

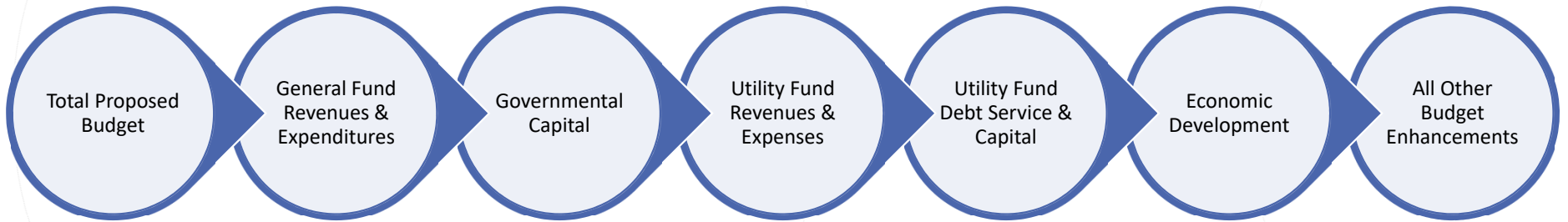


B u d g e t W o r k s h o p

City of Balch Springs, Texas

Presented by Bianca Redmon, CFO

Proposed Budget Highlights



August 31, 2020

BUDGET DEVELOPMENTS

Major Topics of Discussion

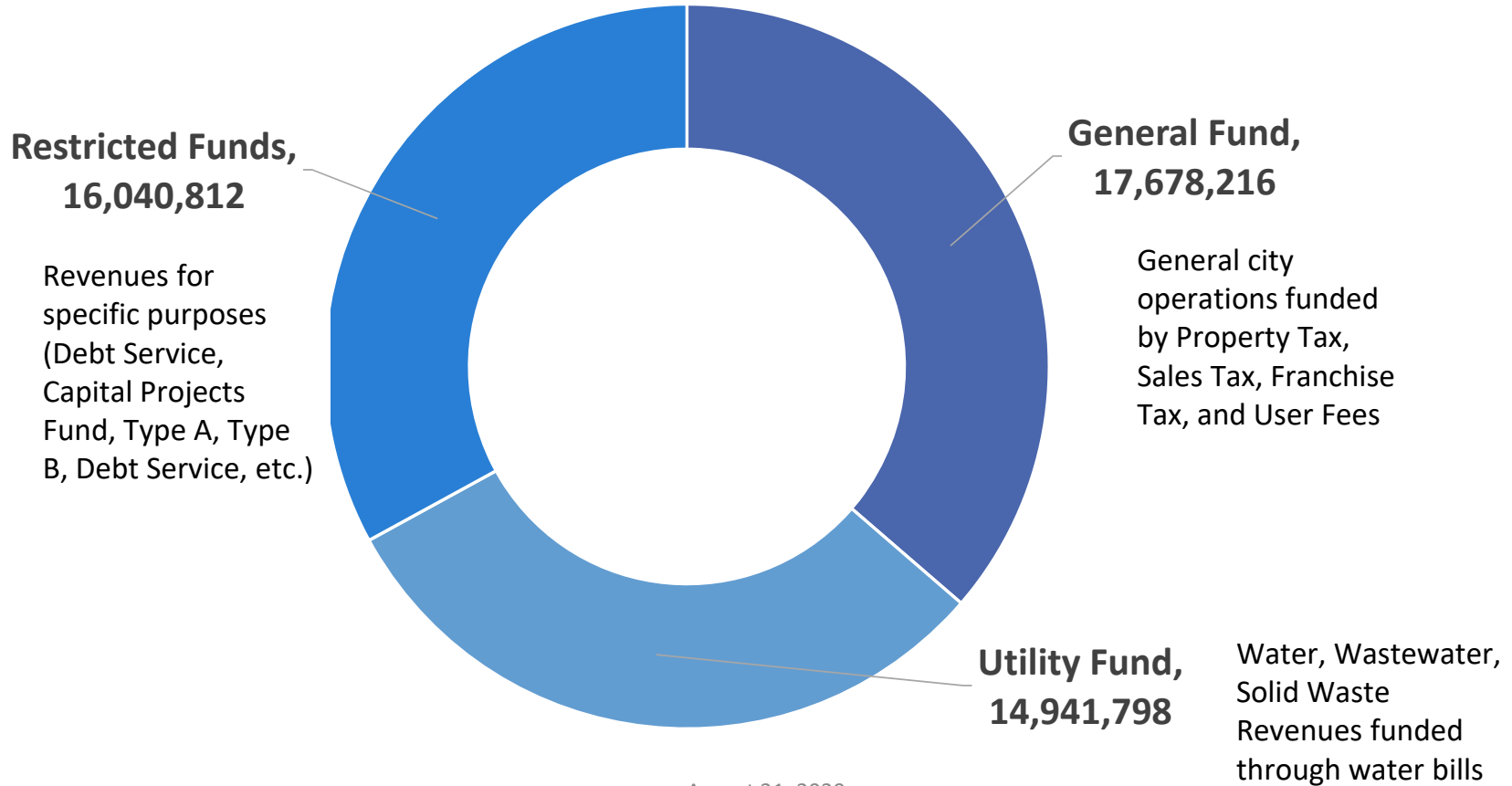
- Property Tax Revenues
- Sales Tax Revenues
- Council Additions & Reductions
- Enterprise Vehicle Replacements | 9 vehicles
 - Four ERV, 5 Non-ERV

FINANCIAL FORECAST: GENERAL FUND

Fiscal Year (FY)	Property Tax Values	YOY Change	Sales Tax Revenue	YOY Change	All Other Revenue	YOY Change	Total Revenue	YOY Change	Notable Events
2019	949,340,748	12.63%	5,188,462.16	6.08%	4,255,196.34	2.16%	16,469,047.81	7.54%	
2018	842,889,852	9.54%	4,890,870.91	6.97%	4,165,314.49	-16.60%	15,313,806.38	0.93%	
2017	769,480,328	8.89%	4,572,366.54	11.47%	4,994,344.39	-4.32%	15,172,321.54	4.66%	
2016	706,658,663	4.91%	4,101,802.39	6.94%	5,219,727.04	0.44%	14,496,910.97	4.22%	Zika: 12/2015 - 09/2016
2015	673,587,116	3.88%	3,835,670.54	8.90%	5,196,794.93	14.63%	13,910,351.28	12.05%	
2014	648,410,072	1.32%	3,522,225.12	0.91%	4,533,407.08	10.06%	12,414,343.29	3.86%	Ebola: 2014 - 2016
2013	639,992,357	-0.03%	3,490,313.87	3.27%	4,118,854.98	11.99%	11,953,334.22	5.36%	
2012	640,196,154	-1.42%	3,379,666.36	0.29%	3,677,797.31	0.81%	11,345,507.50	3.19%	
2011	649,389,010	1.39%	3,369,782.28	7.44%	3,648,130.13	33.04%	10,994,689.52	9.21%	
2010	640,495,187	-11.55%	3,136,411.22	-7.24%	2,742,221.14	-15.23%	10,067,132.51	-1.25%	
2009	724,114,366	2.10%	3,381,229.00	-9.84%	3,234,741.00	20.65%	10,194,414.00	3.66%	Great Recession: 03/2008 - 01/2010
2008	709,248,956	10.15%	3,750,417.00	7.42%	2,681,176.00	19.40%	9,834,730.00	12.64%	
2007	643,916,179	7.86%	3,491,258.00	22.61%	2,245,522.00	-14.82%	8,731,230.00	8.63%	
2006	596,988,842	9.53%	2,847,494.00	15.23%	2,636,071.00	35.92%	8,037,471.00	21.04%	
2005	545,053,914	10.29%	2,471,211.00	9.67%	1,939,491.00	-10.06%	6,640,285.00	3.77%	
2004	494,222,831	14.91%	2,253,305.00	7.95%	2,156,406.00	0.56%	6,399,197.00	2.82%	
2003	430,094,391	12.50%	2,087,398.00	-6.18%	2,144,321.00	5.38%	6,223,606.00	4.86%	SARS - 11/2002 - 01/2003
2002	382,305,983	3.88%	2,224,886.00	-8.40%	2,034,941.00	23.20%	5,935,389.00	4.63%	September 11th: 9/1/2001
2001	368,014,753		2,428,911.00		1,651,698.00		5,672,599.00		dot.com Recession 03/2001 - 11/2001

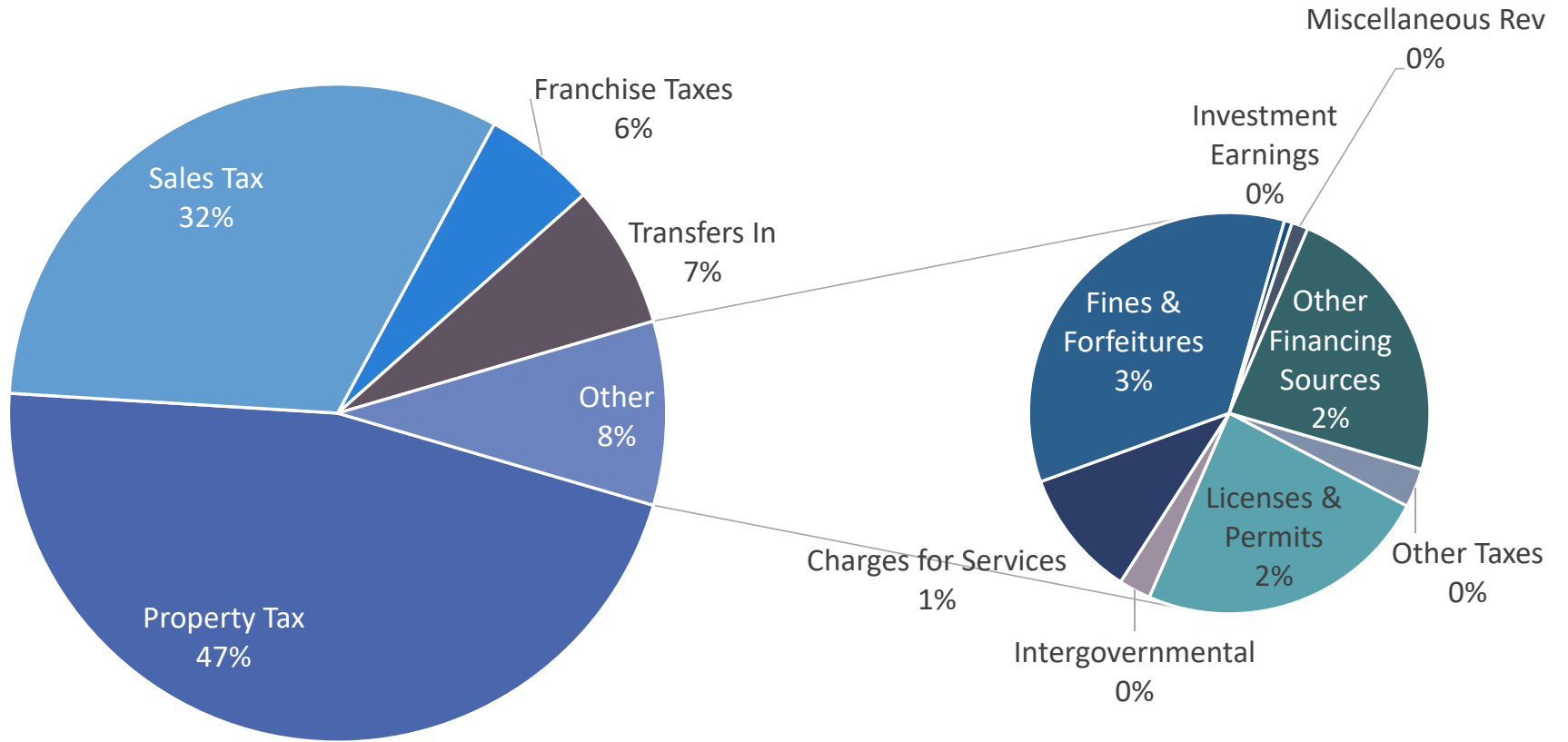
August 31, 2020

TOTAL BUDGET - \$48.7 MILLION

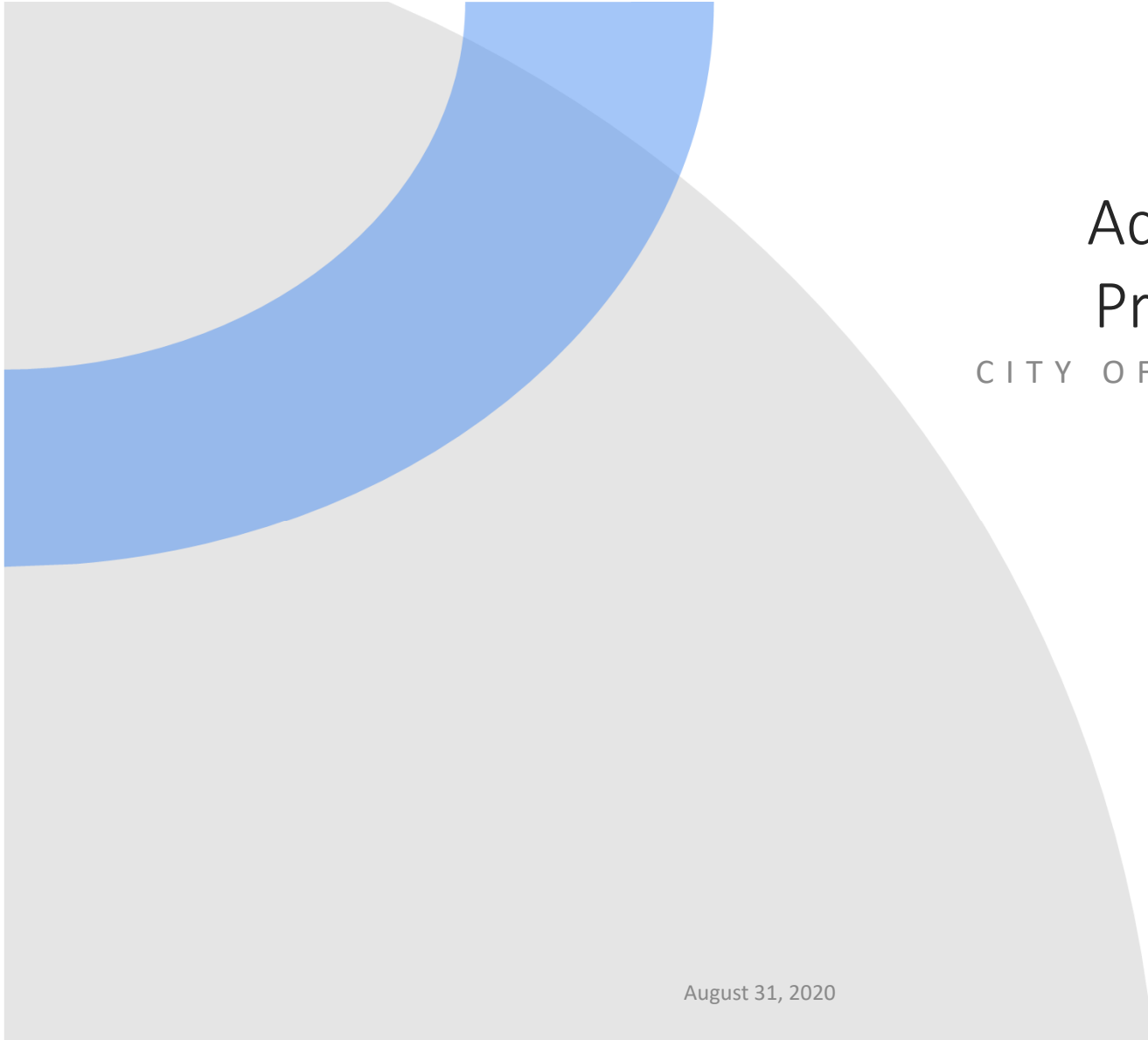


August 31, 2020

GENERAL FUND REVENUE BY CATEGORY



August 31, 2020

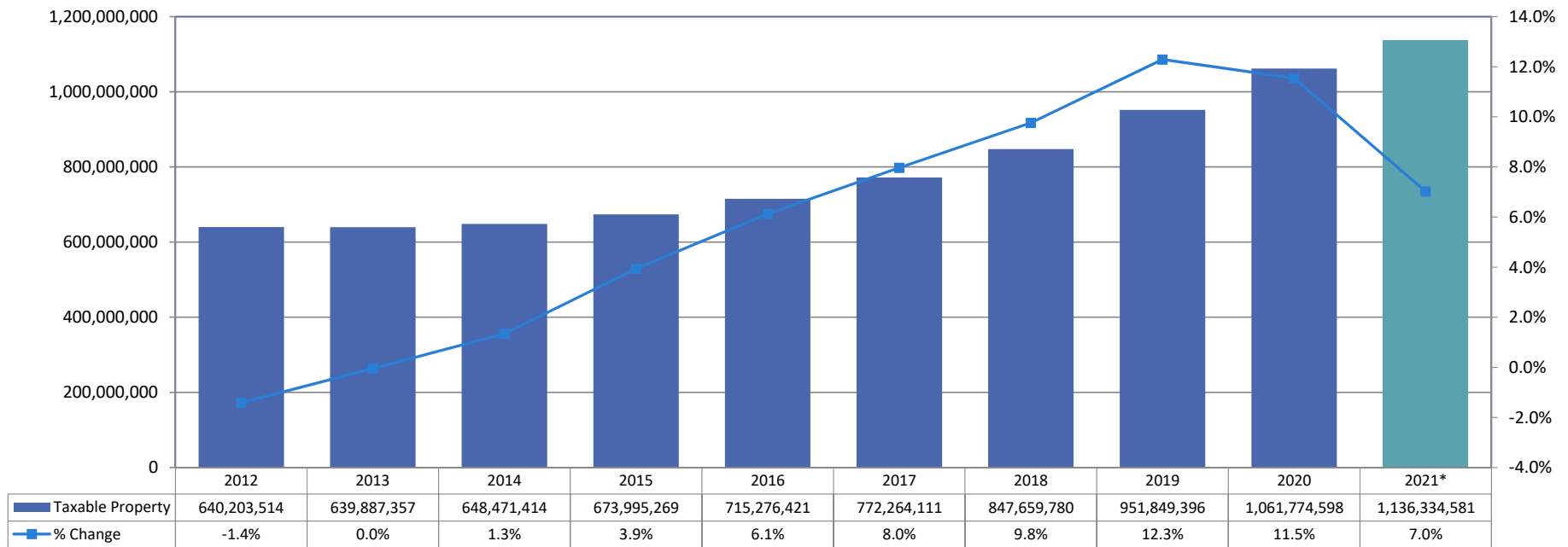


Ad Valorem - Property Tax

CITY OF BALCH SPRINGS



TAXABLE AD VALOREM – 10 YEARS



*Certified Values per DCAD

August 31, 2020

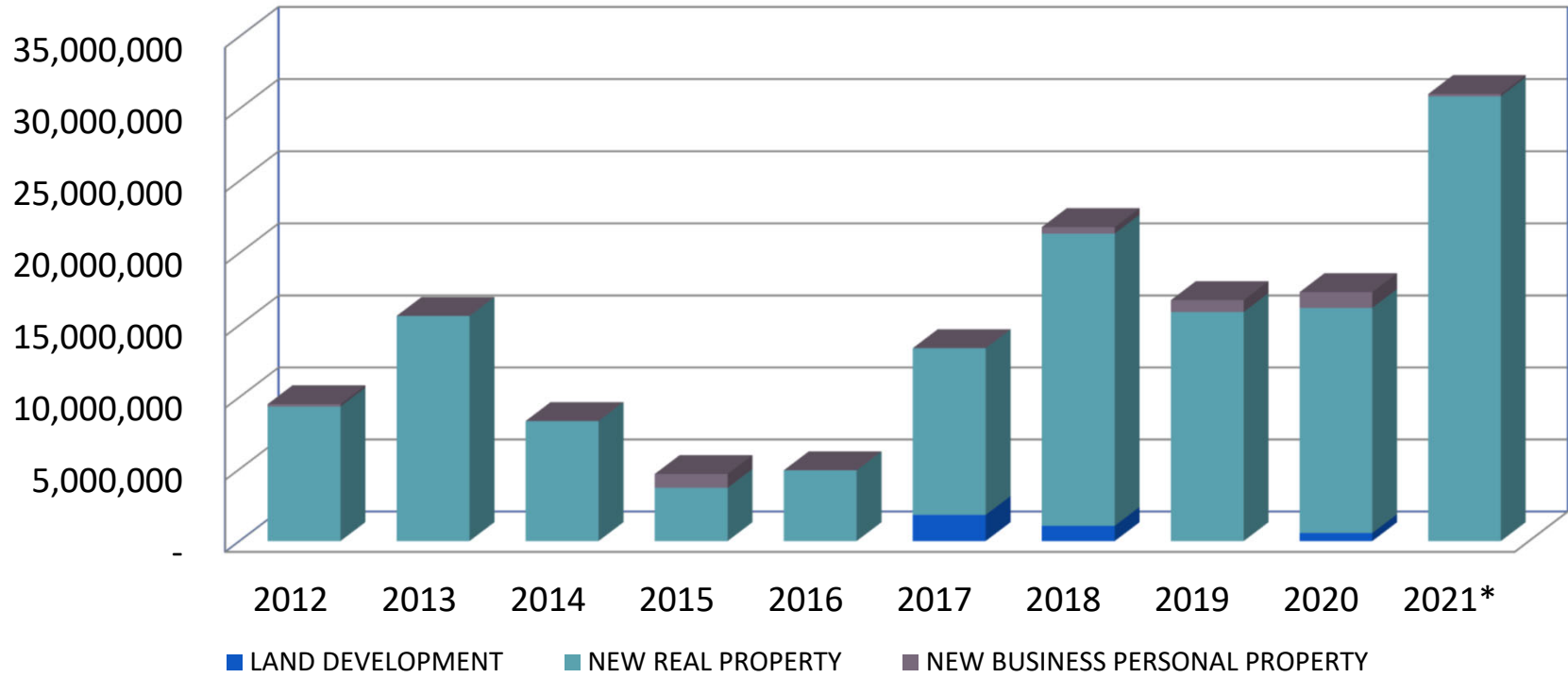
TAXABLE AD VALOREM

2019 Certified Values to 2020 Certified Values

	FY 2020	FY 2021	Growth
Base Value	1,044,478,178	1,105,310,140	4.1%
New Growth	17,296,420	31,024,441	2.9%
Net Taxable Value	1,061,774,598	1,136,334,581	7.0%

Received Certified Values from DCAD on August 20th this year

TAXABLE AD VALOREM – NEW GROWTH



*Certified Values Per DCAD

New Construction: \$31.0M (includes TIRZ)

August 31, 2020

PROPERTY TAX RATES DEFINED...

The No-New-Revenue Tax Rate (NNR) is the tax rate for the tax year that will raise the **same amount of property tax revenue** for the City of Balch Springs from the same properties in both the 2019 tax year and the 2020 tax year. This rate was known as the *Effective Tax Rate* pre-SB2.

The Voter-Approval Tax Rate (VAR) is the highest tax rate that the City of Balch Springs may adopt without holding an election to seek voter approval of the rate. This rate was known as the *Rollback Tax Rate* pre-SB2. This rate provides cities with about the same amount of tax revenue it spent the previous year for day-to-day operations PLUS an extra **three and a half percent** for operations and sufficient funds to pay debts in the coming year. The city may calculate the voter approval rate using an eight percent multiplier instead of the three and a half percent under the disaster provision of SB2 due to COVID-19.

The De Minimis Rate is the rate equal to the sum of the no-new-revenue maintenance and operations rate, the rate that will **raise \$500,000**, and the current debt rate.

PROPERTY TAX RATES & BUDGET IMPACT

Prop Tax Rates	Rate	Additional ¢	Change in Rev
Current Rate (Proposed)	\$0.803000	\$0.000000	\$351,480
No New Revenue NNR (+0.0%)	\$0.776443	(\$0.026557)	(\$284,160)
Voter Approval (+3.5%)	\$0.841974	\$0.038974	\$417,600
De Minimis (+\$500k)	\$0.918605	\$0.115605	\$1,237,440
Disaster Rate (+8%)	\$0.939252	\$0.136252	\$1,458,240
Rate that produces equal rev & exp	\$0.819933	\$0.016933	\$96,366

Rates Reflect Certified Values Per DCAD

PROPERTY TAX RATES & BUDGET IMPACT

Prop Tax Rates	FB Appropriations	Est Fund Bal \$	Est Fund Bal %	Days of Ops
Current Rate (Proposed)	(\$96,366)	1,969,508	11.28%	41
No New Revenue NNR (+0.0%)	(\$380,526)	1,685,348	9.65%	35
Voter Approval (+3.5%)	\$321,234	2,387,108	13.67%	50
De Minimis (+\$500k)	\$1,141,074	3,206,948	18.36%	67
Disaster Rate (+8%)	\$1,361,874	3,427,748	19.63%	72
Rate that produces equal rev & exp	\$0	2,065,874	11.83%	43

Rates Reflect Certified Values Per DCAD

PROPERTY TAX IMPACT TO TAXPAYER

Average Values for Single Family Residence (2019): \$102,366

Average Values for Single Family Residence (2020): \$115,529

Prop Tax Rates	Tax Rate	2019 Tax Year	2020 Tax Year	Annual Change	Monthly Change
CURRENT RATE PROPOSED (46 DAYS)	0.803000	\$822.00	\$927.70	\$105.70	\$8.81
NO NEW REV RATE (40 DAYS)	0.776443	\$822.00	\$897.02	\$75.02	\$6.25
VOTER APPROVAL RATE (54 DAYS)	0.841974	\$822.00	\$972.72	\$150.73	\$12.56
DE MINIMIS RATE (71 DAYS)	0.918605	\$822.00	\$1,061.26	\$239.26	\$19.94
DISASTER RATE (76 DAYS)	0.939252	\$822.00	\$1,085.11	\$263.11	\$21.93
REVENUES EQUALS EXPENDITURES RATE (43 DAYS)	0.819933	\$822.00	\$947.26	\$125.26	\$10.44

Rates Reflect Certified Values Per DCAD

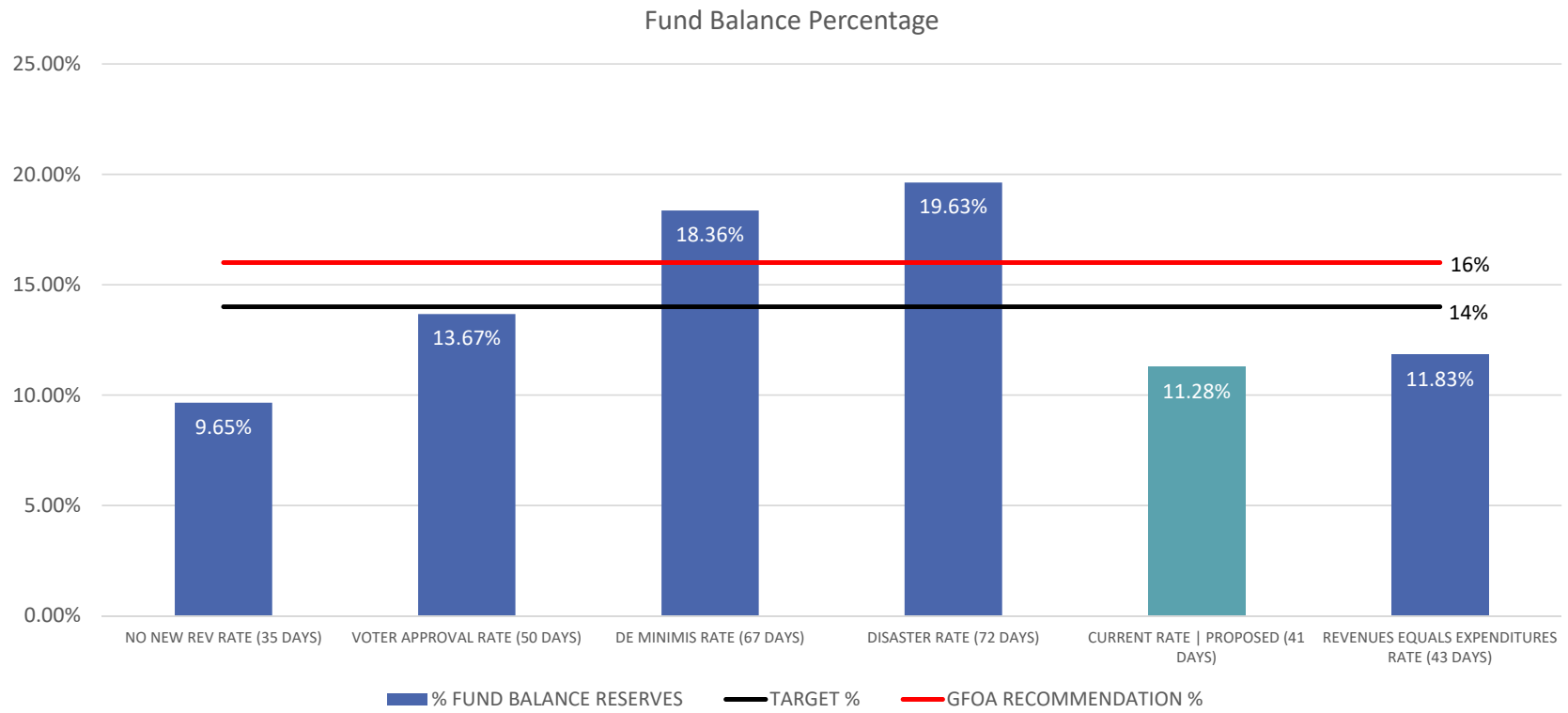
August 31, 2020

SOLID WASTE SERVICES IMPACT TO CUSTOMER

Monthly Residential Service Rates:

Residential Solid Waste Services	Old Rate	Sales Tax	Old Total	New Rate	Sales Tax	New Total	Inc / (Dec)
Residential Service twice weekly and once per week recycling	21.11	1.74	22.85	18.56	1.53	20.09	(2.77)
Senior Citizen for above	17.80	1.47	19.26	14.95	1.23	16.18	(3.08)
Churches (charged residential rates)	21.11	1.74	22.85	18.56	1.53	20.09	(2.77)
Additional Poly Carts (optional) per cart per month	10.65	0.88	11.53	11.42	0.94	12.36	0.83
Replacement carts due to homeowners negligence	93.11	7.68	100.79	78.94	6.51	85.46	(15.34)

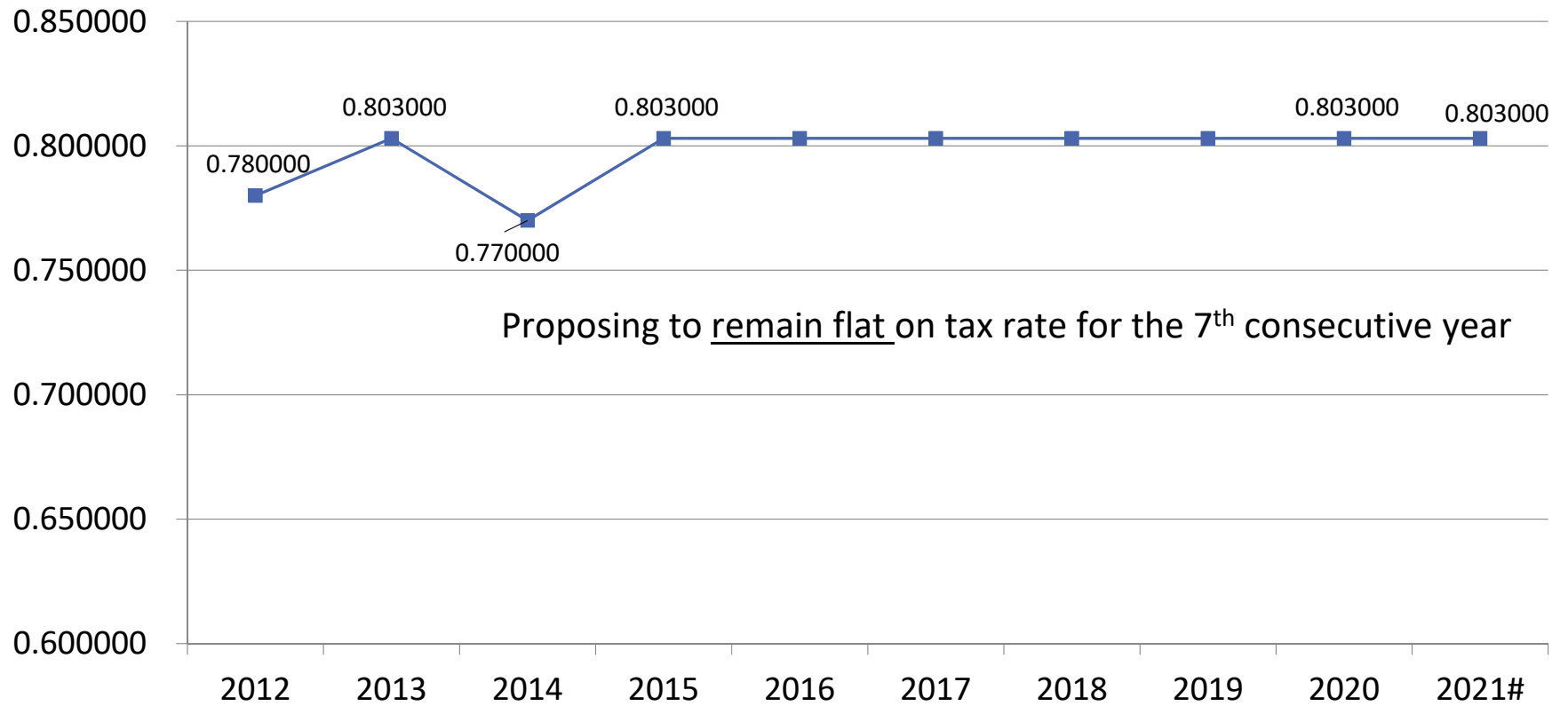
PROPERTY TAX RATES & BUDGET IMPACT



Rates reflect Certified Values Per DCAD

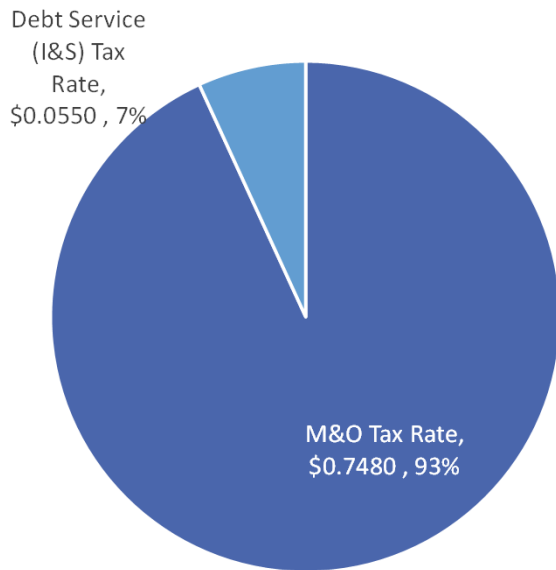
August 31, 2020

AD VALOREM RATE HISTORY



#Proposed Rate: \$0.803000/100

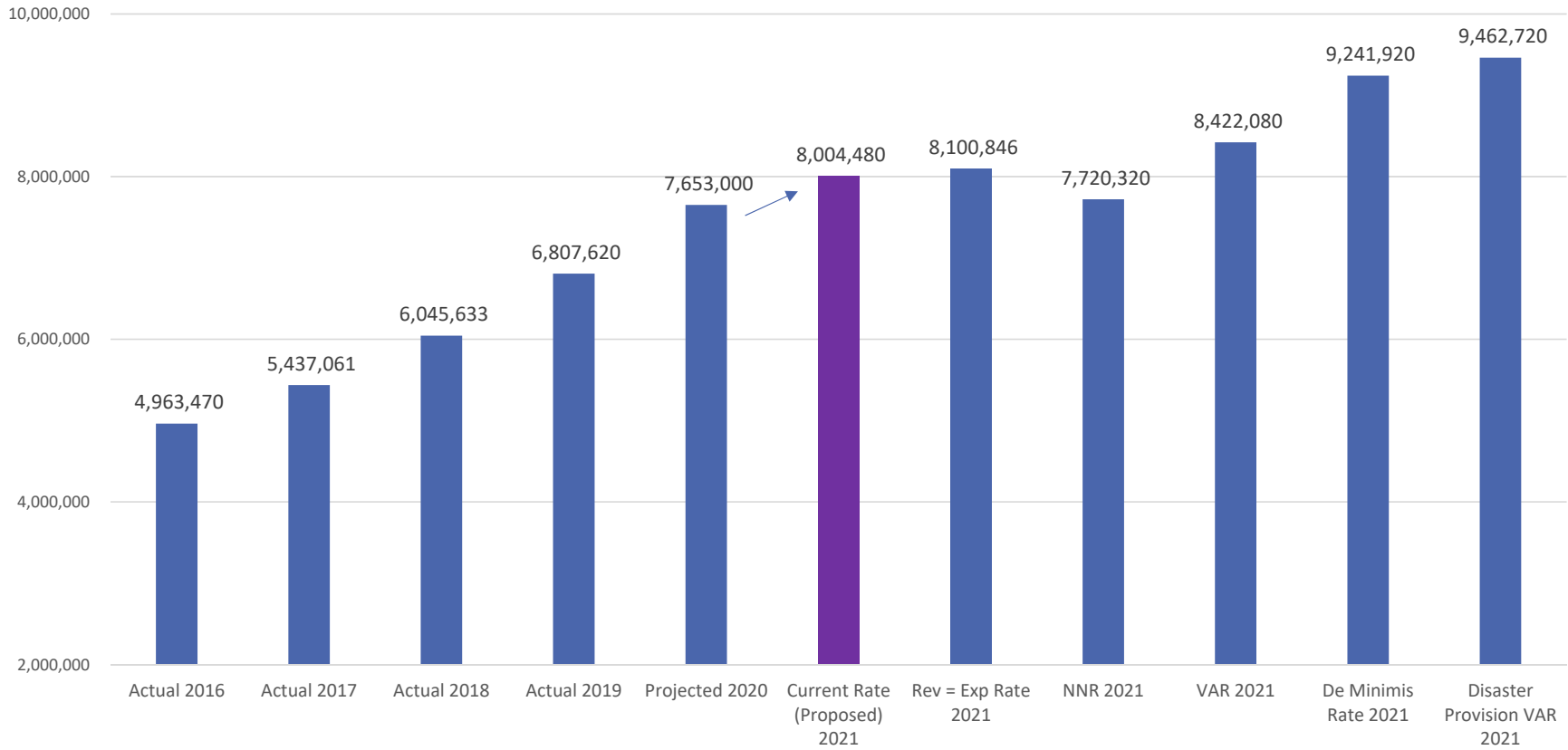
PROPOSED RATE COMPONENTS:



AD VALOREM RATE COMPONENTS

- GENERAL FUND MAINTENANCE & OPERATIONS
 - Public Safety
 - Street Maintenance
 - Parks & Recreation
 - Community Development
 - General Government
 - Capital Lease Debt
- DEBT SERVICE (I&S)
 - Funds used to make principal & interest payments on outstanding bonds

AD VALOREM REVENUE – GENERAL FUND M&O

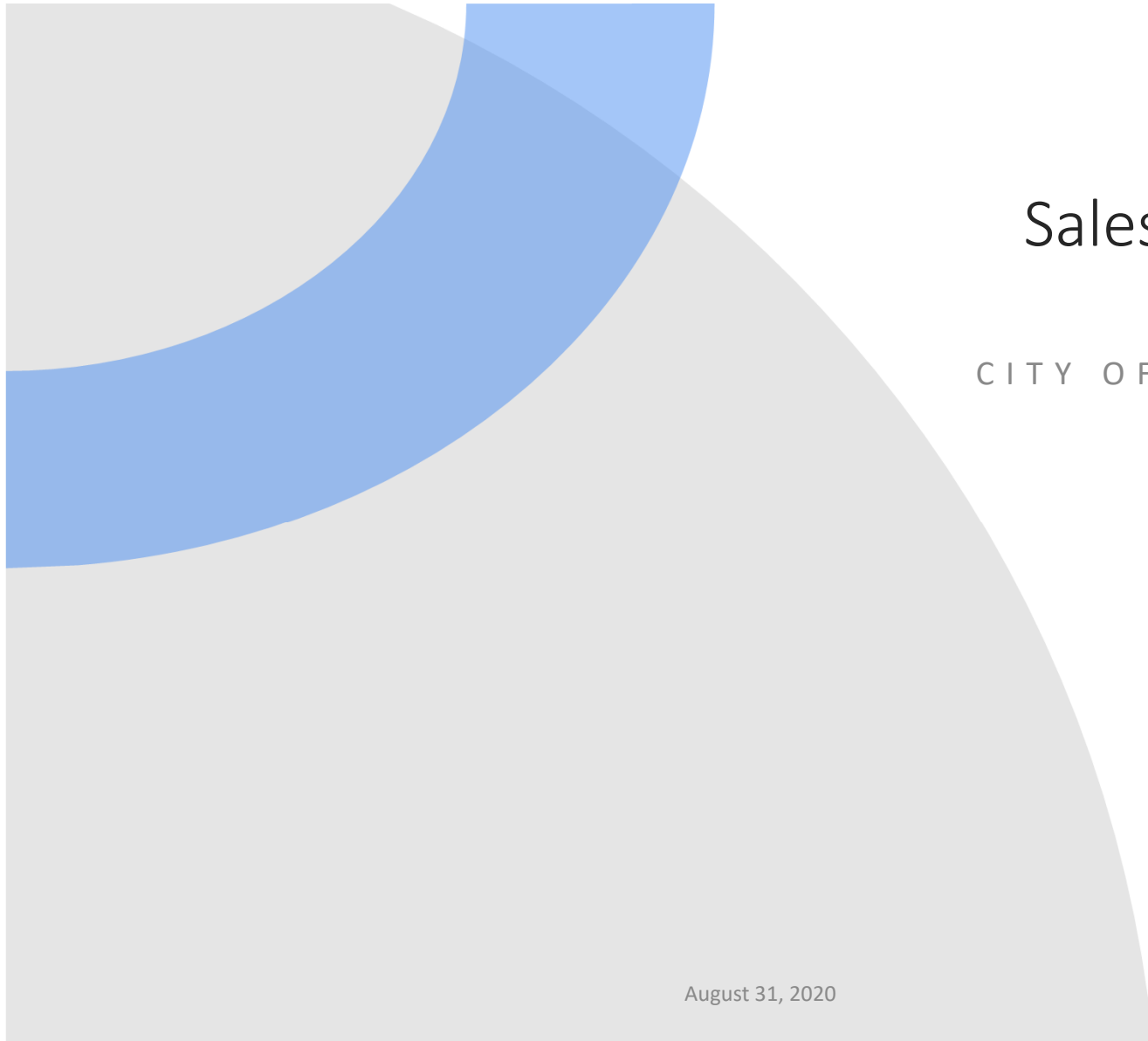


Estimating a 96% collection rate, down from 97.7% the prior year

Excludes delinquent taxes and penalties & interest

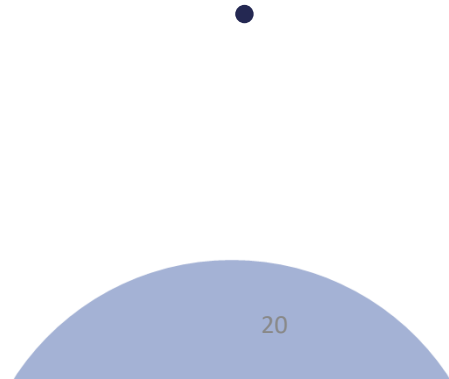
August 31, 2020

2021 figures considers new construction values

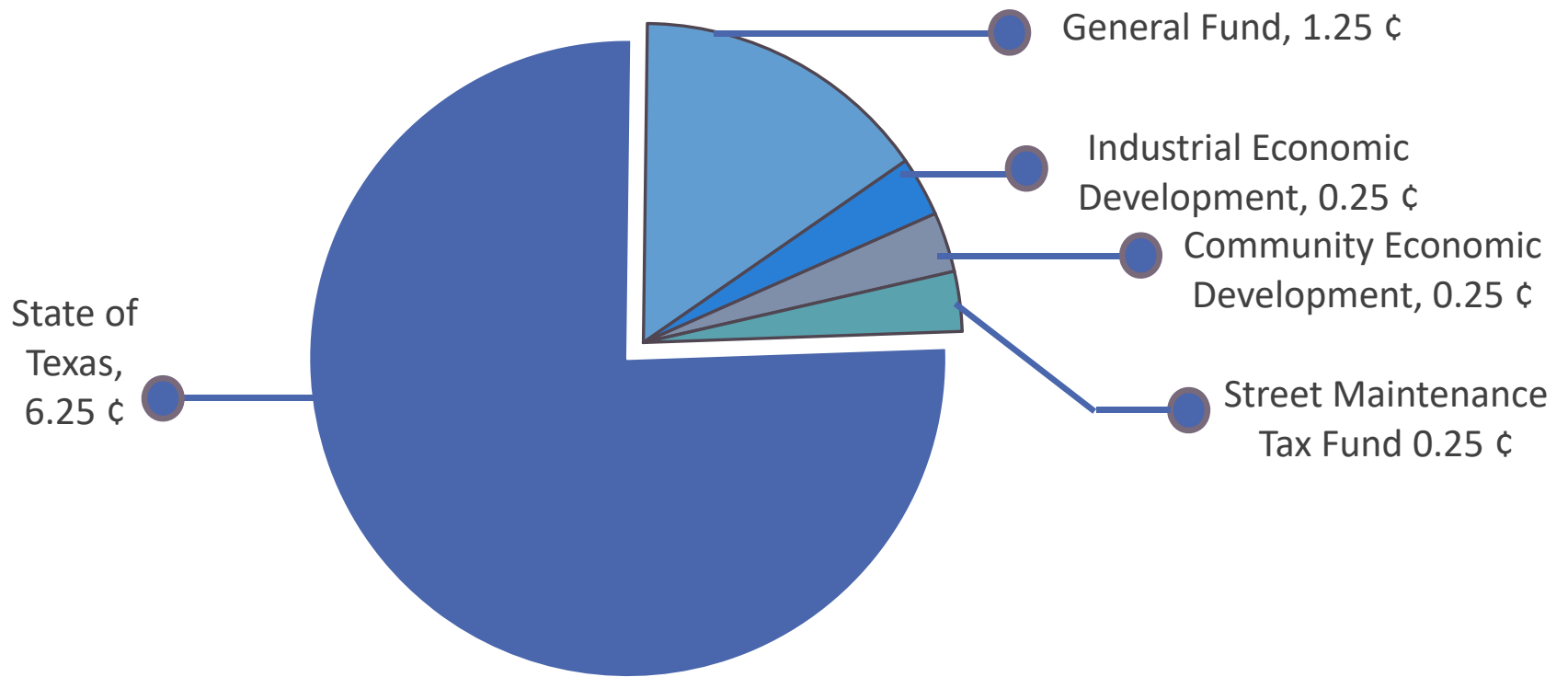


Sales Tax & Other Revenue

CITY OF BALCH SPRINGS

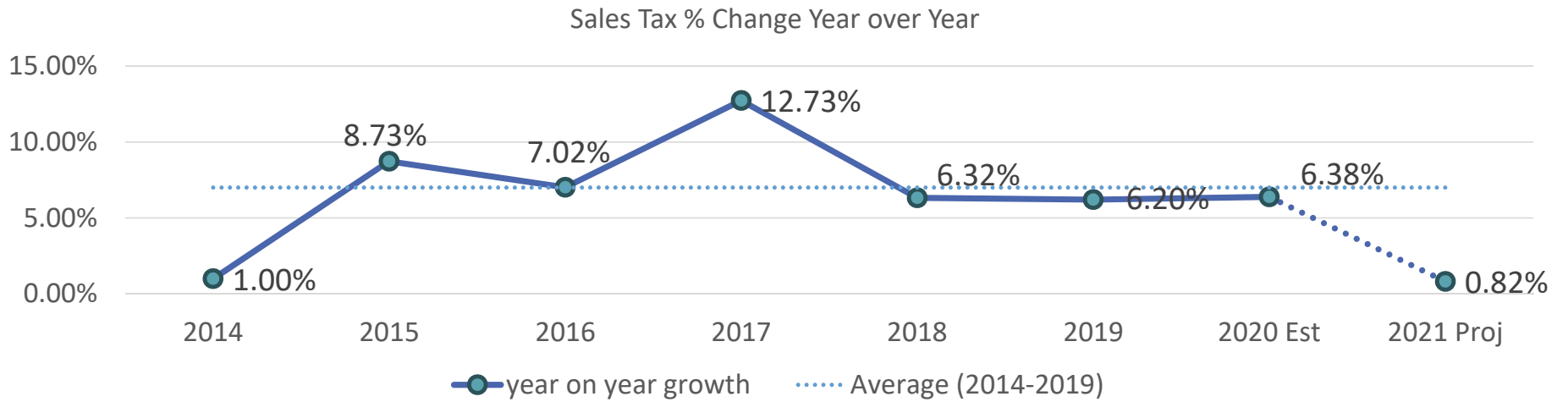


SALES TAX ALLOCATION – 8.25 CENTS



August 10, 2020

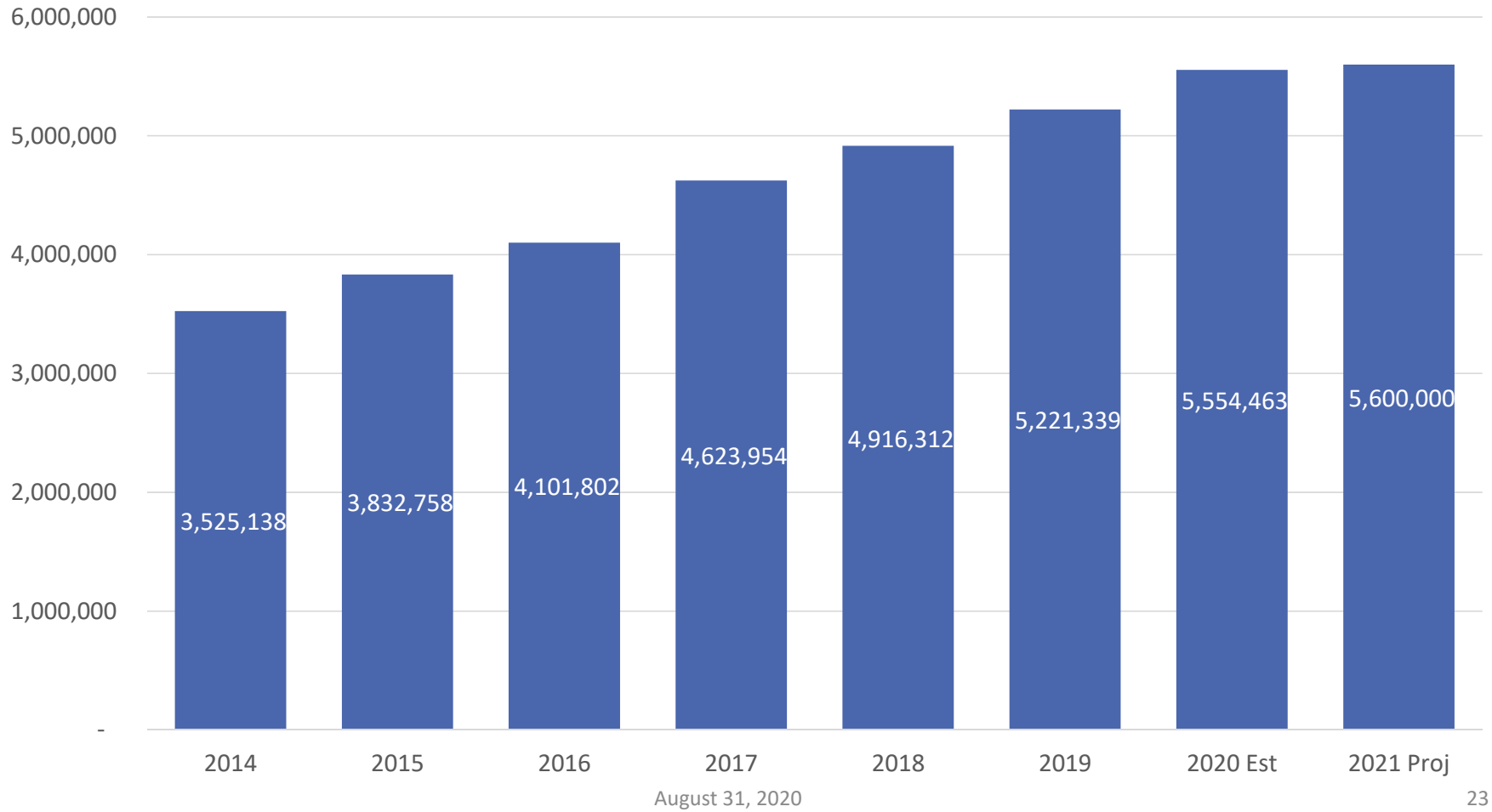
SALES TAX PROJECTIONS



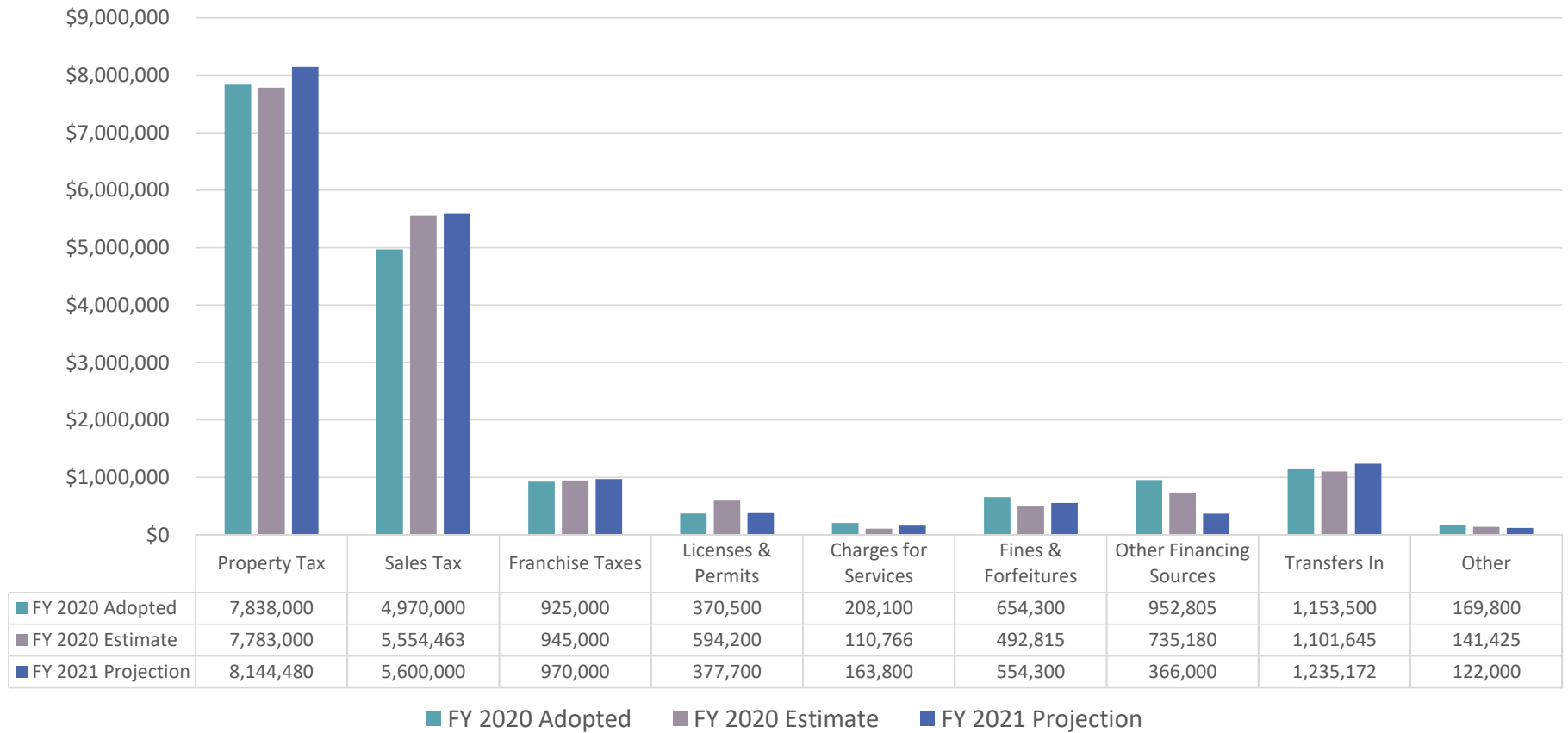
	FY 2020 Budget	FY 2020 Estimate	Change	FY 2021 Estimate	Change
Sales Tax - 1.25 Cents	4,970,000	5,554,463	584,463	5,600,000	45,537

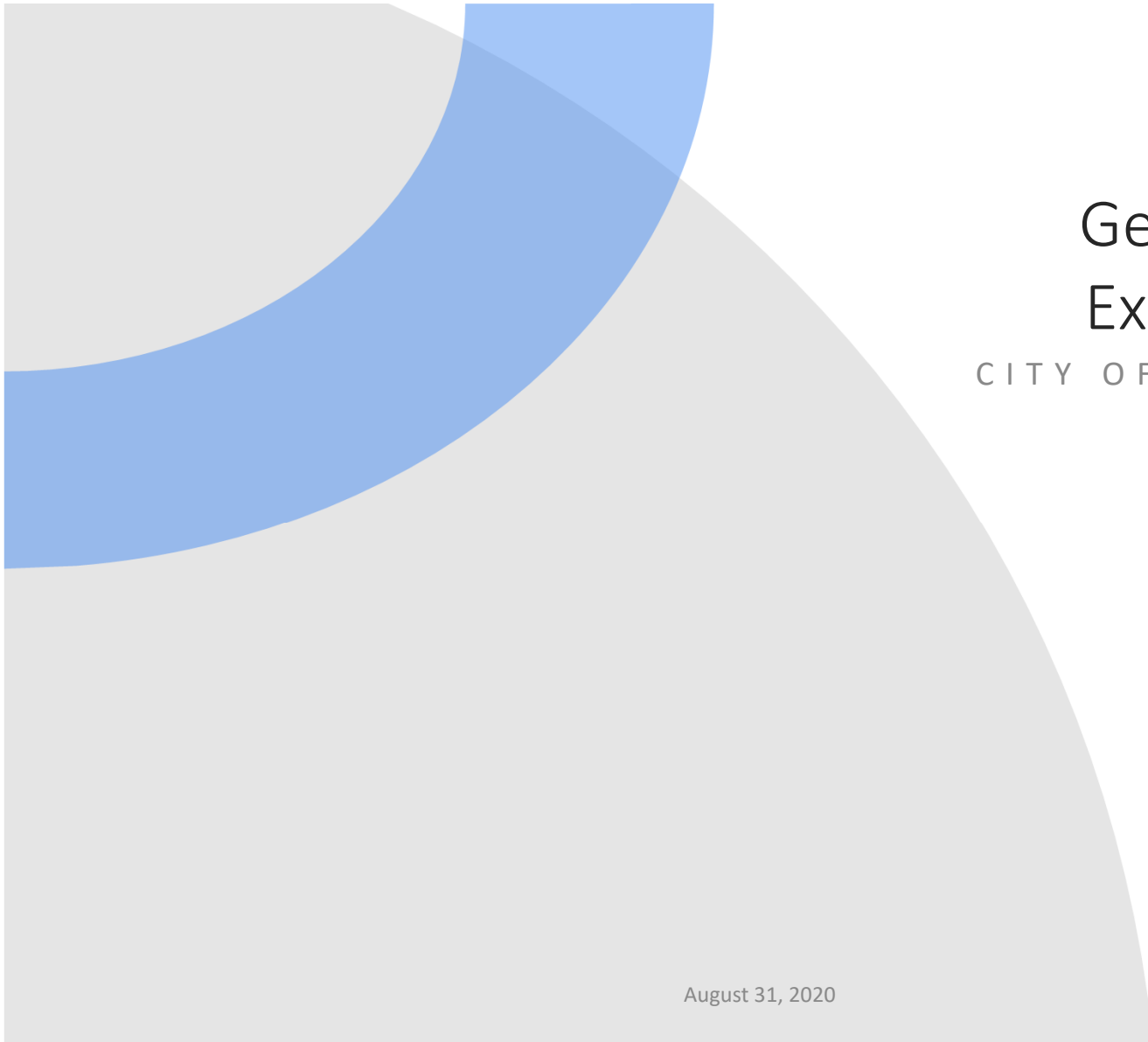
August 31, 2020

SALES TAX REVENUE – GENERAL FUND 1.25 CENTS



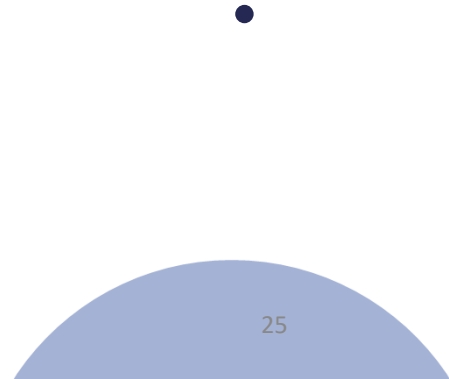
GENERAL FUND REVENUE CATEGORIES





General Fund Expenditures

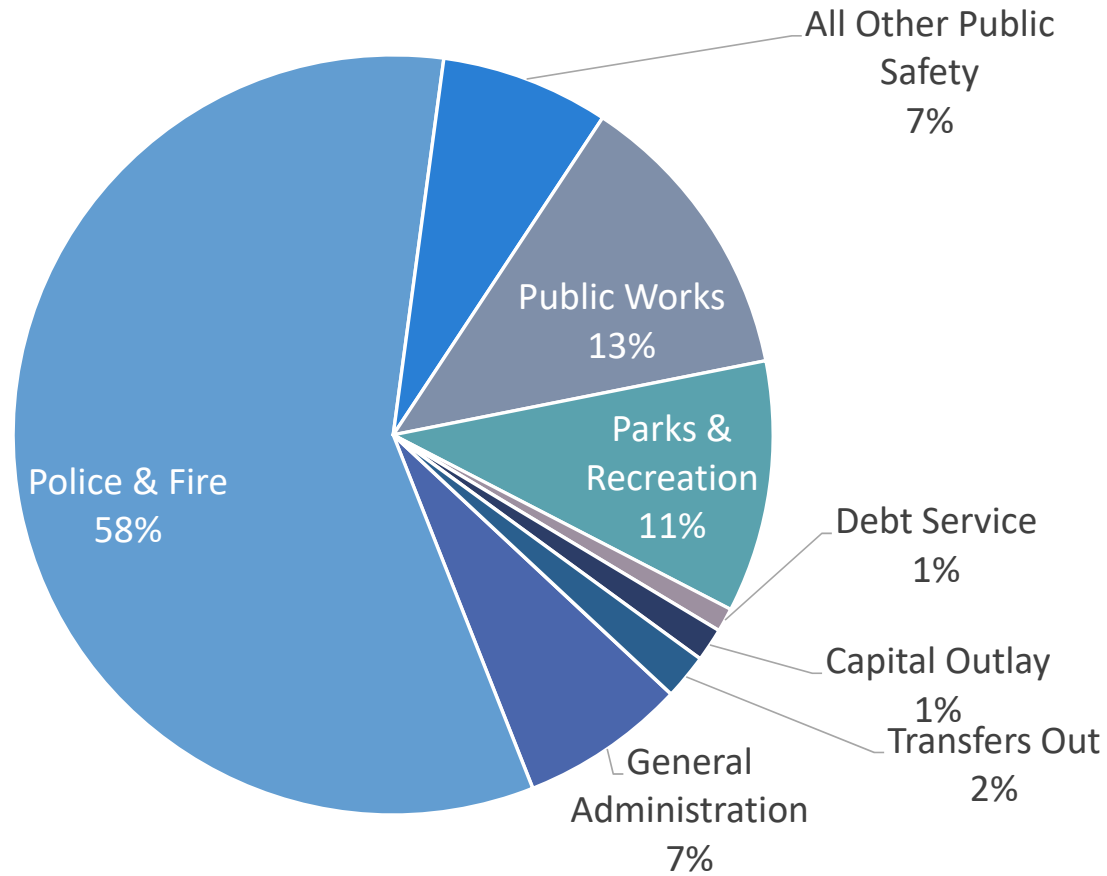
CITY OF BALCH SPRINGS



GENERAL FUND EXPENDITURES BY FUNCTION

Expenditure Function	2020 Adopted Budget	2020 Revised Budget	2021 Proposed Budget	\$ Inc / (Dec) over PY	% Inc / (Dec) over PY
General Administration	1,170,057	1,085,806	1,249,730	79,673	7%
Police & Fire	10,248,012	10,281,057	10,274,253	26,241	0%
All Other Public Safety	1,125,849	1,157,026	1,265,817	139,968	12%
Public Works	2,226,311	2,220,199	2,223,685	(2,626)	0%
Parks & Recreation	1,915,888	1,639,327	1,895,606	(20,282)	-1%
Debt Service	203,165	203,165	179,695	(23,470)	-12%
Capital Outlay	661,805	558,320	251,000	(410,805)	-62%
Transfers Out	413,000	468,821	338,430	(74,570)	-15%
Total	17,964,087	17,613,721	17,678,216	(285,871)	-2%

GENERAL FUND EXPENDITURES BY FUNCTION

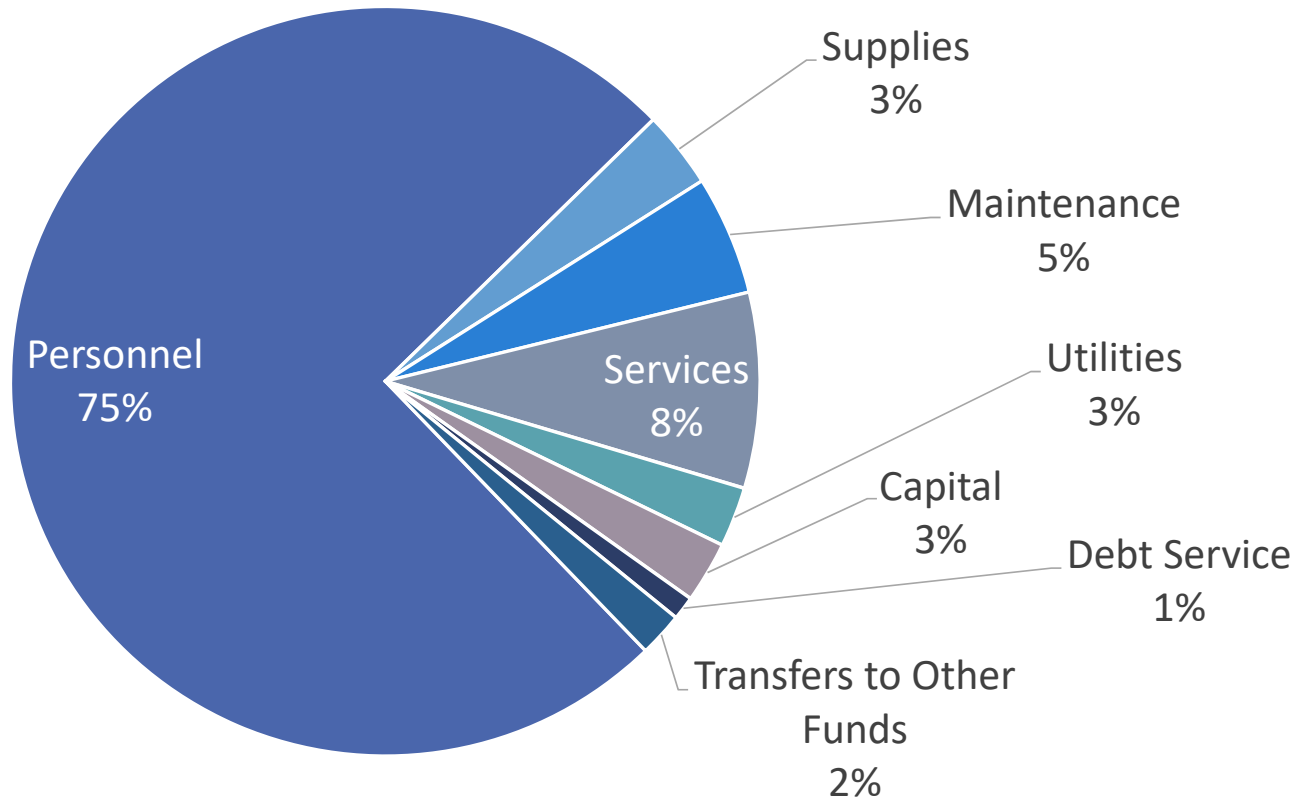


August 31, 2020

GENERAL FUND EXPENDITURES BY CATEGORY

Expenditure Category	2020 Adopted Budget	2020 Revised Budget	2021 Proposed Budget	\$ Inc / (Dec) over PY	% Inc / (Dec) over PY
Personnel	13,226,707	12,923,280	13,243,227	16,520	0%
Supplies	615,450	590,448	588,690	(26,760)	-4%
Maintenance	842,265	867,162	910,895	68,630	8%
Services	1,401,880	1,404,321	1,491,950	90,070	6%
Training reduced by 29%, \$41k					
Utilities	431,895	430,284	458,560	26,665	6%
Capital	829,725	726,240	466,769	(362,956)	-44%
Debt Service	203,165	203,165	179,695	(23,470)	-12%
Transfers to Other Funds	413,000	468,821	338,430	(74,570)	-15%
Total	17,964,087	17,613,721	17,678,216	(285,871)	-2%

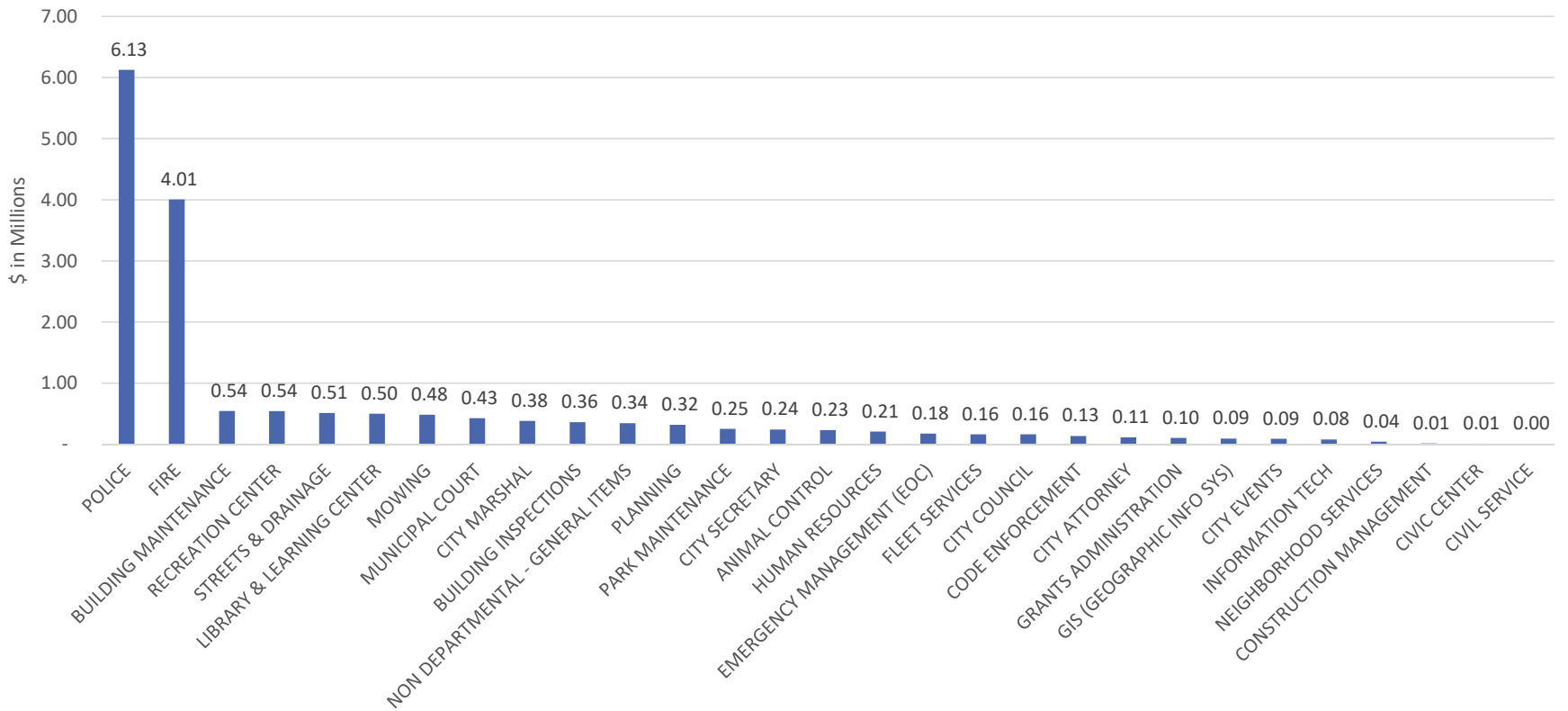
GENERAL FUND EXPENDITURES BY CATEGORY



August 31, 2020

GENERAL FUND EXPENDITURES BY DEPARTMENT

PROPOSED 2021



August 31, 2020

BUDGET ENHANCEMENT REQUESTS

General Government / Support Services - \$27,554

PROPOSED ENHANCEMENT	ONE-TIME	ONGOING	TOTAL
Upgraded Agenda Management Software – Civic Clerk	3,020	4,809	7,829
Redistricting Study – 2020	50,000	-	50,000
User Fee Study	29,000	-	29,000
Cost Allocation Plan	13,000	-	13,000
Financial Management Software - OpenGov ERP Cloud Migration	8,594	9,531	18,125
Renewal of Civic HR Onboarding Premium Service	-	1,600	1,600
Total	11,614	15,940	27,554

Changes in blue as directed by City Council at August 24th, 25th & 27th meetings. See supplemental report for itemization.

BUDGET ENHANCEMENT REQUESTS

Public Safety - \$288,702

Changes in blue as directed by City Council at August 24th, 25th & 27th meetings. See supplemental report for itemization.

PROPOSED ENHANCEMENT	ONE-TIME	ONGOING	TOTAL
Internet/Fiber Upgrade at Municipal Court	-	7,200	7,200
Phone System Upgrade at Municipal Court	850	5,220	6,070
Zoom Meeting Plan for Prosecutor at Municipal Court	-	180	180
Half of Emergency Manager Salary & Benefits moved to EOC	-	80,400	80,400
Emergency Response Plan	20,000	-	20,000
Body Cameras & Evidence Library Maint. Fees	-	11,925	11,925
Ticket-writer, Antivirus, Ransomware Maintenance for Animal Shelter		945	945
Tough-books & Docking Stations Replacement	23,985	-	23,985
Payment to Texas Comptroller	44,720	65,527	110,247
Full-Time Kennel Attendant for Animal Shelter	-	47,750	47,750
Automated Chest Compression for CareFlite	10,000	-	10,000
August 31, 2020			
Total	79,555	219,147	298,702

BUDGET ENHANCEMENT REQUESTS

Public Works & Community Development - \$192,730

PROPOSED ENHANCEMENT	ONE-TIME	ONGOING	TOTAL
Minor Repair & Rehab Program - additional 5 homes @2k per home	-	10,000	10,000
NCTCOG LiDAR & Impervious Surface Data Purchase for GIS	-	16,477	16,477
Lighting, Painting & Other Repairs to Various City Buildings	62,000	-	62,000
Multi-Family Inspection Program	-	104,253	104,253
Total	62,000	130,730	192,730

Changes in [blue](#) as directed by City Council at August 24th, 25th & 27th meetings. See supplemental report for itemization.

BUDGET ENHANCEMENT REQUESTS

Parks & Recreation - \$22,500

PROPOSED ENHANCEMENT	ONE-TIME	ONGOING	TOTAL
Senior Program Meals & Delivery	-	22,500	22,500
Total	-	22,500	22,500

Changes in blue as directed by City Council at August 24th, 25th & 27th meetings. See supplemental report for itemization.

BUDGET ENHANCEMENT REQUESTS

Across the Board Additions - \$127,403

PROPOSED ENHANCEMENT	ONE-TIME	ONGOING	TOTAL
Additional \$0.50/HR for all Full-Time, Permanent, Non-Civil Employees	-	127,403	127,403
Total	-	127,403	127,403

Changes in blue as directed by City Council at August 24th, 25th & 27th meetings. See supplemental report for itemization.

BUDGET ENHANCEMENT REQUESTS

Total General Fund Enhancement Requests: \$668,889

- One-Time Requests: \$153,169
- Ongoing Requests: \$515,720

FUNCTION OF GOVERNMENT	ONE-TIME	ONGOING	TOTAL
General Government / Support Services	11,614	15,490	27,554
Public Safety	79,555	219,147	298,702
Public Works / Community Development	62,000	130,730	192,730
Parks & Recreation	-	22,500	22,500
Across the Board	-	127,403	127,403
Total	153,169	515,720	668,889

OTHER GENERAL FUND REDUCTIONS

Total Other General Fund Reductions: \$225,804

- One-Time Reductions: \$136,524
- Ongoing Reductions: \$89,280

CATEGORY	ONE-TIME	ONGOING	TOTAL
Capital Outlay	55,000	-	55,000
City Events	65,829	-	65,829
Personnel	4,000	89,280	93,280
Travel & Training	11,695	-	11,695
Total	136,524	89,280	225,804

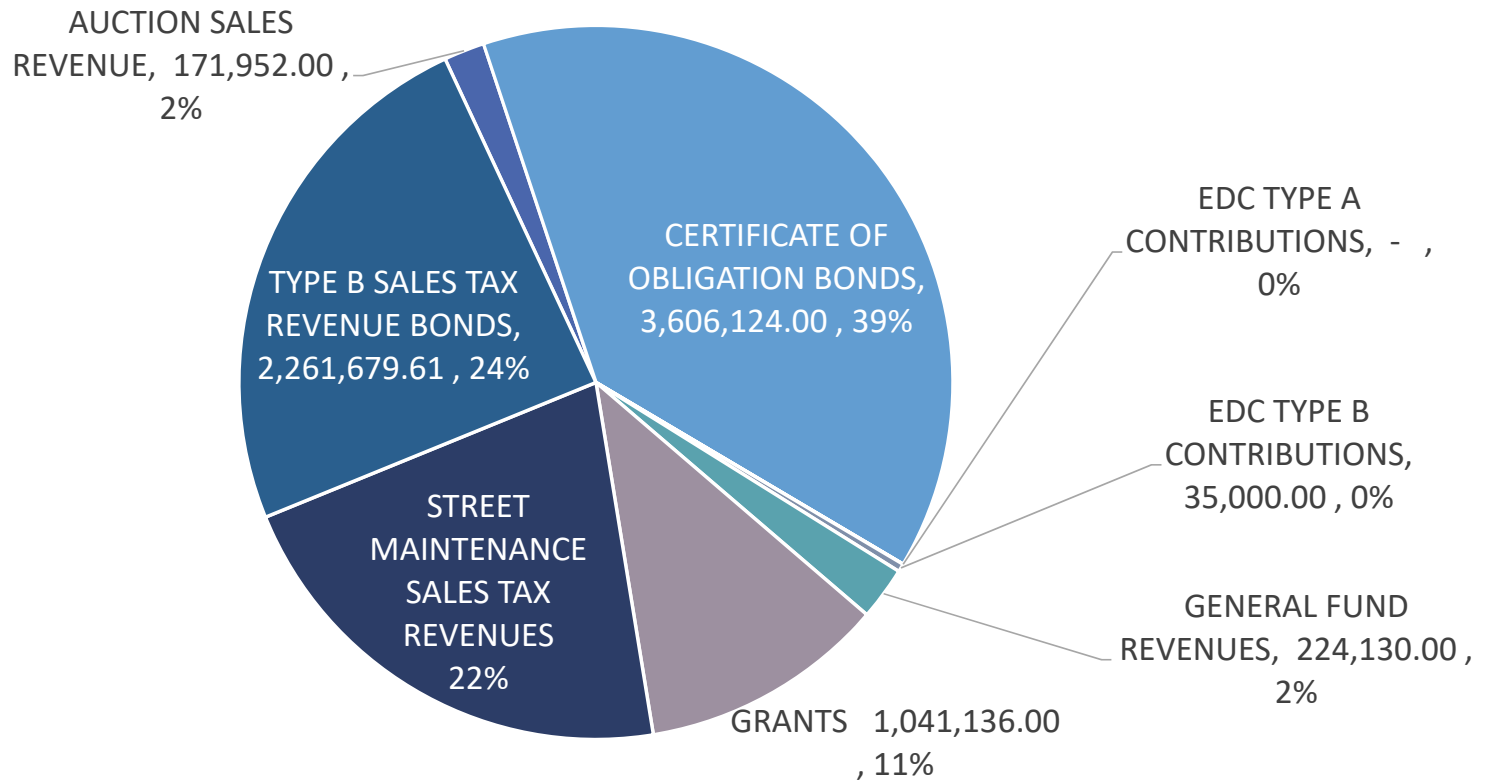
Changes in blue as directed by City Council at August 24th, 25th & 27th meetings. See supplemental report for itemization.

GENERAL FUND SUMMARY

		2021 PROPOSED BUDGET
Revenues		\$ 17,533,452
Expenditures		(\$ 17,678,216)
<i>Add: Council Reductions</i>	<i>\$337,804</i>	
<i>Less: Council Additions</i>	<i>(\$289,406)</i>	
Net: Council Changes		\$48,398
Revenue Over / (Under) Expenditures		(\$96,366)
FY 2021 Projected Ending Fund Balance		\$1,969,508
Fund Balance as a Percentage of Expenditures*		11.28%
*Target fund balance percentage is 14%, excludes capital expenditures, includes Emergency Reserve Fund Balance		

Uses the proposed property tax rate of \$0.803000/100

GOVERNMENTAL CAPITAL SOURCES OF FUNDING - \$9.4M

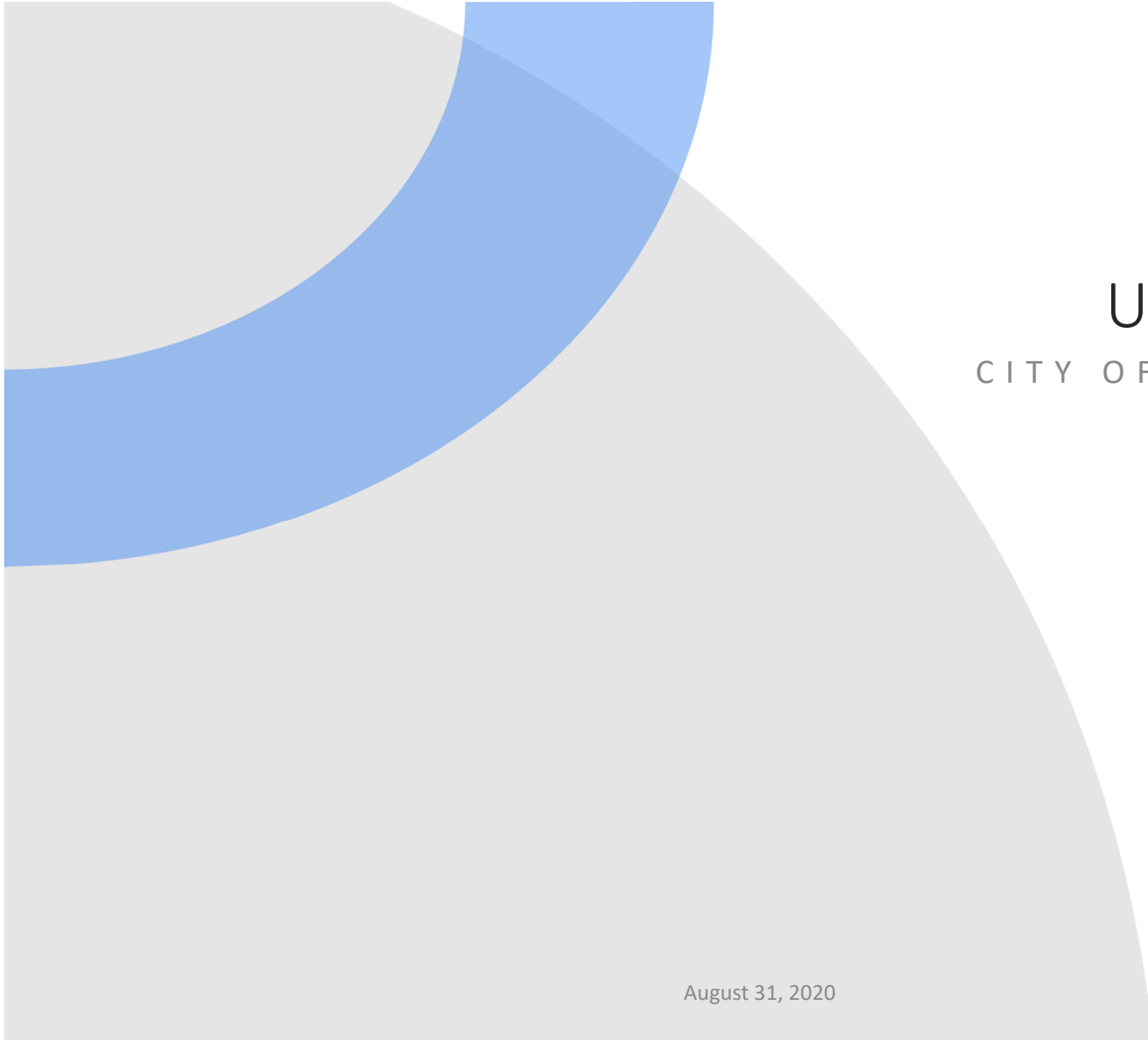


August 31, 2020

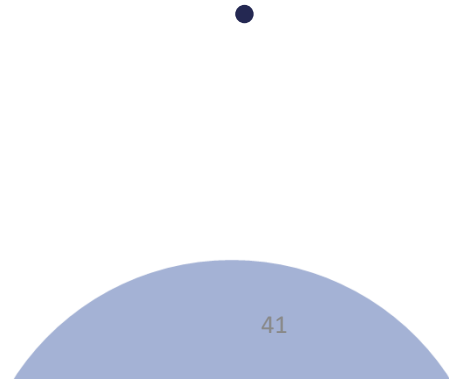
GOVERNMENTAL CAPITAL - MAJOR PROJECTS

- Hillwood Off-Site Road Improvements
- Safe Routes to School Project
- Street Improvements
- Park Amenities
- Hickory Tree Road Expansion (design)

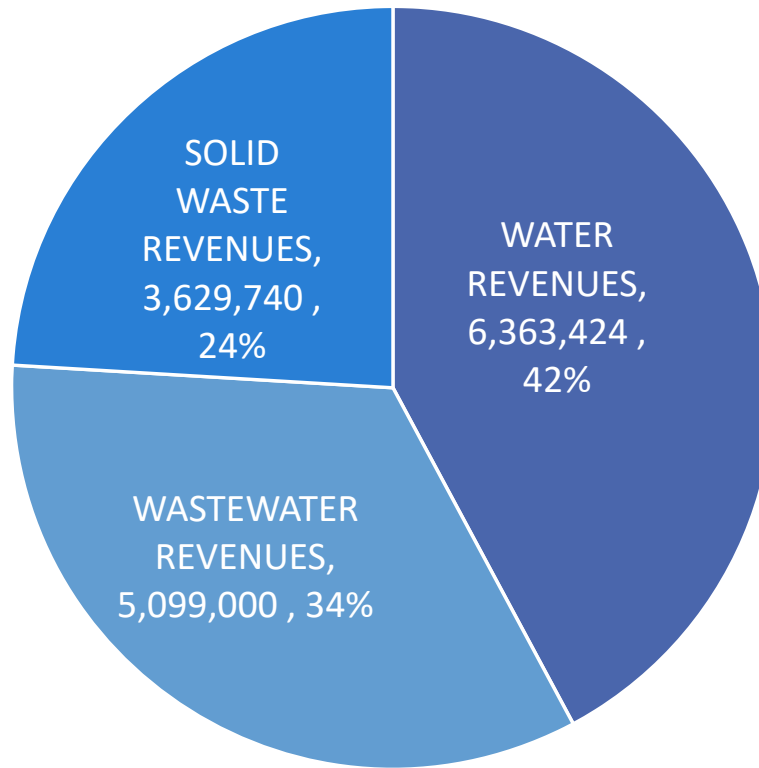
See supplemental reports for full listing



●
Utility Fund
CITY OF BALCH SPRINGS

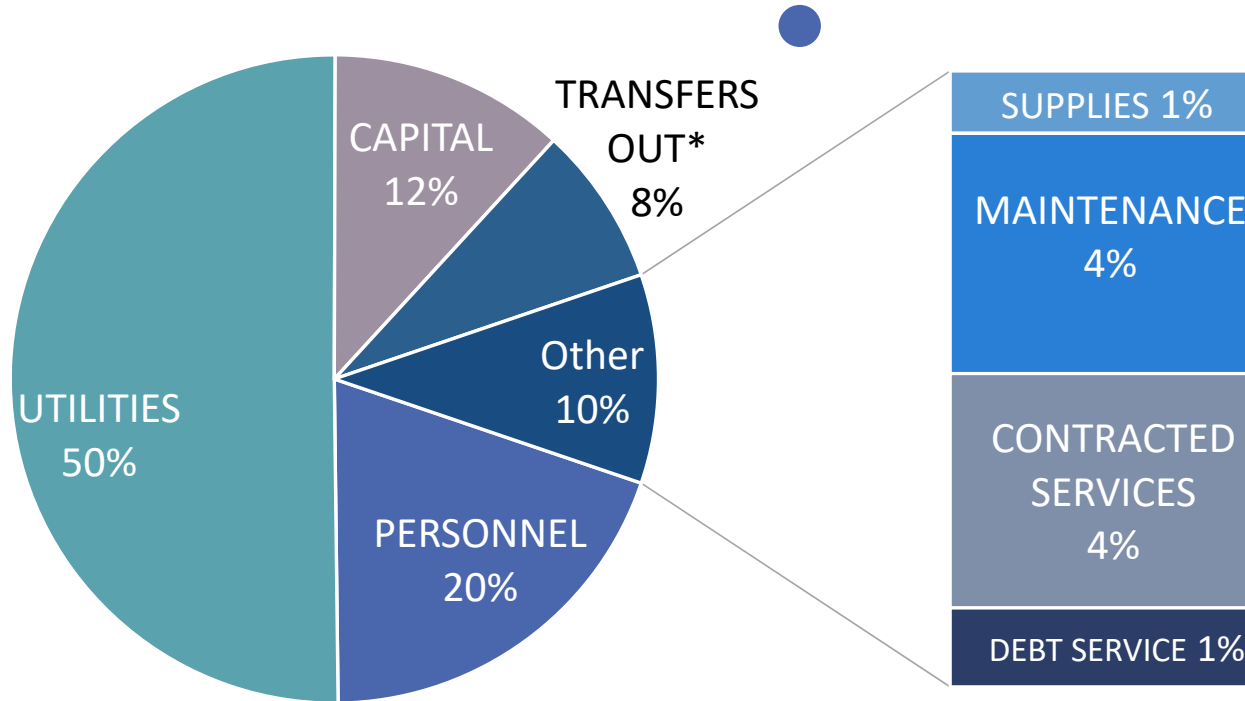


UTILITY FUND REVENUES - \$15.1M



August 31, 2020

UTILITY FUND EXPENSES - \$14.9 M



*Transfers Out of 8% represents only the portion of total Utility Fund expenditures. Transfers to General Fund are based on 7% of Utility Fund Revenues. Transfers Out also include transfer to Drainage Fund for a Drainage Fee Study & Hickory Creek Study.

August 31, 2020

WATER FUND

	2020 BUDGET	2020 ACTUAL	2020 PROJECTED	2021 BUDGET
TOTAL REVENUES	5,639,700	5,478,847	5,700,850	6,363,424
EXPENSES:				
CITY MANAGERS OFFICE	310,185	248,710	305,534	304,250
FINANCE	667,885	570,418	663,597	661,452
UTILITY BILLING	554,023	361,276	566,109	612,018
METER SERVICES	246,305	183,520	212,314	235,488
COMPUTER SERVICES	193,819	159,423	196,016	195,405
DEBT SERVICE	219,823	309,514	219,823	199,001
WATER ADMINISTRATION	403,665	308,687	376,559	426,996
WATER DISTRIBUTION	777,385	550,449	777,385	754,664
WATER WHOLESALE	1,700,000	1,140,115	1,675,000	1,650,000
WATER CAPITAL PROJECTS	156,610	106,668	110,000	806,000
TRANSFERS OUT	443,940	824,159	868,055	518,150
TOTAL EXPENSES	5,673,640	4,762,939	5,970,392	6,363,424
NET GAIN (LOSS)	(33,940)	715,908	(269,542)	-
NET WORKING CAPITAL, BEG	11,281,240	11,281,240	11,281,240	11,011,698
PROJ NET WORKING CAPITAL, END	11,247,300	11,997,148	11,011,698	11,011,698

August 31, 2020

WASTEWATER FUND

	2020 BUDGET	2020 ACTUAL	2020 PROJECTED	2021 BUDGET
REVENUES:				
SEWER SERVICE	4,600,000	4,141,585	4,600,000	4,907,000
GREASE HAULER	3,500	3,400	3,500	4,000
SEWER SURCHARGE	75,000	67,441	75,000	75,000
TAP FEES	25,000	17,200	25,000	15,000
MISCELLANEOUS REV	1,000	-	-	-
GENERAL REFUND	-	-	-	-
TRANS FROM GRANTS FUND	-	-	-	98,000
TOTAL REVENUES	4,704,500	4,229,626	4,703,500	5,099,000
EXPENSES:				
SEWER COLLECTION	681,613	487,235	657,813	675,669
SITE RESTORATION	517,887	280,731	395,108	472,261
SEWER WHOLESALE	3,126,000	1,704,361	2,385,000	2,820,000
CAPITAL OUTLAY	30,000	216,733	244,904	701,000
TRANSFERS OUT	349,000	301,593	331,975	430,070
TOTAL EXPENSES	4,704,500	2,990,653	4,014,800	5,099,000
NET GAIN (LOSS)	-	1,238,973	688,700	-
NET WORKING CAPITAL, BEG	9,521,758	9,521,758	9,521,758	10,210,458
PROJ NET WORKING CAPITAL, END	9,521,758	10,760,731	10,210,458	10,210,458

August 31, 2020

SOLID WASTE FUND

	2020 BUDGET	2020 ACTUAL	2020 PROJECTED	2021 BUDGET
REVENUES:				
TRASH SERVICE RESIDENTIAL	1,528,000	1,393,825	1,560,000	1,650,480
TRASH SERVICE COMMERCIAL	1,241,000	1,199,615	1,280,000	1,387,360
TRASH SERVICE ROLLOFF	427,000	734,420	721,000	587,700
TRASH SERVICE BULK PICKUP	10,000	3,035	3,500	1,500
INTEREST EARNED	800	1,298	800	1,400
MISCELLANEOUS REVENUES	1,000	-	-	-
DISCOUNTS TAKEN	900	1,162	900	1,300
TOTAL REVENUES	3,208,700	3,333,355	3,566,200	3,629,740
EXPENSES:				
SOLID WASTE SERVICES	125,190	117,841	152,850	120,119
WATER WHOLESAL	2,871,000	2,626,671	3,215,000	2,871,000
WATER CAPITAL PROJECTS	-	-	-	250,000
TRANSFERS OUT	214,830	215,742	200,000	200,000
TOTAL EXPENSES	3,211,020	2,960,254	3,567,850	3,441,119
NET GAIN (LOSS)	(2,320)	373,101	(1,650)	188,621
NET WORKING CAPITAL, BEG	566,570	566,570	566,570	564,920
PROJ NET WORKING CAPITAL, END	564,250	939,671	564,920	753,541

August 31, 2020

BUDGET ENHANCEMENT REQUESTS

Water Fund - \$144,390

PROPOSED ENHANCEMENT	ONE-TIME	ONGOING	TOTAL
Financial Management Software - OpenGov ERP Cloud Migration	49,496	54,894	104,390
Increase Bad Debt Expense Due to COVID-19	30,000	-	30,000
Increase in Bank Fees Due to COVID-19	10,000	-	10,000
Total	89,496	54,894	144,390

Drainage Fund - \$160,000

PROPOSED ENHANCEMENT	ONE-TIME	ONGOING	TOTAL
Drainage Fee Study	30,000	-	30,000
Hickory Creek Flood Planning Study	130,000	-	130,000
Total	160,000	-	160,000

BUDGET ENHANCEMENT REQUESTS

Across the Board - \$84,612

PROPOSED ENHANCEMENT	ONE-TIME	ONGOING	TOTAL
Customer Service Clerk to Answer Phones & Direct Calls	-	37,842	37,842
Additional \$0.50/HR for all Full-Time, Permanent, Non-Civil Employees	-	46,770	46,770
Total	-	84,612	84,612

Changes in blue as directed by City Council at the August 25th & 27th budget workshop meeting. See supplemental report for itemization.

OTHER UTILITY FUND REDUCTIONS

Total Other Utility Fund Reductions: \$20,400

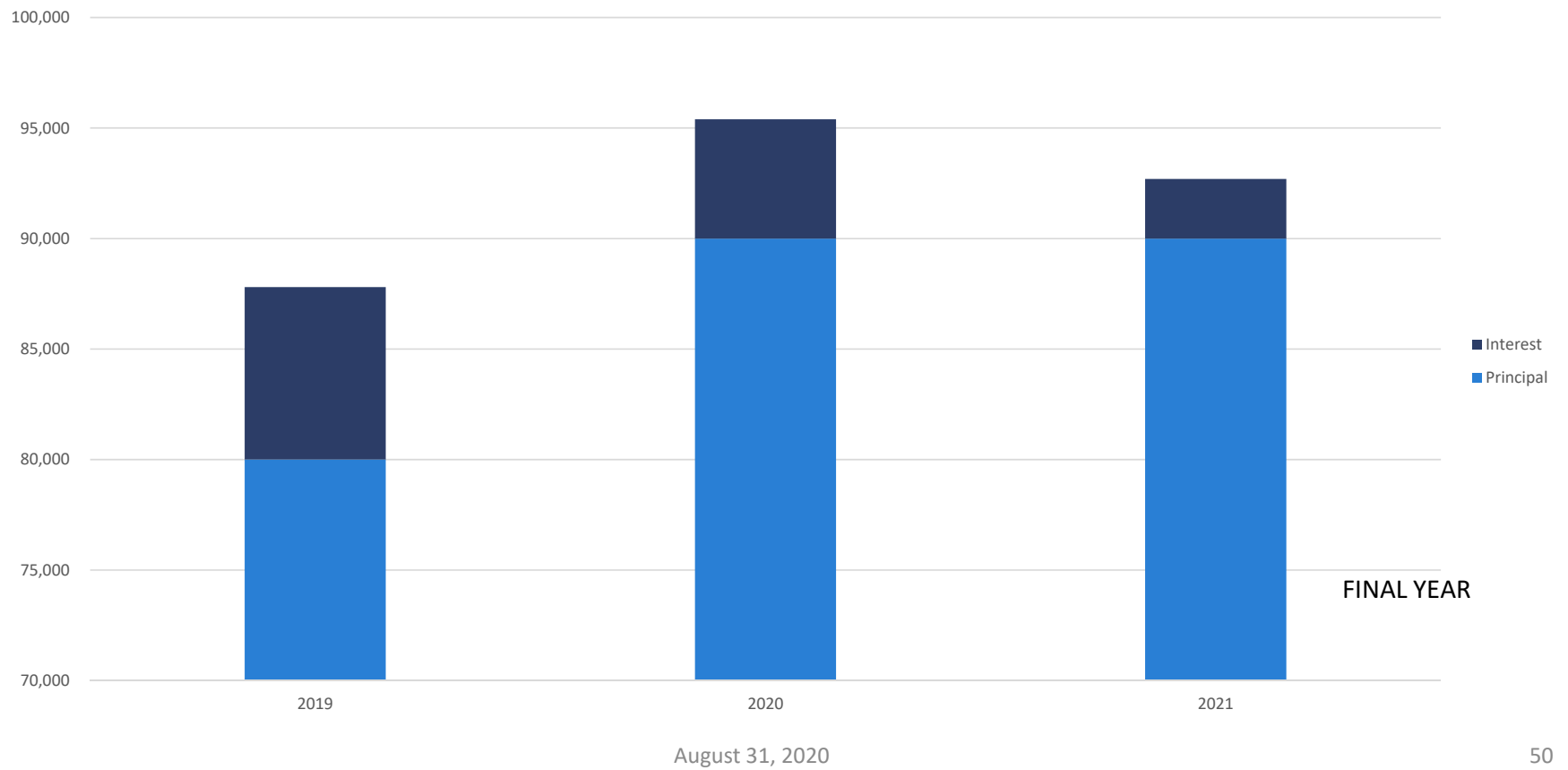
- One-Time Reductions: \$0
- Ongoing Reductions: \$20,400

CATEGORY	ONE-TIME	ONGOING	TOTAL
Personnel – Health Insurance	-	20,400	20,400
Total	-	20,400	20,400

Changes in blue as directed by City Council at August 24th, 25th & 27th meetings. See supplemental report for itemization.

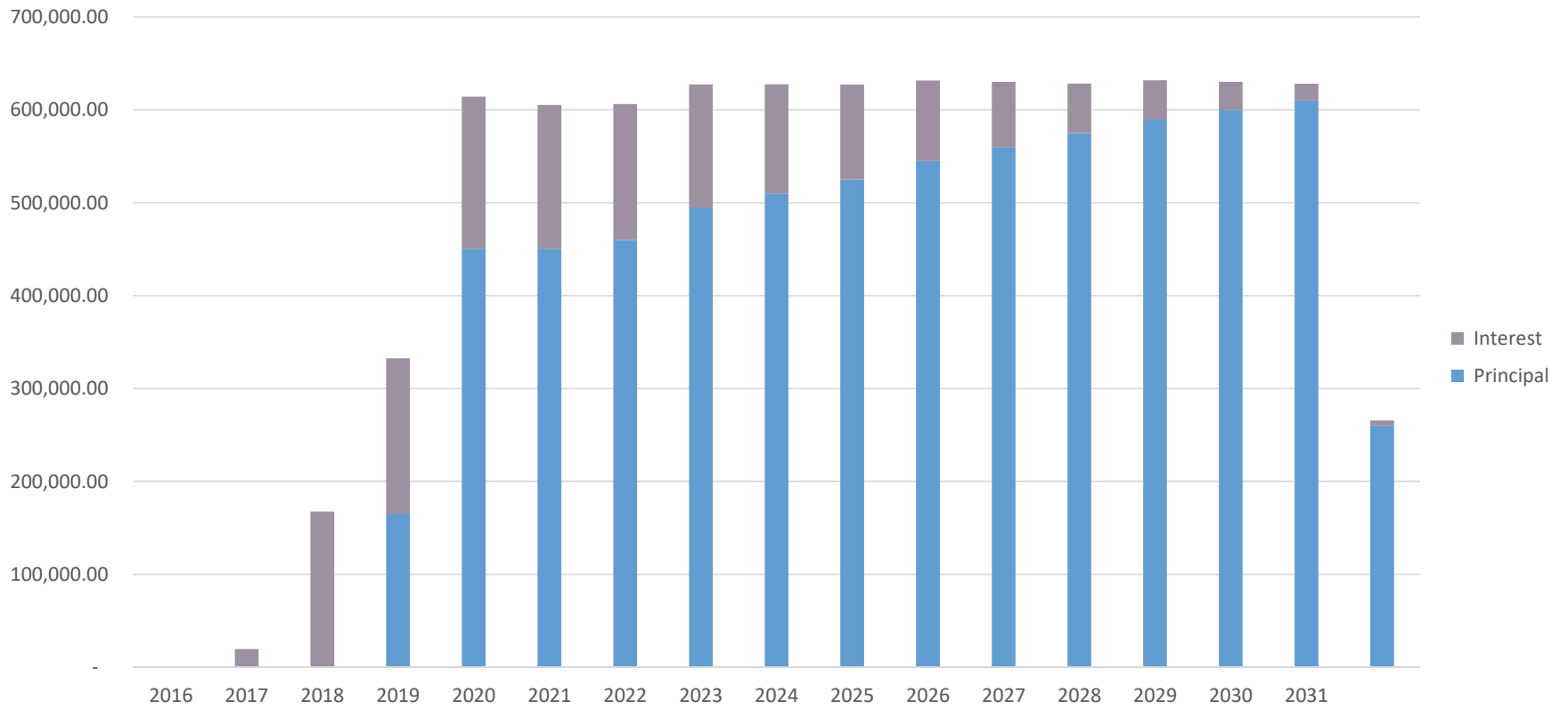
UTILITY DEBT SERVICE

2011 WW & SS Revenue Refunding Bonds



UTILITY DEBT SERVICE

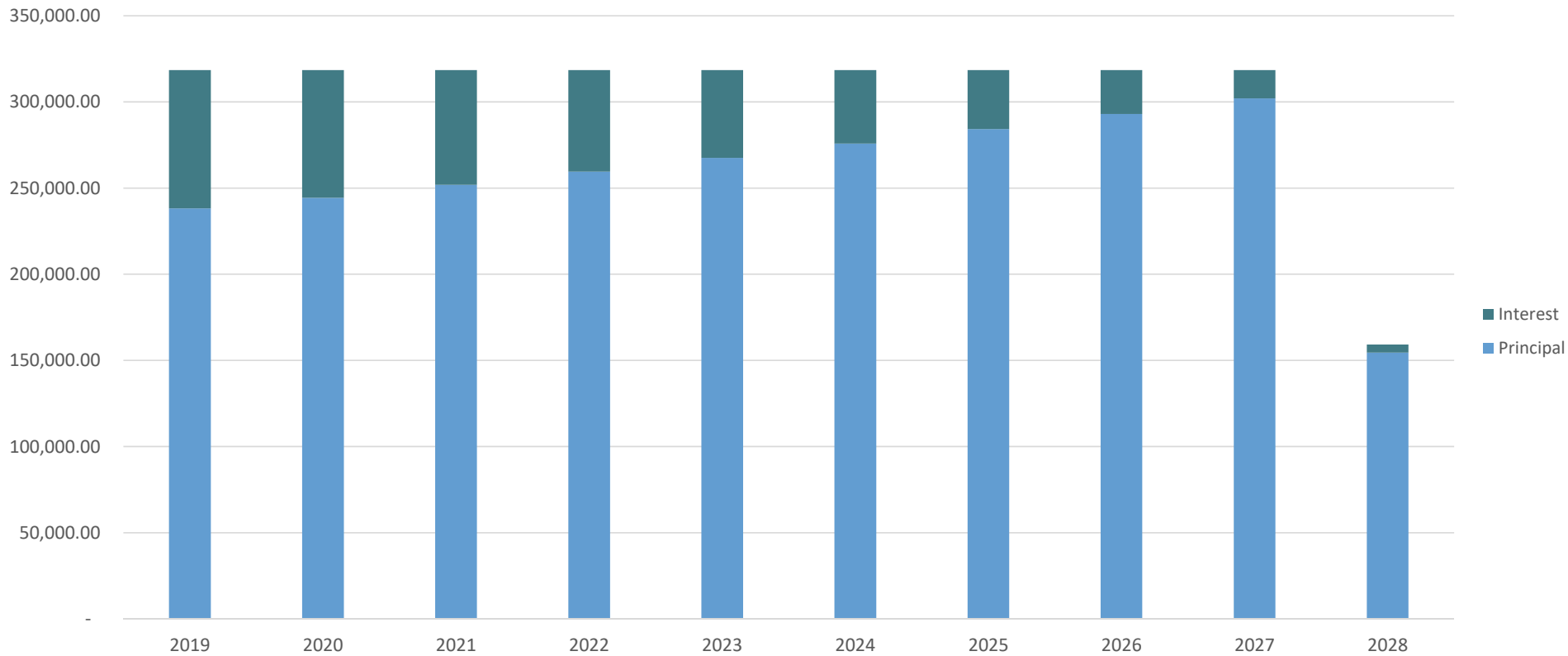
2016 Utility Revenue Refunding Bonds, Callable on 09/01/2026



August 31, 2020

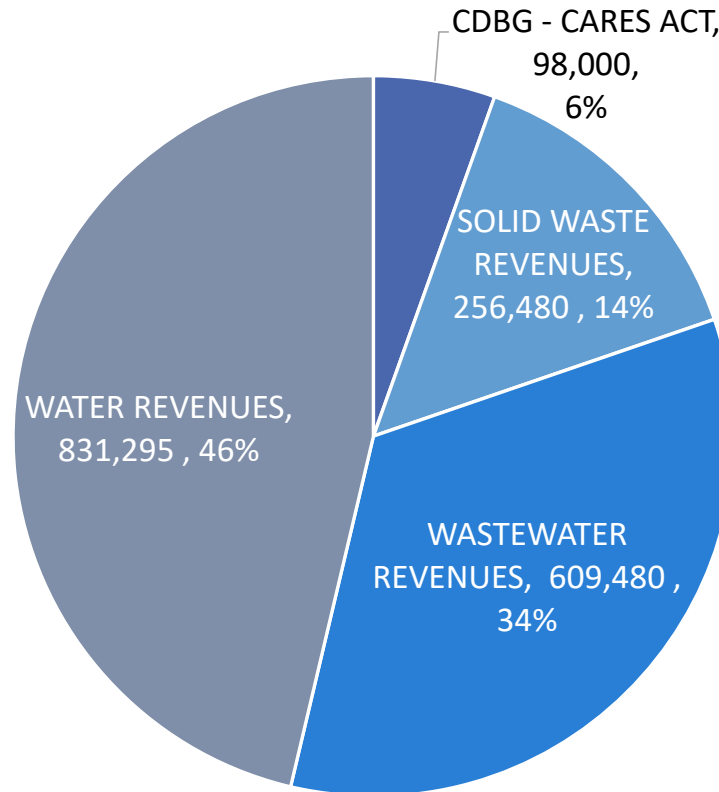
UTILITY DEBT SERVICE

2018 Capital Lease - AMI Smart Meters



August 31, 2020

UTILITY CAPITAL SOURCES OF FUNDING - \$1.8M



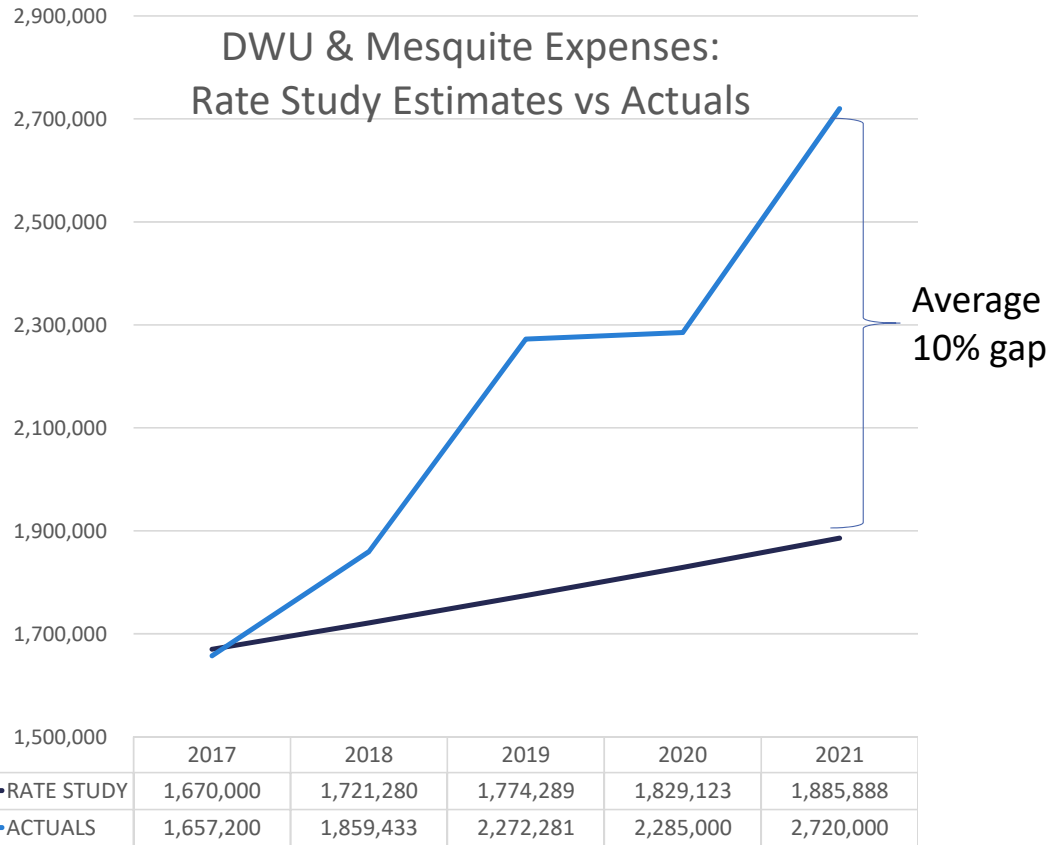
August 31, 2020

UTILITY CAPITAL MAJOR PROJECTS

- Water Line Replacements
- Wastewater Pipe Bursting Projects
- Brush Truck Replacement – contingent on revenues
- Backhoe Replacement

See supplemental reports for full listing

WASTEWATER EXPENSES: Rate Study vs Actuals

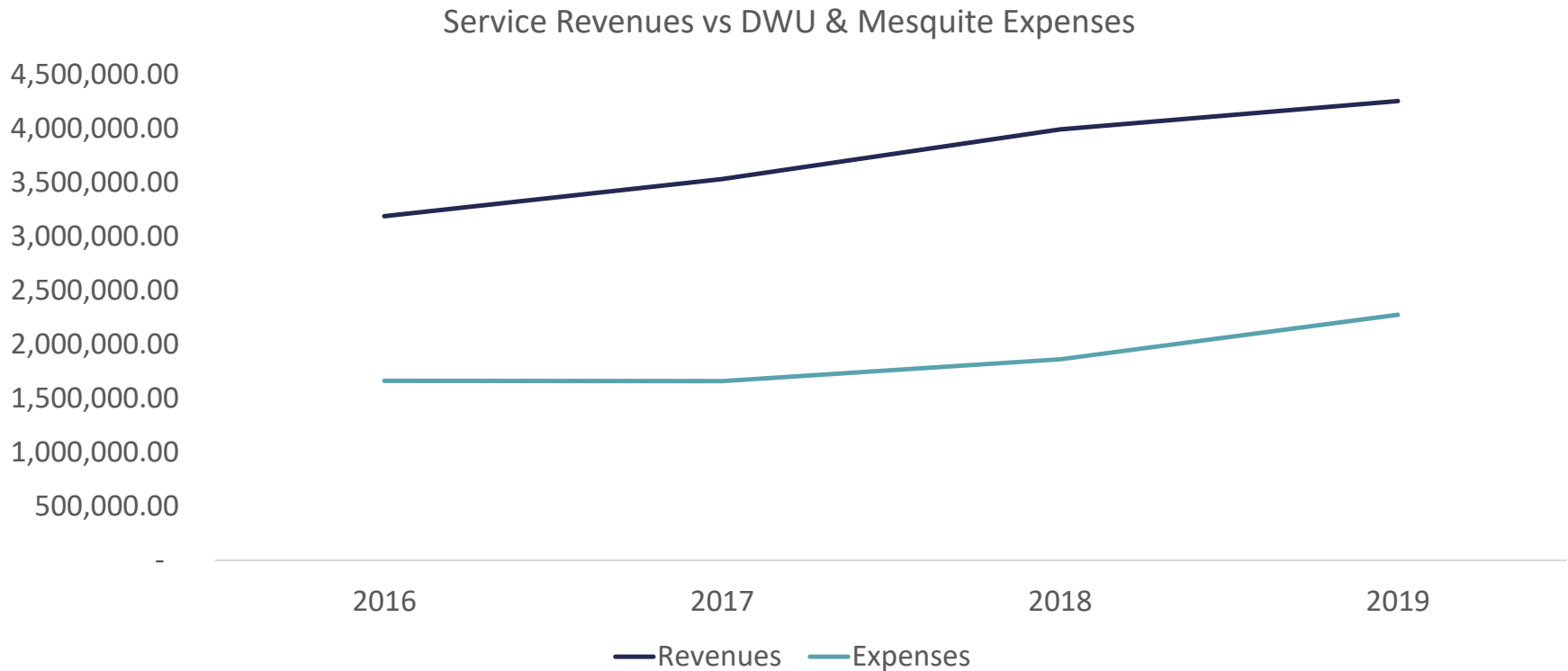


- Goals of rate study:
 - ✓ Cover increasing maintenance & operations including increased DWU and Mesquite charges
 - ✓ Invest in capital on a pay-as-you-go basis

Does not include surcharges
 *Projected
 ^Estimated

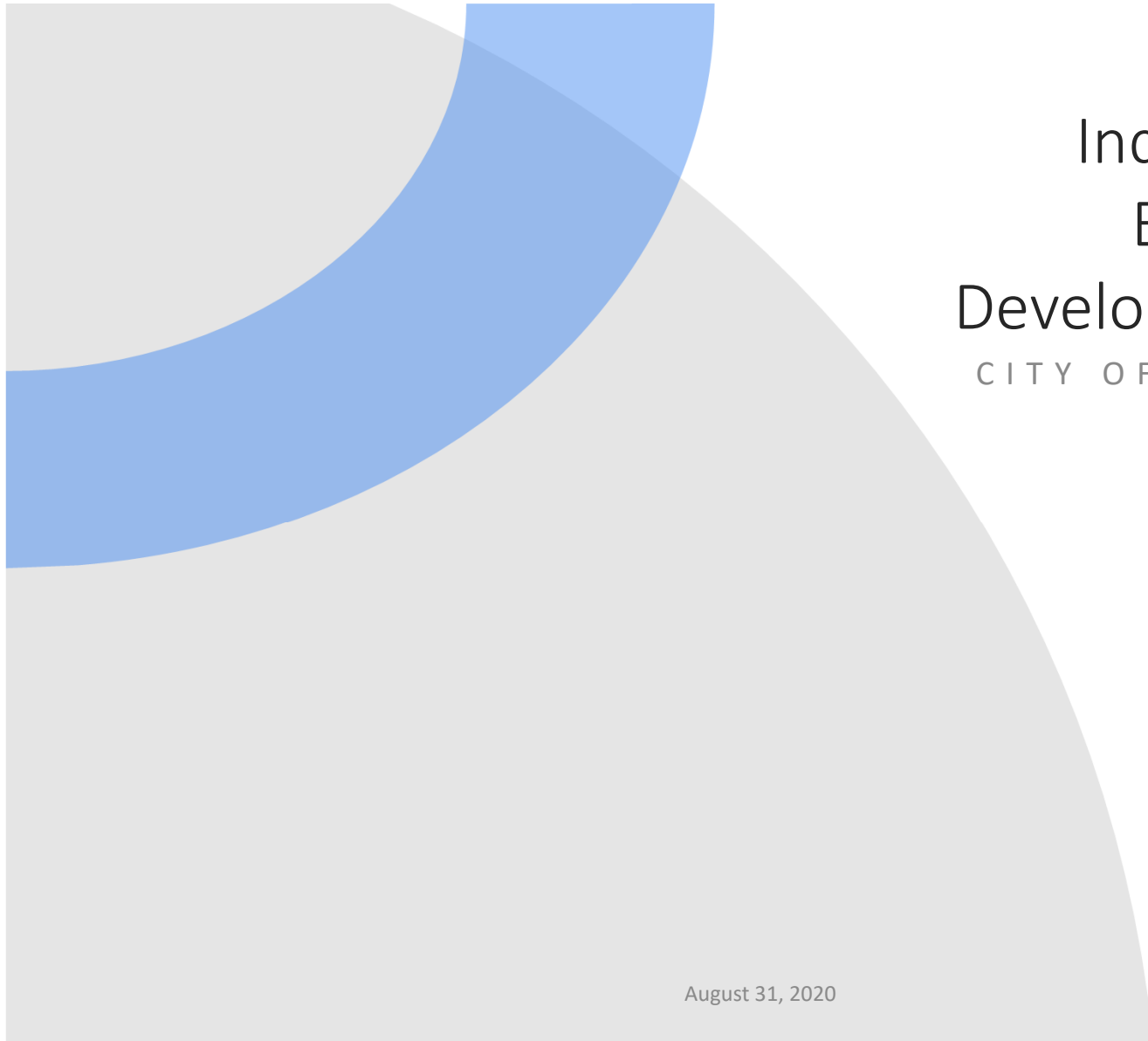
August 31, 2020

WASTEWATER EXPENSES



The increase in wastewater rates are enough to cover only increasing wholesale costs, not capital

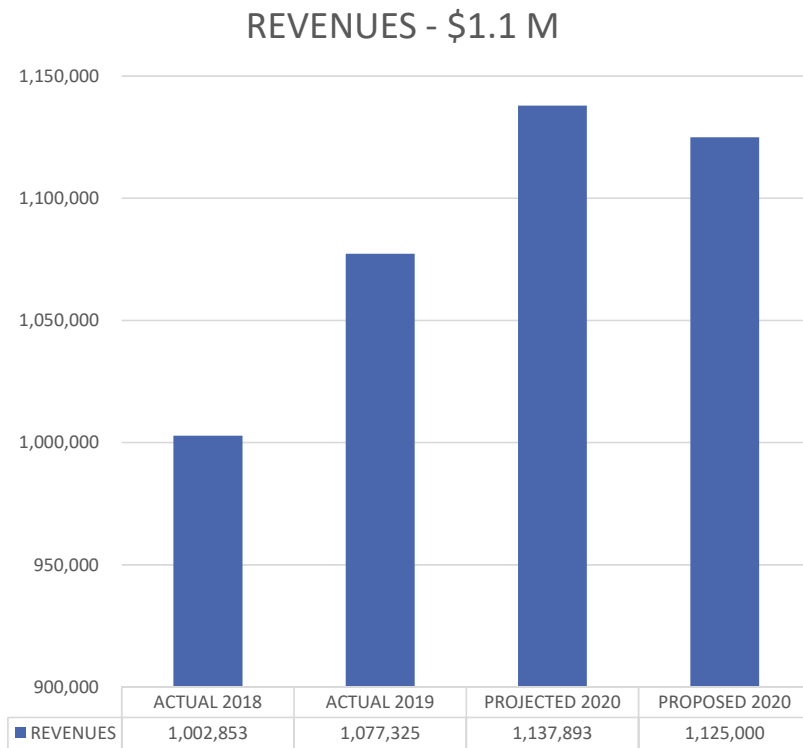
August 31, 2020



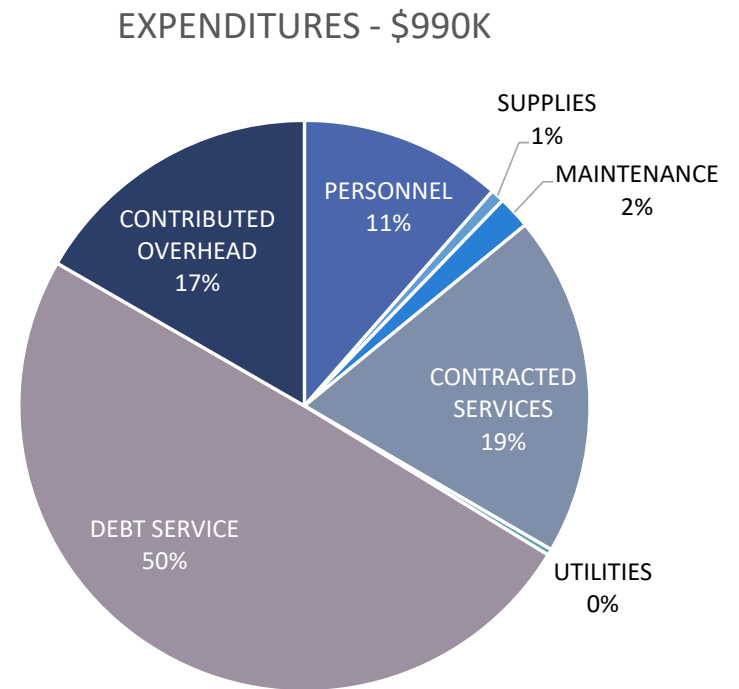
Industrial and Economic Development – Type A

CITY OF BALCH SPRINGS

ECONOMIC DEVELOPMENT TYPE A OPERATIONS

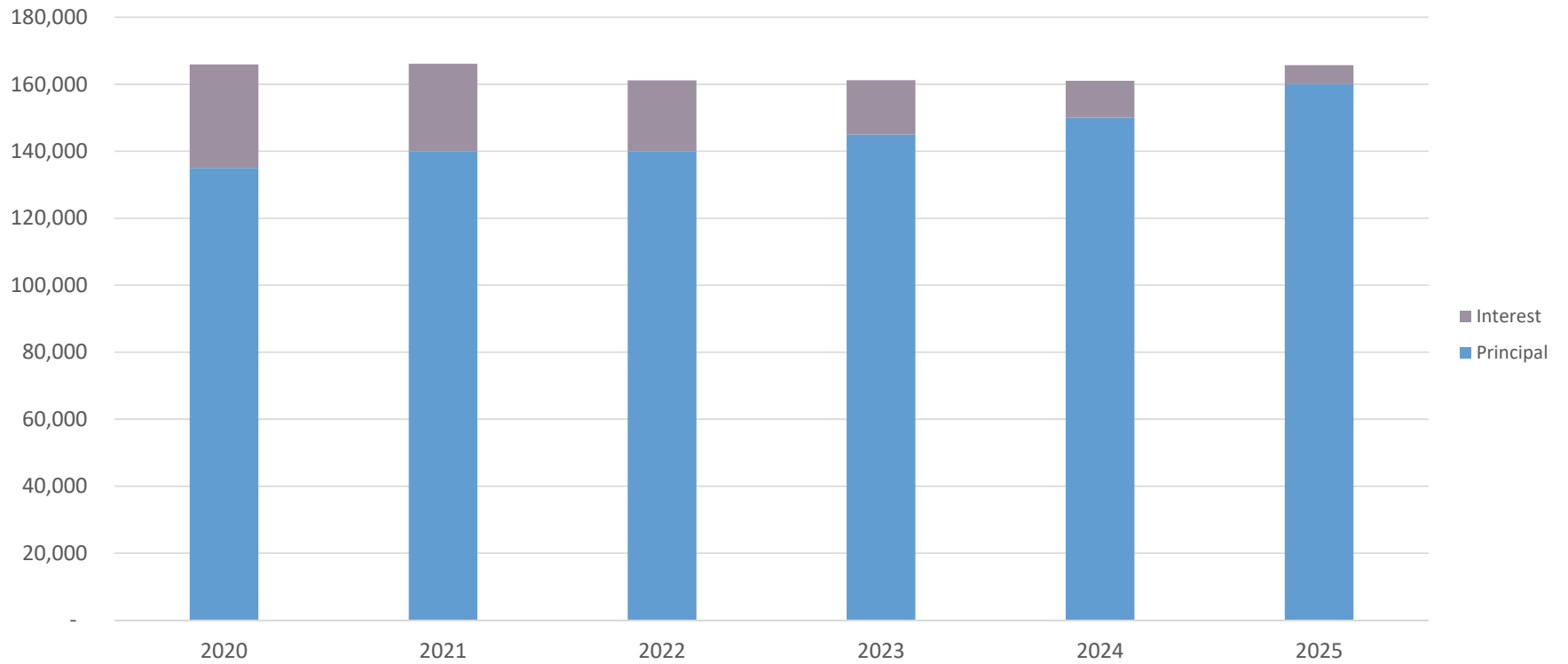


August 31, 2020



ECONOMIC DEVELOPMENT TYPE A DEBT SERVICE

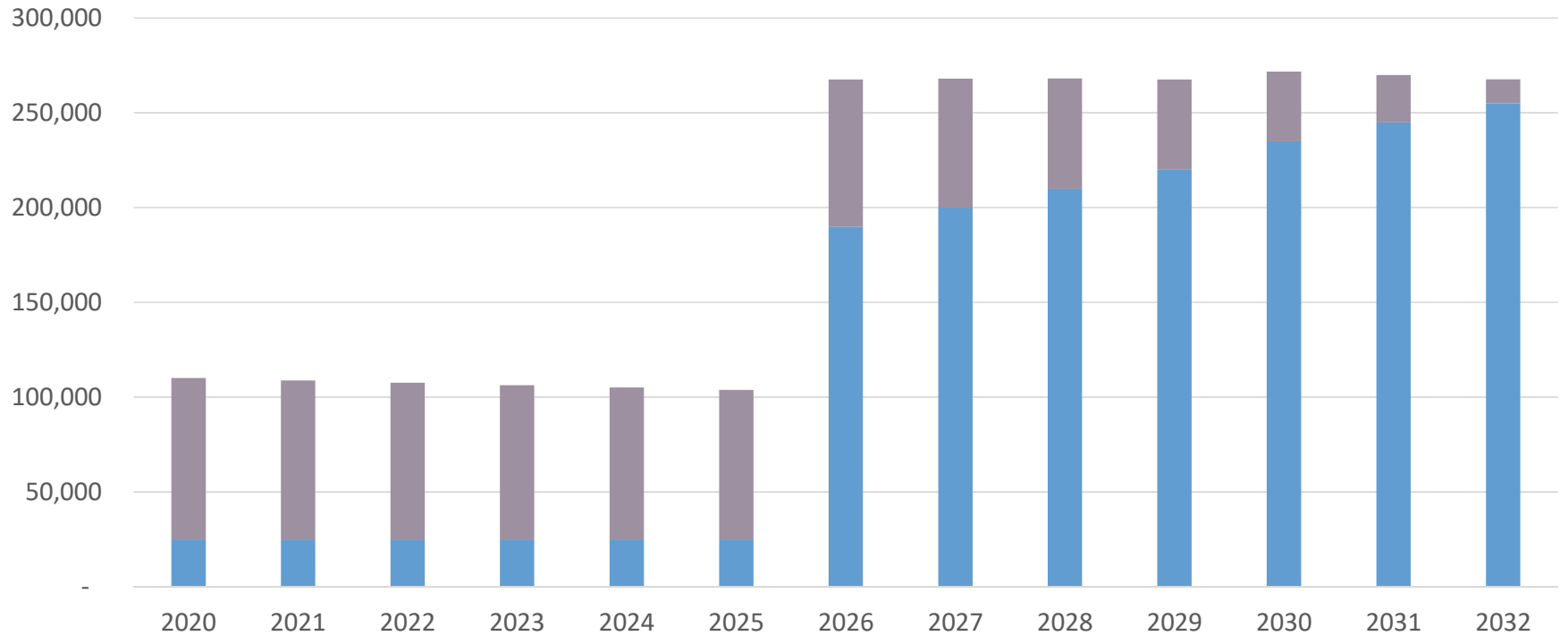
2015 Sales Tax Revenue Bonds, callable anytime

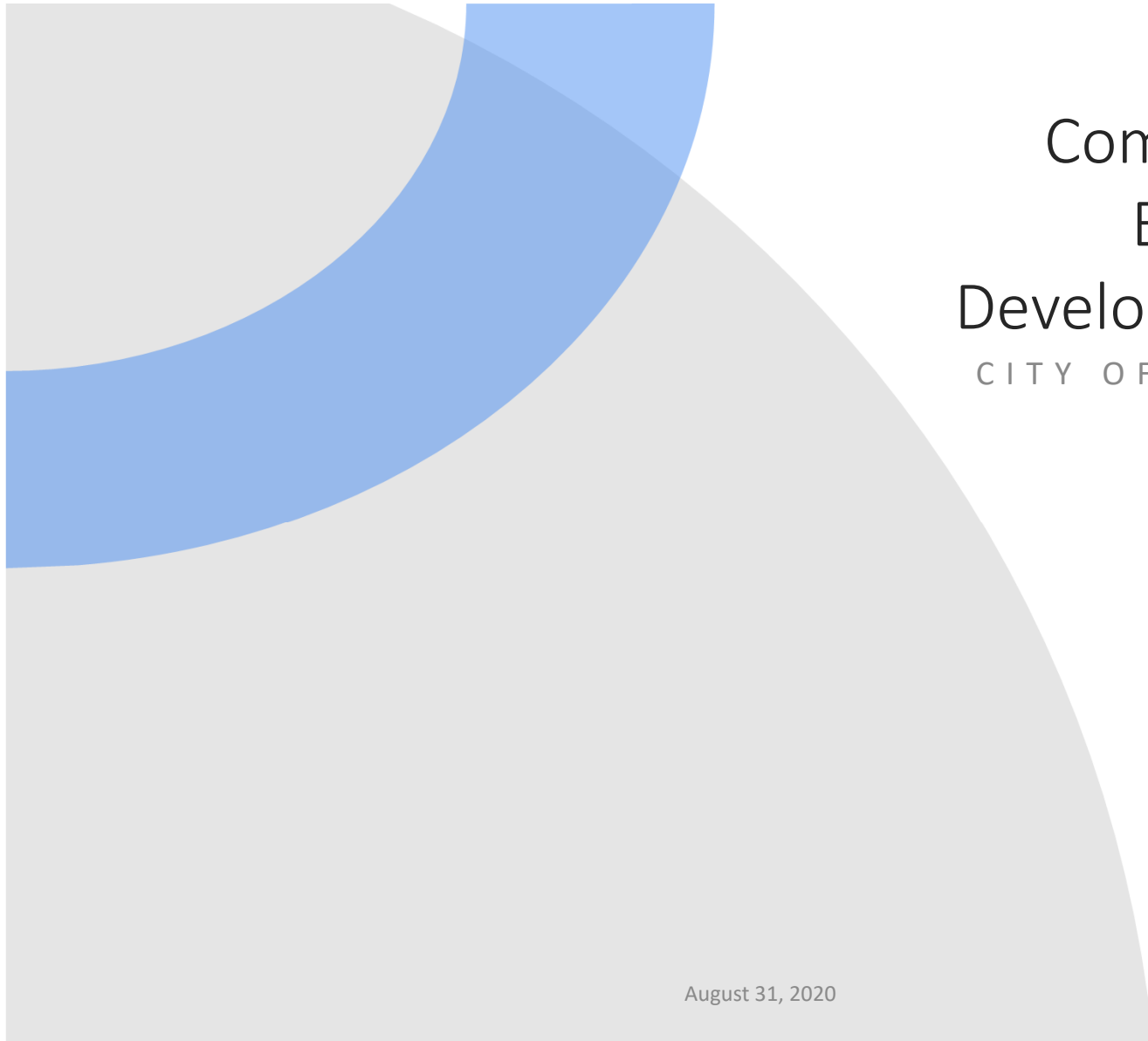


August 31, 2020

ECONOMIC DEVELOPMENT TYPE A DEBT SERVICE

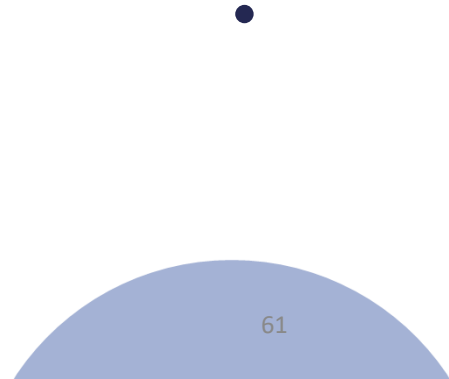
2016 Sales Tax Revenue Bonds, 5 Year Call Option



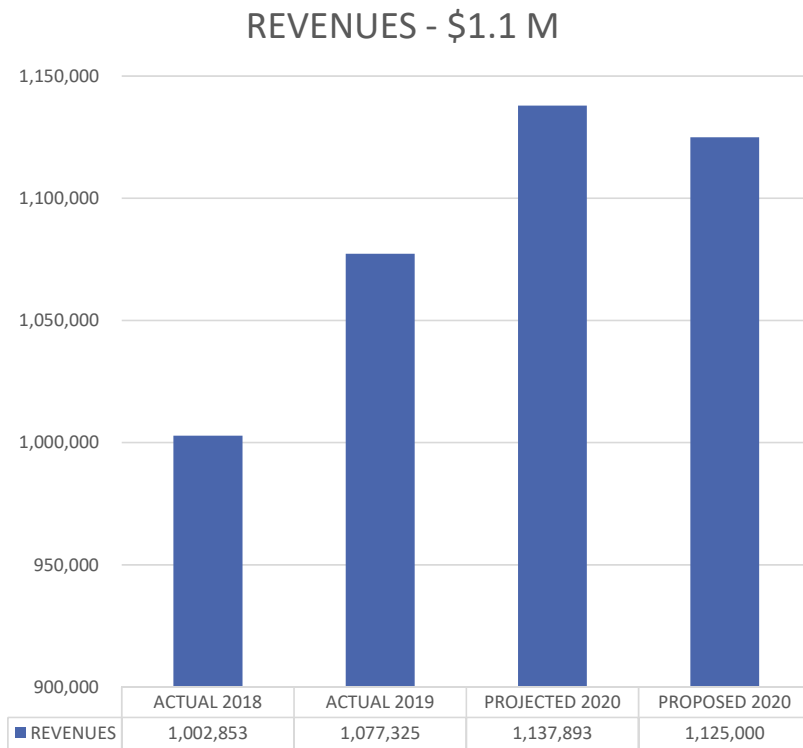


Community and Economic Development – Type B

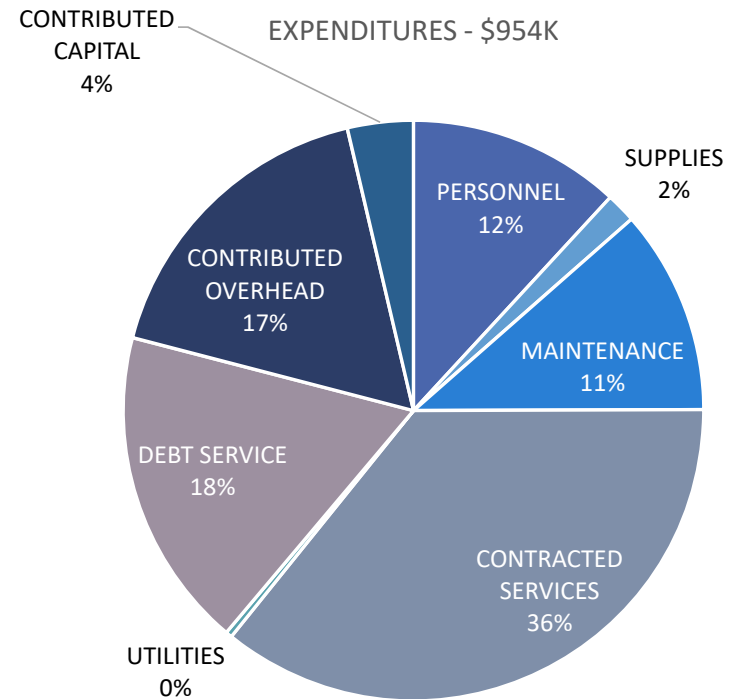
CITY OF BALCH SPRINGS



ECONOMIC DEVELOPMENT TYPE B OPERATIONS

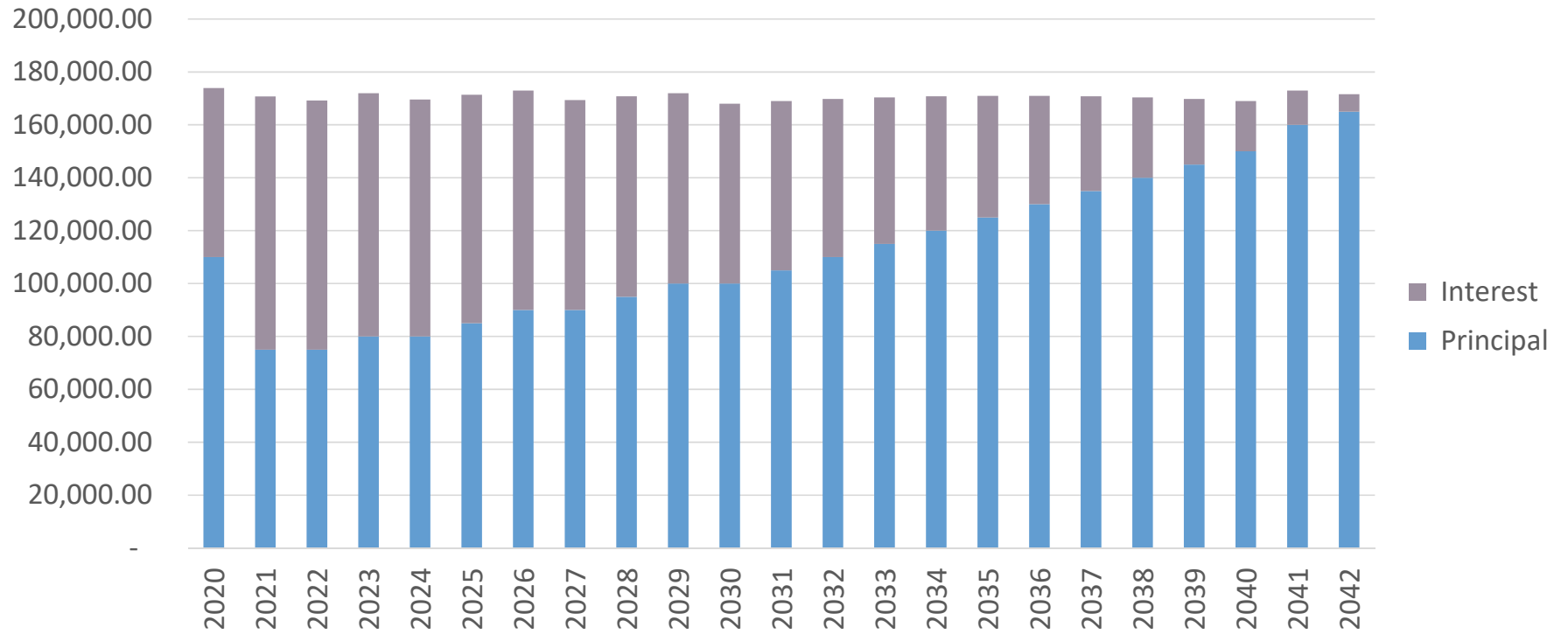


August 31, 2020



ECONOMIC DEVELOPMENT TYPE B DEBT SERVICE

2019 Sales Tax Revenue Bonds, Callable on 08/15/2029



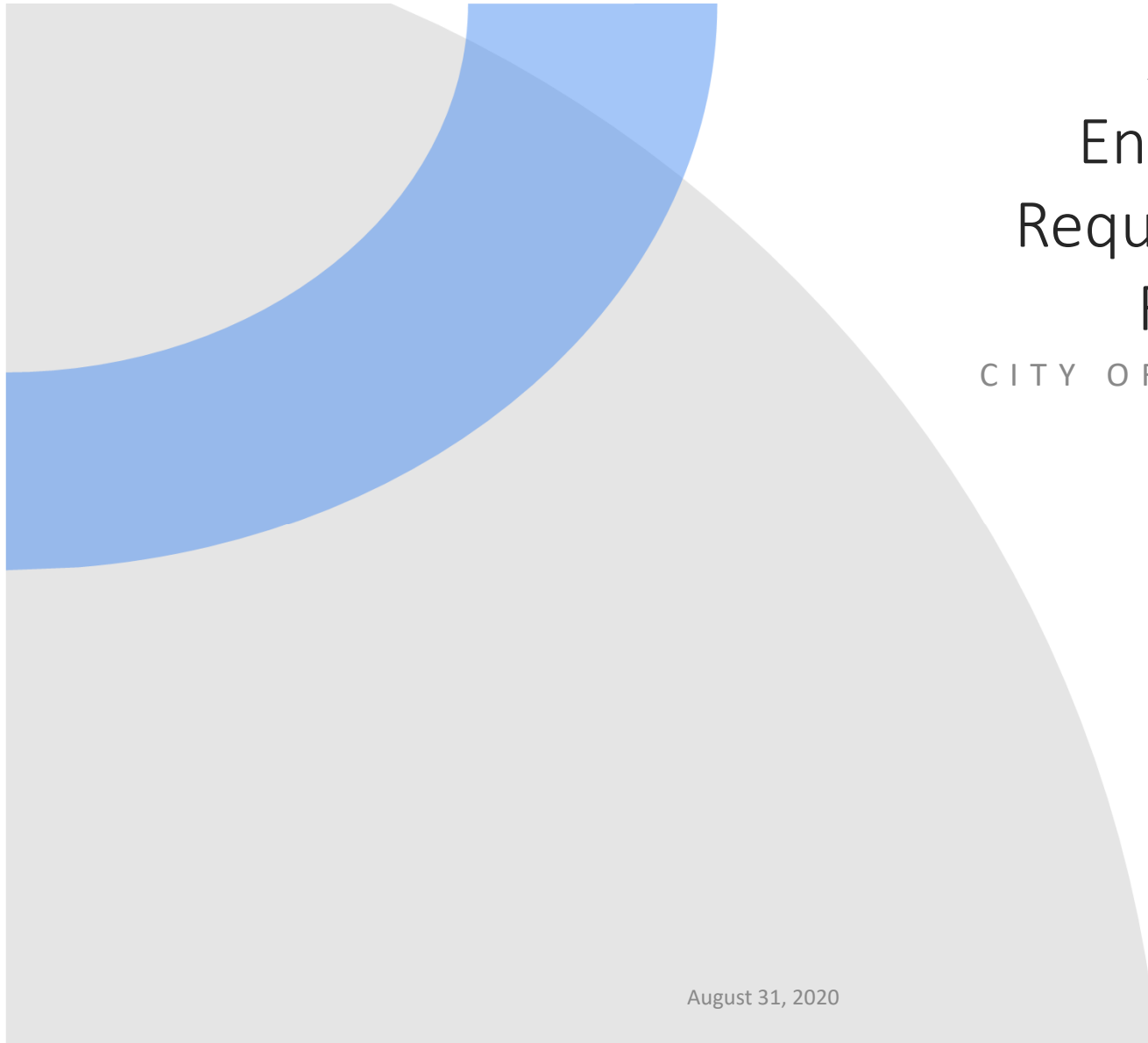
August 31, 2020

ECONOMIC DEV ENHANCEMENT REQUESTS

Economic Development - \$82,196

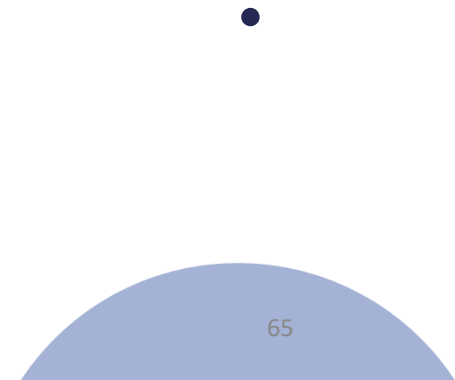
PROPOSED ENHANCEMENT	SOURCE	ONE-TIME	ONGOING	TOTAL
Traffic Study	Type A/B Operating Funds	15,000	-	15,000
Update Marketing Video - Summer 2021	Type A/B Operating Funds	20,000	-	20,000
Green Ribbon Project Maintenance	Type B Operating Funds	16,000	39,000	55,000
Certification Pay	Type A/B Operating Funds	-	12,196	12,196
Total		31,000	51,196	82,196

Changes in blue as directed by City Council at August 24th, 25th & 27th meetings. See supplemental report for itemization.



All Other Enhancement Requests – Special Revenues

CITY OF BALCH SPRINGS



ALL OTHER BUDGET ENHANCEMENTS

Public Safety - \$73,078

PROPOSED ENHANCEMENT	SOURCE	ONE-TIME	ONGOING	TOTAL
Standard Police Equipment for 43 Officers	Federal Forfeiture Funds	37,625	-	37,625
Additional Hard Drives & Backup Storage Equip.	Federal Forfeiture Funds	3,953	-	3,953
Reality Based Training Simulator-Police Officers	Federal Forfeiture Funds	24,900	6,600	31,500
Total		66,478	6,600	73,078

ENTERPRISE VEHICLE REPLACEMENT PROGRAM

	Average Age	Average Mileage
Non-Emergency Response Vehicles	2010	99,433
Emergency Response Vehicles	2011	119,699

- 9 vehicles
- General Fund (3): \$22,090
- Abandoned Vehicle Funds (4): \$171,952
- Utility Funds (2): \$12,960
- Total Year 1 (annual & upfront costs): \$207,002
- Total Ongoing Costs: \$71,962

REMAINING UPDATES TO BUDGET

- Make Changes Upon Council Consensus

Next Steps



August 31st
2020

Workshop to review 2021 Proposed Budget



September 15th

Meeting to adopt 2021 Budget 6pm | Tax Rate Public Hearing | Meeting to adopt tax rate



September 8th
2020

Public Hearing on Budget 6:00 pm | Workshop to review 2021 Proposed Budget

August 31, 2020

QUESTIONS?

August 31, 2020