

# CITY OF BALCH SPRINGS, TEXAS



## City Council's Monthly Financial Report Fiscal Year 2019 For month ended 10/31/2018 as of 01/23/2019 01:00 PM

City of Balch Springs, Texas  
City Council's Monthly Financial Report

---

## ***Table of Contents***

---

Description	Page
<b><i>Fund Balance Report</i></b>	3
<b><i>General Fund Expenditures by Department</i></b>	4
<b><i>General Fund Revenues by Class</i></b>	5
<b><i>Enterprise Funds Expenditures by Department</i></b>	6
<b><i>Enterprise Funds Revenues</i></b>	7
<b><i>Component Units Expenditures by Department</i></b>	8
<b><i>Donation Fund</i></b>	9
<b><i>Grant Fund</i></b>	10
<b><i>Sales Tax Analysis</i></b>	11
<b><i>Redflex Analysis</i></b>	12
<b><i>Appendix</i></b>	13

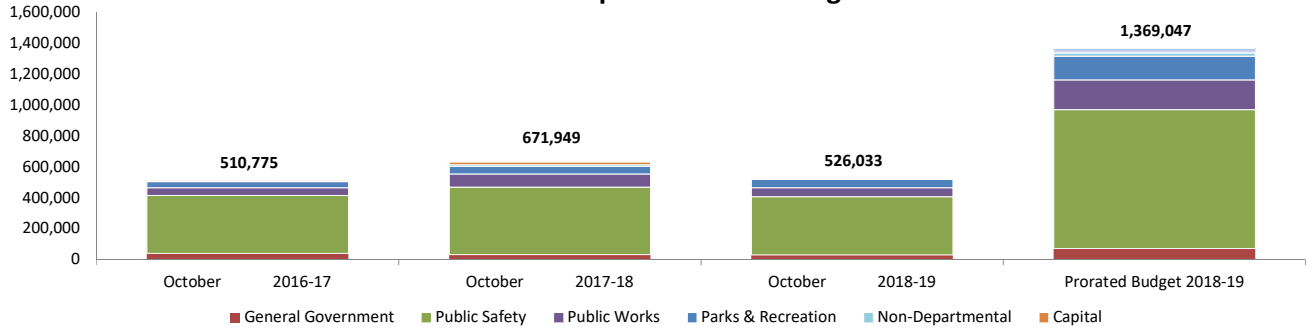
City of Balch Springs, Texas  
Fund Balance Report  
All Funds  
For month ended 10/31/2018

Fund #	Fund Name	2019 Beginning Fund Bal <sup>^</sup>	YTD REV	YTD EXP	Net	Curr Fund Bal
10	<b>GENERAL FUND</b>	<b>2,456,207</b>	<b>793,692</b>	<b>526,033</b>	<b>267,658</b>	<b>2,723,865</b>
76	WATER FUND	10,992,953	443,036	121,278	321,758	11,314,711
77	WASTE WATER FUND	9,053,672	341,970	27,023	314,947	9,368,619
78	SOLID WASTE FUND	407,214	256,142	3,175	252,967	660,181
	<b>Total Utility Funds</b>	<b>20,453,840</b>	<b>1,041,148</b>	<b>151,476</b>	<b>889,672</b>	<b>21,343,512</b>
50	DEBT SERVICE FUND	247,776	20,203	500	19,703	267,479
52	EDC TYPE A DEBT SERVICE	86,595	259	-	259	86,854
53	EDC TYPE B DEBT SERVICE	280,843	348	-	348	281,191
54	TAX INCREMENT FUND DEBT SERVICE	-	-	-	-	-
	<b>Total Debt Service Funds</b>	<b>615,214</b>	<b>20,810</b>	<b>500</b>	<b>20,310</b>	<b>635,524</b>
20	<b>SECTION 8</b>	<b>7,032</b>	<b>49,009</b>	<b>46,284</b>	<b>2,725</b>	<b>9,757</b>
12	EDC TYPE A	1,423,788	87,978	11,060	76,918	1,500,706
12	LESS: Reserved for Hickory Rd					(139,922)
12	NET AVAILABLE : EDC TYPE A					1,360,784
13	EDC TYPE B	1,135,802	87,055	20,732	66,323	1,202,125
	<b>Total Economic Development</b>	<b>2,559,590</b>	<b>175,033</b>	<b>31,792</b>	<b>143,241</b>	<b>2,562,909</b>
21	MUNI COURT BUILDING SECURITY	48,727	1,597	-	1,597	50,324
22	MUNI COURT TECHNOLOGY	55,837	2,129	294	1,835	57,672
23	MUNI COURT JUVENILE CASE MGT	71,238	2,856	-	2,856	74,094
24	HOTEL OCCUPANCY TAX	234,755	-	991	(991)	233,764
27	EMERGENCY MGT RESERVE FUND	-	-	-	-	-
28	GRANTS	31,207	-	126	(126)	31,081
29	DONATION FUND	37,138	-	-	-	37,138
30	TAX INCREMENT FUND (TIF)	-	-	-	-	-
40	STATE CH 59 LAW ENFORCEMENT	34,250	5,000	-	5,000	39,250
41	DEPARTMENT OF JUSTICE GRANTS	244	8	-	8	252
42	CHAP 683 ABANDONED VEHICLES	102,741	6,208	-	6,208	108,949
44	US TREASURY FORFEITURES	134,661	109	-	109	134,770
46	DEPT OF JUSTICE FORFEITURES	31,294	25	-	25	31,319
48	RED LIGHT CAMERA FUND ^^	1,360	-	3,828	(3,828)	(2,468)
61	CAPITAL PROJECTS FUND	-	-	-	-	-
62	EDC TYPE A CAPITAL PROJECTS	1,103,253	1,266,688	-	1,266,688	2,369,940
72	STREET MAINTENANCE FUND	1,889,622	86,560	-	86,560	1,976,182
	<b>Total Special Revenue Funds</b>	<b>3,776,325</b>	<b>1,371,179</b>	<b>5,239</b>	<b>1,365,941</b>	<b>5,142,266</b>
	<b>Grand Total All Funds</b>	<b>29,868,208</b>	<b>3,450,871</b>	<b>761,324</b>	<b>2,689,547</b>	<b>32,417,832</b>

<sup>^</sup> Unaudited numbers

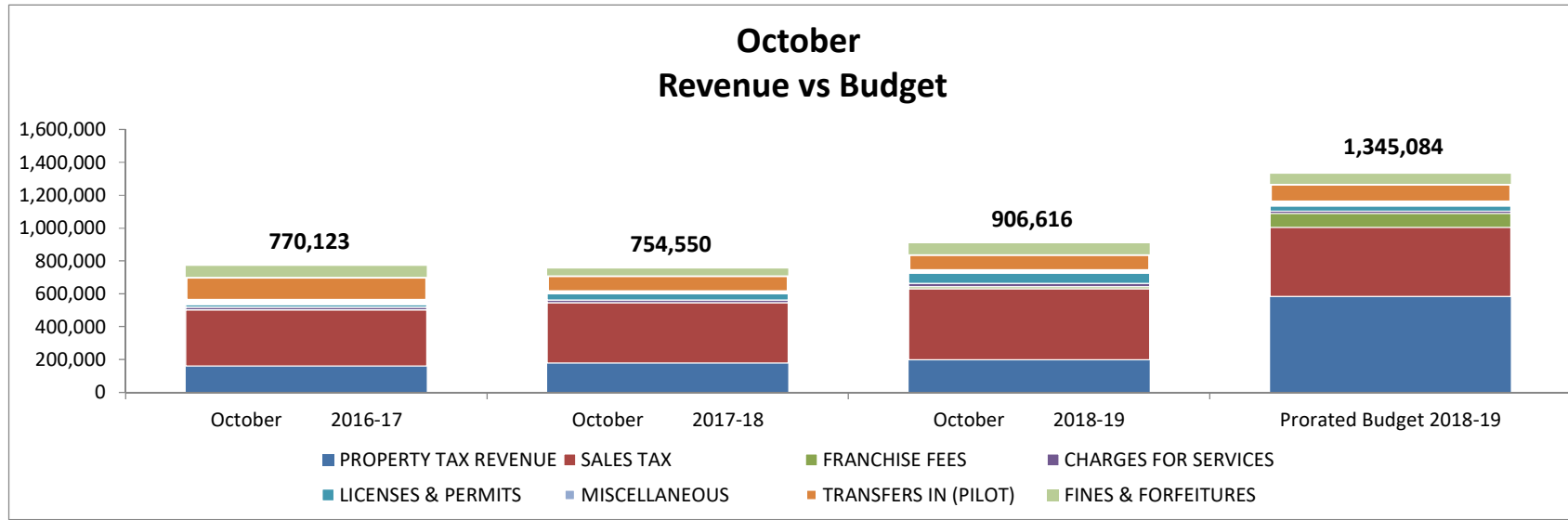
<sup>^^</sup> Funds governed by laws - payment made to state at fiscal year end.  
October revenue received in November

### October Expenditures vs Budget



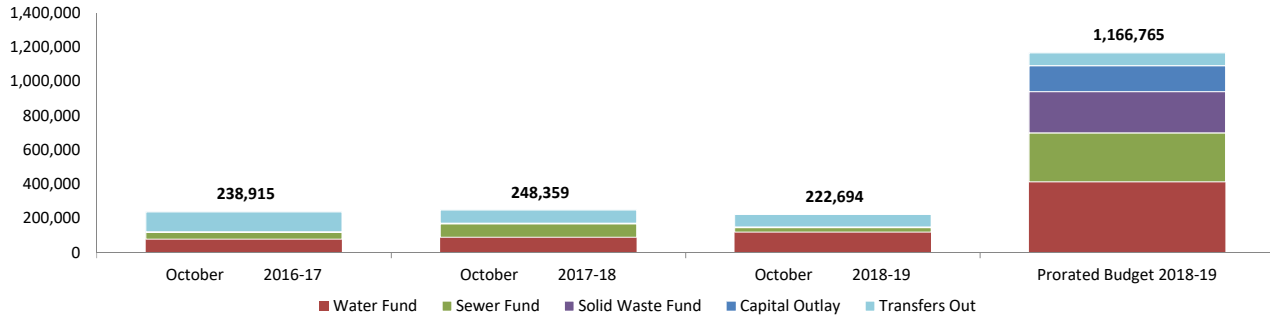
Dept No.	Department Desc	October 2016-17	October 2017-18	October 2018-19	Prorated Budget 2018-19	Variance 2018-19	% Variance 2018-19	Notes
<b>General Government</b>								
12	CITY SECRETARY	25,689	12,729	11,291	26,352	(15,061)	-57.15%	
13	CITY ATTORNEY	-	-	-	8,333	(8,333)	-100.00%	
14	CITY COUNCIL	2,820	352	3,673	10,044	(6,371)	-63.43%	
16	HUMAN RESOURCES	10,763	7,766	9,662	18,564	(8,902)	-47.95%	
18	INFORMATION TECH	691	11,410	5,127	6,672	(1,544)	-23.15%	
	General Government Total	39,963	32,257	29,753	69,965			
<b>Public Safety</b>								
21	POLICE	192,464	241,859	205,332	482,766	(277,434)	-57.47%	
22	FIRE	138,905	128,619	128,291	329,788	(201,497)	-61.10%	
23	CITY MARSHAL	10,591	13,001	12,708	30,912	(18,204)	-58.89%	
24	MUNICIPAL COURT	9,317	9,525	7,656	31,769	(24,113)	-75.90%	
25	ANIMAL CONTROL	5,486	7,948	7,283	18,822	(11,538)	-61.30%	
26	CIVIL SERVICE	-	-	-	342	(342)	-100.00%	
27	EMERGENCY MANAGEMENT	17,947	35,690	15,307	5,886	9,421	160.06%	1L
	Public Safety Total	374,709	436,642	376,578	900,284			
<b>Public Works</b>								
90	PUBLIC WORKS	-	-	-	-	-	0.00%	
31	STREETS & DRAINAGE	3,870	6,551	5,161	41,530	(36,368)	-87.57%	
32	PLANNING	11,076	9,653	10,848	28,205	(17,357)	-61.54%	
33	NEIGHBORHOOD SERVICES	2,143	2	2,535	9,694	(7,159)	-73.85%	
34	CONSTRUCTION MGMT	-	-	-	1,250	(1,250)	-100.00%	
35	GIS (GEOGRAPHIC INFO SYS)	2,576	2,593	2,590	8,070	(5,481)	-67.91%	
36	BUILDING INSPECTIONS	9,347	28,243	9,846	31,970	(22,124)	-69.20%	
37	BUILDING MAINTENANCE	12,272	22,089	19,601	43,727	(24,126)	-55.17%	
38	CODE ENFORCEMENT	4,624	8,044	4,247	13,166	(8,919)	-67.74%	
39	FLEET SERVICES	3,550	7,976	2,854	15,607	(12,752)	-81.71%	
	Public Works Total	49,459	85,151	57,682	193,218			
<b>Parks &amp; Recreation</b>								
40	PARKS MAINTENANCE	3,894	5,733	3,363	19,137	(15,774)	-82.43%	
41	MOWING	8,337	9,204	9,405	40,745	(31,340)	-76.92%	
42	CIVIC CENTER	221	236	208	595	(387)	-64.98%	
43	LIBRARY & LEARNING CENTER	16,269	21,564	18,890	40,938	(22,049)	-53.86%	
44	RECREATION CENTER	7,020	8,972	17,231	34,240	(17,009)	-49.68%	
45	SENIOR CENTER	4,204	3,991	4,403	10,386	(5,983)	-57.61%	
46	COMMUNITY EVENTS	-	-	542	7,034	(6,492)	-92.29%	
	Parks & Recreation Total	39,945	49,700	54,042	153,076			
<b>Non-Departmental</b>								
15	GENERAL ITEMS	6,698	10,117	7,979	21,949	(13,970)	-63.65%	
	Non-Departmental Total	6,698	10,117	7,979	21,949			
<b>Capital</b>								
81	CAPITAL OUTLAY	-	17,250	-	28,473	(28,473)	-100.00%	
	Capital Outlay Total	-	17,250	-	28,473			
<b>Transfers Out</b>								
91	TRANSFERS OUT	-	40,833	-	2,083	(2,083)	-100.00%	
	Transfers Out Total	-	40,833	-	2,083			
	<b>Grand Total</b>	<b>510,775</b>	<b>671,949</b>	<b>526,033</b>	<b>1,369,047</b>			

City of Balch Springs, Texas  
 City Council Monthly Financial Report  
 General Fund Revenues



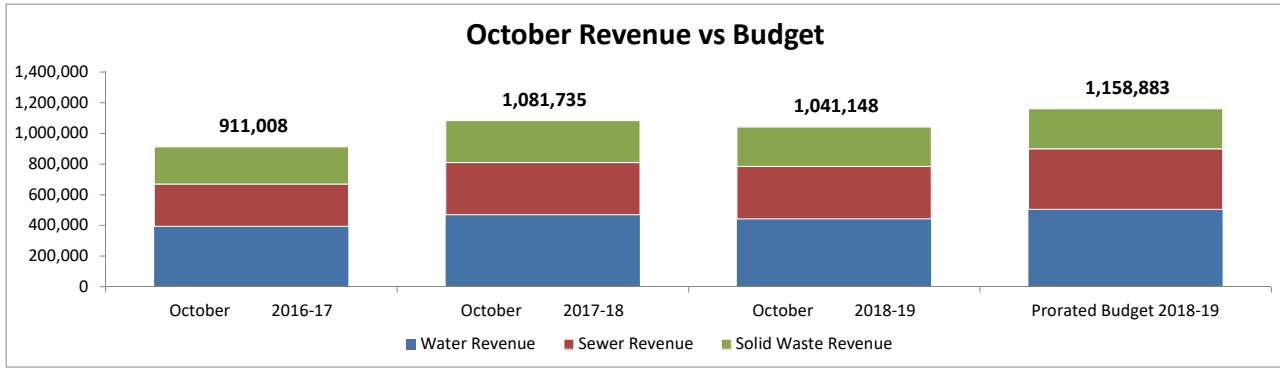
Revenue Type	October 2016-17	October 2017-18	October 2018-19	Prorated Budget 2018-19	Variance 2018-19	% Variance 2018-19	Notes
PROPERTY TAX REVENUE	159,888	177,250	197,786	583,167	(385,381)	-66.08%	2A
SALES TAX	341,699	368,203	432,798	421,667	11,132	2.64%	
FRANCHISE FEES	-	-	12,544	84,167	(71,623)	-85.10%	2C
OTHER TAXES	-	-	-	3,333	(3,333)	-100.00%	2D
LICENSES & PERMITS	23,101	44,752	67,920	36,042	31,878	88.45%	2E
INTERGOVERNMENTAL REVENUE	-	675	-	11,633	(11,633)	-100.00%	2F
CHARGES FOR SERVICES	15,988	16,096	20,439	15,142	5,297	34.98%	2G
FINES & FORFEITURES	67,713	41,735	66,093	61,250	4,843	7.91%	
<b>Total Major Revenue</b>	<b>608,389</b>	<b>648,711</b>	<b>797,580</b>	<b>1,216,400</b>			
<b>Miscellaneous</b>							
INTEREST EARNED	253	1,502	5,007	1,833	3,173	173.10%	2I
MISCELLANEOUS REVENUES	2,119	3,621	3,648	1,525	2,123	139.25%	2J
OTHER FINANCING SOURCES/(USES)	17,449	-	-	15,014	(15,014)	-100.00%	2K
<b>Total Miscellaneous Revenue</b>	<b>19,820</b>	<b>5,123</b>	<b>8,655</b>	<b>18,373</b>			
<b>Transfers</b>							
TRANSFERS IN (PILOT)	141,913	100,716	100,381	110,312	(9,931)	-9.00%	
<b>Grand Total</b>	<b>770,123</b>	<b>754,550</b>	<b>906,616</b>	<b>1,345,084</b>			

### October Expenses vs Budget



Dept No.	Department Desc	October 2016-17	October 2017-18	October 2018-19	Prorated Budget 2018-19	Variance 2018-19	% Variance 2018-19	Notes
<b>Water Fund</b>								
11	CITY MANAGER	14,354	11,501	12,266	25,607	(13,340)	-52.10%	
15	UTILITY FINANCE	9,438	8,139	17,061	54,593	(37,532)	-68.75%	
17	UTILITY BILLING	10,391	13,035	13,283	42,092	(28,808)	-68.44%	
18	UTILITY METER SERVICES	18,151	24,274	6,582	20,700	(14,118)	-68.20%	
19	UTILITY COMPUTERS	4,186	6,382	4,142	13,763	(9,620)	-69.90%	
71	WATER ADMINISTRATION	6,798	12,479	11,562	32,929	(21,366)	-64.89%	
72	WATER DISTRIBUTION	16,093	15,472	15,930	62,055	(46,125)	-74.33%	
79	WATER WHOLESALE PURCHASES	-	-	-	142,500	(142,500)	-100.00%	3H
61	WATER DEBT SERVICE	(262)	(192)	38,788	19,586	19,202	98.04%	3I
	<b>Water Fund Total</b>	<b>79,150</b>	<b>91,090</b>	<b>119,615</b>	<b>413,824</b>			
<b>Sewer Fund</b>								
75	SEWER COLLECTION	18,481	43,186	14,054	58,328	(44,275)	-75.91%	
76	SITE RESTORATION	7,999	34,582	12,636	43,220	(30,584)	-70.76%	
79	SEWER WHOLESALE COSTS	13,106	267	333	183,750	(183,417)	-99.82%	
	<b>Sewer Fund Total</b>	<b>39,586</b>	<b>78,034</b>	<b>27,023</b>	<b>285,298</b>			
<b>Solid Waste Fund</b>								
78	SOLID WASTE MAINTENANCE	3,265	3,519	3,175	10,414	(7,239)	-69.51%	
79	SOLID WASTE WHOLESALE COSTS	-	-	-	231,167	(231,167)	-100.00%	
	<b>Solid Waste Total</b>	<b>3,265</b>	<b>3,519</b>	<b>3,175</b>	<b>241,581</b>			
<b>Capital Outlay</b>								
81	CAPITAL OUTLAY	-	-	-	150,250	(150,250)	-100.00%	
	<b>Capital Outlay Total</b>	<b>-</b>	<b>-</b>	<b>-</b>	<b>150,250</b>			
<b>Transfers Out</b>								
91	TRANSFER OUT (PILOT)	116,913	75,716	72,881	75,812	(2,931)	-3.87%	
	<b>Transfers Out Total</b>	<b>116,913</b>	<b>75,716</b>	<b>72,881</b>	<b>75,812</b>			
	<b>Grand Total</b>	<b>238,915</b>	<b>248,359</b>	<b>222,694</b>	<b>1,166,765</b>			

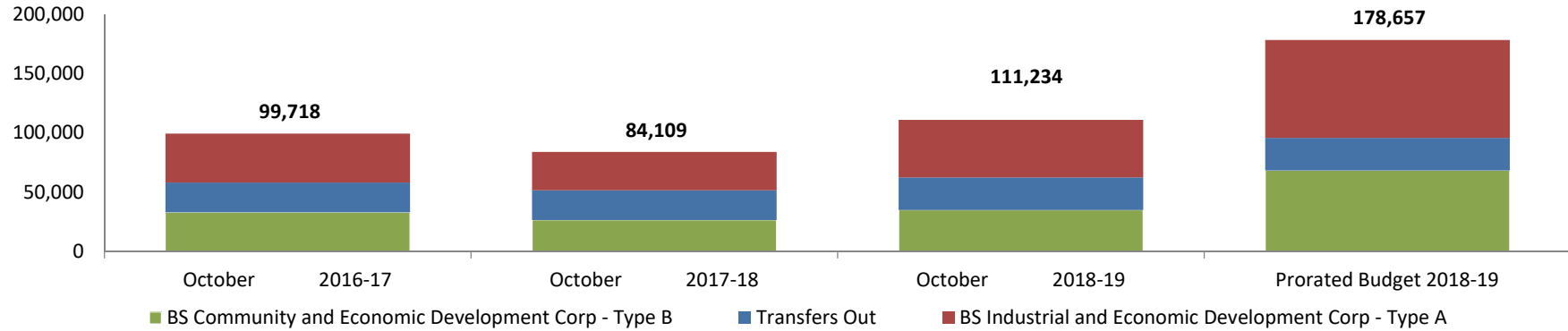
City of Balch Springs, Texas  
 City Council Monthly Financial Report  
 Enterprise Fund Revenues



Revenue Type	October 2016-17	October 2017-18	October 2018-19	Prorated Budget 2018-19	Variance 2018-19	% Variance 2018-19	Notes
<b>Water Revenue</b>							
WATER SERVICE	324,220	393,392	372,467	436,500	(64,033)	-14.67%	
WATER ACTIVATION FEE	9,790	10,515	3,680	4,167	(487)	-11.68%	
WATER BACKFLOW REGIST/INSPECT	6,080	13,585	3,675	10,833	(7,158)	-66.08%	
WATER CUST SERV INSPECTION FEE	200	450	250	250	-	0.00%	
WATER FIELD COLLECTION FEES	-	14	91	17	74	446.00%	
WATER METER AND SET FEES	159	410	-	250	(250)	-100.00%	
WATER METER TAMPER FEES	1,050	900	150	667	(517)	-77.50%	
WATER TRANSFER SERVICE FEE	50	25	25	42	(17)	-40.00%	
WATER PENALTIES	25,596	24,008	24,312	17,917	6,395	35.69%	4I
WATER RECONNECT FEES	4,125	7,150	9,860	5,833	4,027	69.03%	4J
CODE ENFORCEMENT FEES	-	-	-	-	-	0.00%	4K
TAP FEES	-	1,600	150	4,167	(4,017)	-96.40%	4L
TEMPORARY SERVICE FEES	600	655	525	417	108	26.00%	4M
PRO RATA FEES	750	-	-	-	-	0.00%	
NSF CHECK FEES	490	490	560	417	143	34.40%	
INTEREST EARNED	1,149	3,489	7,164	3,333	3,831	114.93%	4P
MISCELLANEOUS REVENUES	551	125	250	167	83	50.00%	
BAD DEBT COLLECTIONS	(33)	-	-	167	(167)	-100.00%	
CASH OVER/SHORT	20	(1,879)	108	-	108	0.00%	
CREDIT CARD FEES	9,730	11,596	11,187	9,583	1,604	16.74%	4T
DISCOUNTS TAKEN	-	-	-	-	-	0.00%	
CELL TOWER LEASE REV	10,084	4,059	8,583	10,000	(1,417)	-14.17%	
SALE OF ASSETS	-	-	-	-	-	0.00%	
SALES OF EQUIP/VEHICLES	-	-	-	-	-	0.00%	
GENERAL REFUND	-	-	-	-	-	0.00%	
CONTRIBUTED CAPITAL	-	-	-	-	-	0.00%	
<b>Total Water Revenue</b>	<b>394,612</b>	<b>470,583</b>	<b>443,036</b>	<b>504,725</b>			
<b>Sewer Revenue</b>							
GREASE HAULER REGIST/INSPEC	-	400	1,150	250	900	360.00%	
SEWER SERVICE	269,026	330,924	333,520	387,000	(53,480)	-13.82%	
SEWER SURCHARGE	5,723	7,237	7,300	6,250	1,050	16.80%	
TAP FEES	-	-	-	-	-	-	
MISCELLANEOUS REVENUES	400	-	-	83	(83)	-100.00%	
GENERAL REFUND	-	-	-	-	-	-	
<b>Total Sewer Revenue</b>	<b>275,149</b>	<b>338,560</b>	<b>341,970</b>	<b>393,583</b>			
<b>Solid Waste Revenue</b>							
TRASH SERVICE RESIDENTIAL	111,443	119,427	124,160	122,500	1,660	1.36%	
TRASH SERVICE COMMERCIAL	88,515	96,945	102,725	100,417	2,309	2.30%	
TRASH SERVICE ROLLOFF	39,870	54,838	28,936	36,667	(7,731)	-21.08%	
TRASH SERVICE BULK PICKUP	1,420	1,358	320	833	(513)	-61.60%	
INTEREST EARNED	-	23	-	-	-	0.00%	
MISCELLANEOUS REVENUES	-	-	-	83	(83)	-100.00%	
DISCOUNTS TAKEN	-	-	-	75	(75)	-100.00%	
<b>Total Solid Waste Revenue</b>	<b>241,247</b>	<b>272,592</b>	<b>256,142</b>	<b>260,575</b>			
<b>Grand Total</b>	<b>911,008</b>	<b>1,081,735</b>	<b>1,041,148</b>	<b>1,158,883</b>			

City of Balch Springs, Texas  
 City Council Monthly Financial Report  
 Component Units Expenses

### October Expenses vs Budget



Dept No.	Department Desc	October 2016-17	October 2017-18	October 2018-19	Prorated Budget 2018-19	Variance 2018-19	% Variance 2018-19	Notes
<b>BS Industrial and Economic Development Corp - Type A</b>								
11	EDC TYPE A ADMINISTRATION	17,929	8,714	5,043	22,877	(17,834)	-77.95%	
51	EDC TYPE A ECON DEVELOPMENT	2,288	475	6,704	21,750	(15,046)	-69.18%	
91	TRANSFERS OUT	21,168	23,184	36,818	38,000	(1,182)	-3.11%	
	<b>Type A Total</b>	<b>41,385</b>	<b>32,373</b>	<b>48,565</b>	<b>82,627</b>			
<b>BS Community and Economic Development Corp - Type B</b>								
11	EDC TYPE B ADMINISTRATION	16,539	8,276	4,806	19,448	(14,641)	-75.29%	
51	EDC TYPE B ECON DEVELOPMENT	2,288	3,966	16,612	39,299	(22,687)	-57.73%	
91	TRANSFERS OUT	14,506	14,495	13,750	9,783	3,967	40.55%	
	<b>Type B Total</b>	<b>33,333</b>	<b>26,737</b>	<b>35,169</b>	<b>68,531</b>			
<b>Transfers Out</b>								
	TRANSFERS TO GENERAL FUND	25,000	25,000	27,500	27,500	-	0.00%	
	<b>Grand Total</b>	<b>99,718</b>	<b>84,109</b>	<b>111,234</b>	<b>178,657</b>			



## City of Balch Springs, Texas

## Donation Fund

10/31/2018

Department Description	Program Description	Balance
<b><u>Donation Funds:</u></b>		
NON-DEPARTMENTAL	EMPLOYEES	1,518
POLICE DEPARTMENT	GENERAL	5,100
POLICE DEPARTMENT	CRIME PREVENTION	2,408
POLICE DEPARTMENT	EXPLORER PROGRAM	1,544
POLICE DEPARTMENT	K-9 UNIT	3,151
POLICE DEPARTMENT	SANTA COP	8,080
FIRE DEPARTMENT	GENERAL	1,195
FIRE DEPARTMENT	CRIME PREVENTION	-
ANIMAL SERVICES	GENERAL	5,349
NEIGHBORHOOD SERVICES	MINOR REPAIR PROGRAM	-
NEIGHBORHOOD SERVICES	REPAIR AFFAIR PROGRAM	-
NEIGHBORHOOD SERVICES	HOME BUYER PROGRAM	-
NEIGHBORHOOD SERVICES	GENERAL	740
LIBRARY & LEARNING CENTER	GENERAL	3,429
RECREATION CENTER	GENERAL	1,547
CITY EVENTS	KEEP BALCH SPRINGS BEAUTIFUL	409
CITY EVENTS	BACK TO SCHOOL BASH	2,060
CITY EVENTS	CHRISTMAS PARADE & EVENTS	607
<b>Total Donation Accounts</b>		<b>37,138</b>

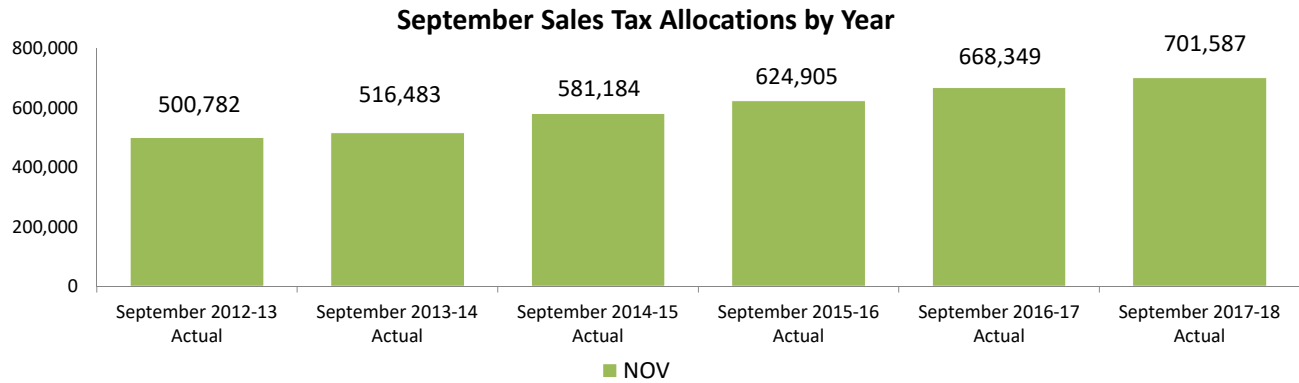
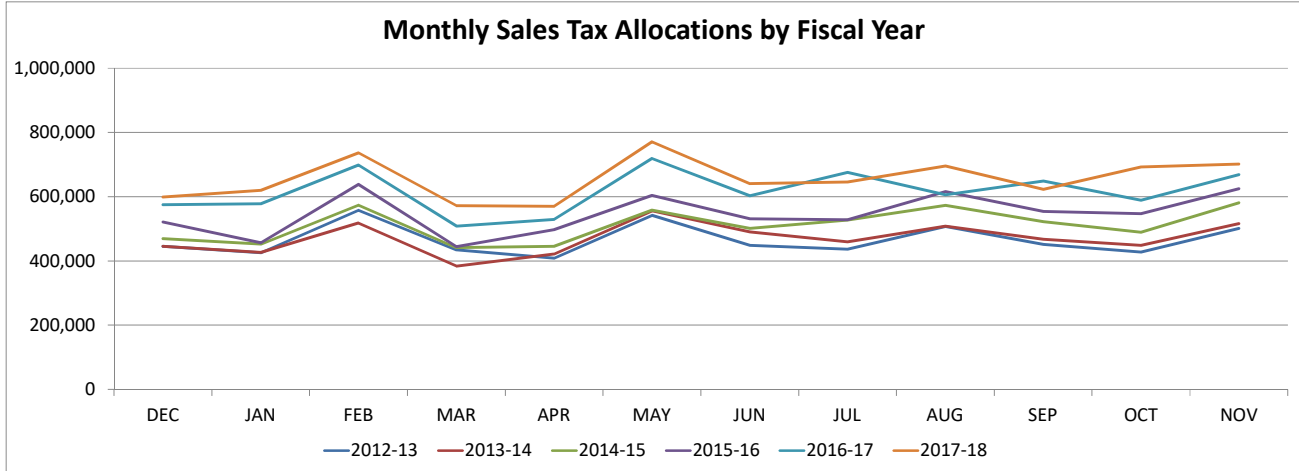
City of Balch Springs, Texas  
Grant Fund

10/31/2018

Department Description	Program Description	Balance
<b><u>Federal Funds:</u> *</b>		
POLICE DEPARTMENT	BULLETPROOF VESTS	3,048
	<b>Total Federal Funds</b>	<b>3,048</b>
<b><u>State Funds:</u></b>		
POLICE DEPARTMENT	LAW ENFORCEMENT OFFICER STANDARDS & EDUCATION	10,462
FIRE DEPARTMENT	LAW ENFORCEMENT OFFICER STANDARDS & EDUCATION	1,262
LIBRARY	TEXAS STATE LIBRARY & ARCHIVES COMMISSION	3,377
LIBRARY	TEXAS COMMISSION ON THE ARTS	438
LIBRARY	MISCELLANEOUS	106
NEIGHBORHOOD SERVICES	AMY YOUNG BARRIER REMOVAL PROGRAM	-
	<b>Total State Funds</b>	<b>15,646</b>
<b><u>Local Funds:</u></b>		
POLICE DEPARTMENT	DRIVE SAFE / SAVE OTHERS	892
NEIGHBORHOOD SERVICES	MINOR REPAIR & REHAB	-
NEIGHBORHOOD SERVICES	MISCELLANEOUS	874
	<b>Total Local Funds</b>	<b>1,766</b>
	<b>Total Grant Funds</b>	<b>20,459</b>

\*does not include HUD funds

City of Balch Springs, Texas  
 City Council Monthly Financial Report  
 Sales Tax Allocation From State



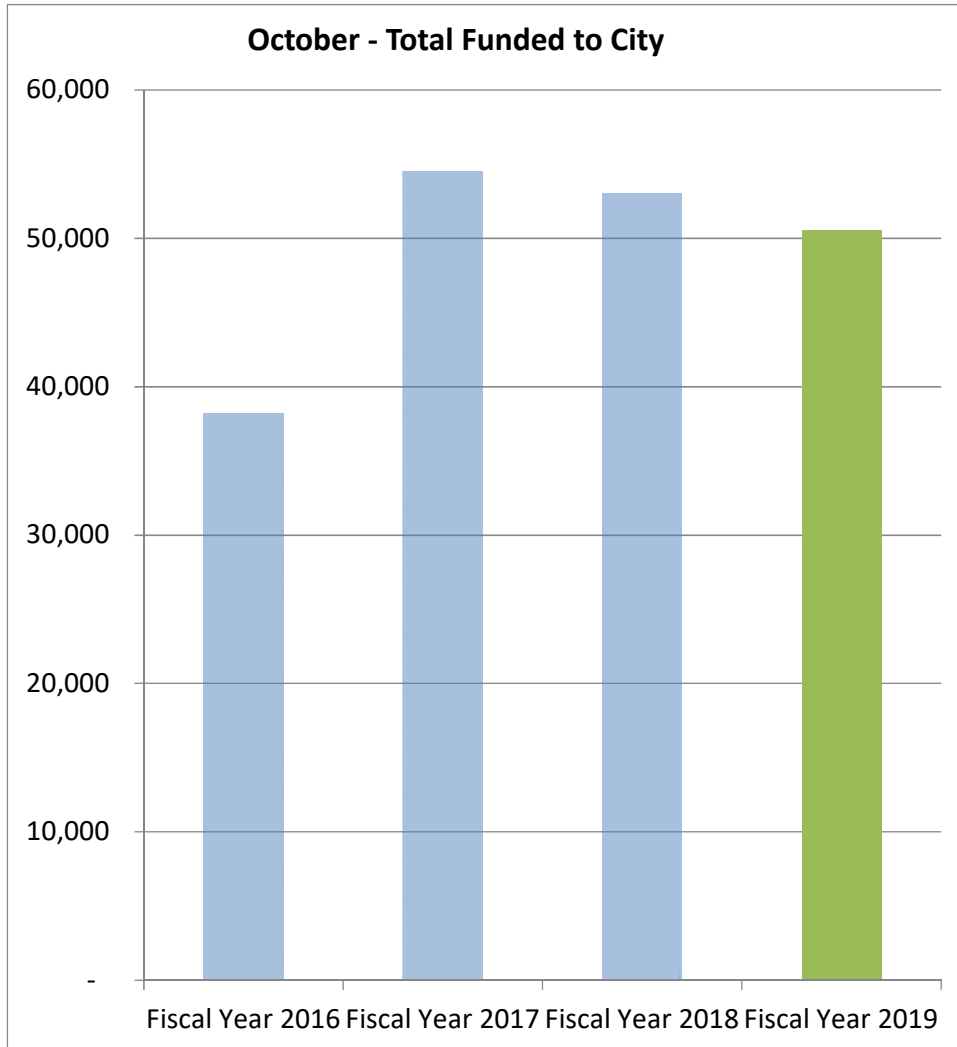
	September 2012-13 Actual	September 2013-14 Actual	September 2014-15 Actual	September 2015-16 Actual	September 2016-17 Actual	September 2017-18 Actual	Change vs Prior Year	YTD % Change
DEC	445,000	445,162	468,858	521,604	574,790	598,465	4.12%	4.12%
JAN	425,532	426,091	452,316	456,665	578,350	619,868	7.18%	5.65%
FEB	557,654	518,014	573,489	638,381	698,190	736,495	5.49%	5.59%
MAR	434,441	384,023	441,418	444,366	508,646	572,069	12.47%	7.07%
APR	408,278	421,990	445,057	497,021	529,068	569,979	7.73%	7.19%
MAY	542,081	555,457	557,729	603,391	719,104	770,884	7.20%	7.20%
JUN	447,924	489,943	501,166	531,496	602,633	640,693	6.32%	7.07%
JUL	436,900	459,556	526,917	528,375	675,493	645,258	-4.48%	5.47%
AUG	507,290	508,277	572,869	615,719	605,896	695,522	14.79%	6.50%
SEP	450,961	467,047	522,169	554,241	648,683	622,803	-3.99%	5.39%
OCT	427,657	448,177	489,241	546,719	589,125	692,478	17.54%	6.46%
NOV	500,782	516,483	581,184	624,905	668,349	701,587	4.97%	6.32%
	5,584,500	5,640,220	6,132,413	6,562,883	7,398,326	7,866,100		

City of Balch Springs, Texas  
 City Council Monthly Financial Report  
 Redflex Revenue

Funding to City by Month					
	Fiscal Year 2016	Fiscal Year 2017	Fiscal Year 2018	Fiscal Year 2019	Prior Yr % change
OCT	38,209	54,492	53,029	50,542	-5%
NOV	50,529	41,095	37,656	-	
DEC	54,283	41,914	36,168	-	
JAN	55,996	40,007	38,741	-	
FEB	63,654	58,220	55,103	-	
MAR	87,469	75,540	68,625	-	
APR	86,953	94,973	45,785	-	
MAY	54,719	39,008	53,896	-	
JUN	41,478	58,248	38,755	-	
JUL	54,026	42,063	41,491	-	
AUG	55,153	46,314	52,544	-	
SEP	69,024	31,594	42,857	-	
<b>Total</b>	<b>711,493</b>	<b>623,469</b>	<b>564,651</b>	<b>50,542</b>	

Funding Allocations	October 2017	October 2018	% Change
Revenue from violations	87,674	86,246	-2%
Less: Processing Fees	(2,750)	(2,974)	8%
Less: Invoices	(31,895)	(32,730)	3%
<b>Total Funded to City</b>	<b>53,029</b>	<b>50,542</b>	<b>-5%</b>
funded as a % of revenue	60.48%	58.60%	
processing fees as a % of revenue	3.14%	3.45%	
invoices as a % of revenue	36.38%	37.95%	

Texas Traffic Code 707.008 (a)(2) "...may be used only to fund traffic safety programs, including pedestrian safety programs, public safety programs, intersection improvements, and traffic enforcement."



City of Balch Springs, Texas  
 City Council Monthly Financial Report  
 Appendix

Note	Comments
1A	
1B	
1C	
1D	
1E	
1F	
1G	
1H	
1I	
1J	
1K	
1L	CodeRED Extension/Renewal Pmt
1M	
1N	
1O	
1P	
1Q	
1R	
1S	
1T	
1U	
1V	
1W	
1X	
1Y	
1Z	
1AA	
1AB	
1AC	
1AD	
1AE	
1AF	

City of Balch Springs, Texas  
City Council Monthly Financial Report  
Appendix

Note	Comments
2A	Property Taxes are due by January 31st of a given fiscal year
2B	
2C	Annual Oncor franchise revenue is received at the end of November of next fiscal year. Usually over \$500k
2D	Received quarterly and annually
2E	Building permit for multi-family apartment complex on 4012 Beltline
2F	CDBG revenue received quarterly
2G	Fire inspection fees-multi-family apartment complex fire sprinklers
2H	
2I	Interest higher with new bank contract, reinvesting cash into higher interest bearing accounts
2J	Primarily due to credit card fees as more departments are now taking online credit card payments. We also experienced an increase in culvert sales
2K	There is a remaining balance due for Hickory Tree Rd that Dallas County Public Works has not yet invoiced EDC for. Entry is recorded as a capital contribution in the ge
2L	
3A	
3B	
3C	
3D	
3E	
3F	
3G	
3H	October activity paid in November
3I	Interest, Leased Equip, Smart Meters Project
3J	
3K	
3L	October activity paid in November
3M	
3N	October activity paid in November
3O	This will normalize as capital projects begin
3P	

City of Balch Springs, Texas  
City Council Monthly Financial Report  
Appendix

Note	Comments
4A	
4B	
4C	
4D	
4E	
4F	
4G	
4H	
4I	water penalties trend higher at the beginning of the fiscal year - could be attributed to the water rate increase on 10/1
4J	slight increase in accounts on disconnect status and collection of reconnect fees
4K	In general fund - under fines and fees
4L	A sporadic fee - a service fee that is charged for connecting the public water or wastewater main to the private plumbing. New construction
4M	Mostly due to Rental Registration Program
4N	
4O	
4P	Interest higher with new bank contract, reinvesting cash into higher interest bearing accounts
4Q	
4R	
4S	
4T	Increased credit card usage as more departments now taking online payments. Now taking american express payments also
4U	
4V	
4W	
4X	
4Y	
4Z	
4AA	
4AB	
4AC	
4AD	
4AE	
4AF	
4AG	
4AH	

City of Balch Springs, Texas  
City Council Monthly Financial Report  
Appendix

Note	Comments
5A	
5B	
5C	
5D	
5E	
5F	
5G	