

CITY OF BALCH SPRINGS, TEXAS



City Council's Monthly Financial Report Fiscal Year 2019 For month ended 11/30/2018 as of 02/15/2019 04:13 PM

City of Balch Springs, Texas
City Council's Monthly Financial Report

Table of Contents

Description	Page
<i>Fund Balance Report</i>	3
<i>General Fund Expenditures by Department</i>	4
<i>General Fund Revenues by Class</i>	5
<i>Enterprise Funds Expenditures by Department</i>	6
<i>Enterprise Funds Revenues</i>	7
<i>Component Units Expenditures by Department</i>	8
<i>Donation Fund</i>	9
<i>Grant Fund</i>	10
<i>Sales Tax Analysis</i>	11
<i>Redflex Analysis</i>	12
<i>Appendix</i>	13

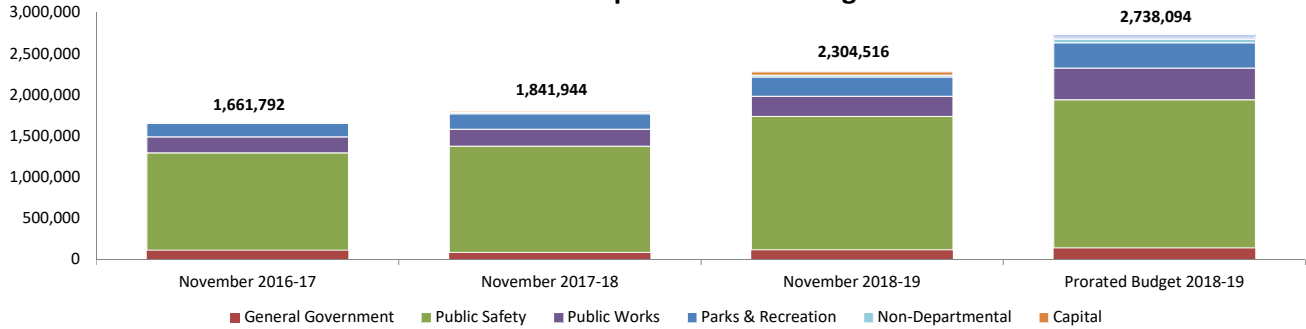
City of Balch Springs, Texas
Fund Balance Report
All Funds
For month ended 11/30/2018

Fund #	Fund Name	2019 Beginning Fund Bal [^]	YTD REV	YTD EXP	Net	Curr Fund Bal
10	GENERAL FUND	2,456,207	1,929,334	2,304,516	(375,181)	2,081,025
76	WATER FUND	10,992,953	1,018,385	601,825	416,560	11,409,513
77	WASTE WATER FUND	9,053,672	730,733	415,532	315,200	9,368,873
78	SOLID WASTE FUND	407,214	515,263	271,806	243,457	650,672
	Total Utility Funds	20,453,840	2,264,381	1,289,163	975,218	21,429,057
50	DEBT SERVICE FUND	247,776	46,364	500	45,864	293,640
52	EDC TYPE A DEBT SERVICE	86,595	46,805	-	46,805	133,400
53	EDC TYPE B DEBT SERVICE	280,843	690	-	690	281,533
54	TAX INCREMENT FUND DEBT SERVICE	-	-	-	-	-
	Total Debt Service Funds	615,214	93,859	500	93,359	708,573
20	SECTION 8	7,032	100,318	98,882	1,436	8,468
12	EDC TYPE A	1,423,788	177,675	99,324	78,352	1,502,140
12	LESS: Reserved for Hickory Rd					(140,031)
12	NET AVAILABLE : EDC TYPE A					1,362,109
13	EDC TYPE B	1,135,802	175,262	88,155	87,107	1,222,909
	Total Economic Development	2,559,590	352,938	187,479	165,459	2,585,018
21	MUNI COURT BUILDING SECURITY	48,727	2,892	-	2,892	51,619
22	MUNI COURT TECHNOLOGY	55,837	3,845	343	3,502	59,339
23	MUNI COURT JUVENILE CASE MGT	71,238	5,190	107	5,082	76,320
24	HOTEL OCCUPANCY TAX	234,755	6,881	30,970	(24,089)	210,665
27	EMERGENCY MGT RESERVE FUND	-	26,779	-	26,779	26,779
28	GRANTS	31,207	70	201	(131)	31,076
29	DONATION FUND	37,138	94	-	94	37,232
30	TAX INCREMENT FUND (TIF)	-	-	-	-	-
40	STATE CH 59 LAW ENFORCEMENT	34,250	5,000	1,708	3,292	37,542
41	DEPARTMENT OF JUSTICE GRANTS	244	15	-	15	259
42	CHAP 683 ABANDONED VEHICLES	102,741	11,342	-	11,342	114,083
44	US TREASURY FORFEITURES	134,661	213	350	(137)	134,524
46	DEPT OF JUSTICE FORFEITURES	31,294	50	-	50	31,343
48	RED LIGHT CAMERA FUND ^^	1,360	50,542	28,428	22,115	23,474
61	CAPITAL PROJECTS FUND	-	-	-	-	-
62	EDC TYPE A CAPITAL PROJECTS	1,103,253	1,266,688	-	1,266,688	2,369,940
72	STREET MAINTENANCE FUND	1,889,622	174,836	-	174,836	2,064,457
	Total Special Revenue Funds	3,776,325	1,554,435	62,107	1,492,327	5,268,652
	Grand Total All Funds	29,868,208	6,295,264	3,942,647	2,352,617	32,080,794

[^] Unaudited numbers

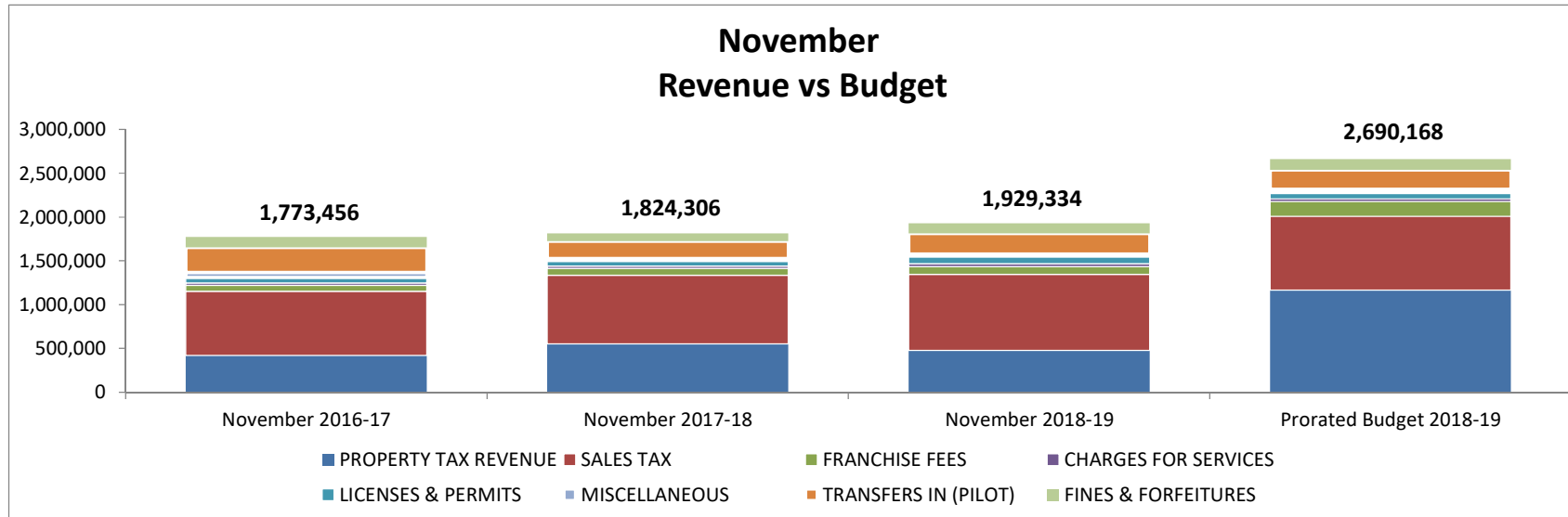
^{^^} Funds governed by laws - payment made to state at fiscal year end.
Revenue received in the following month

November Expenditures vs Budget



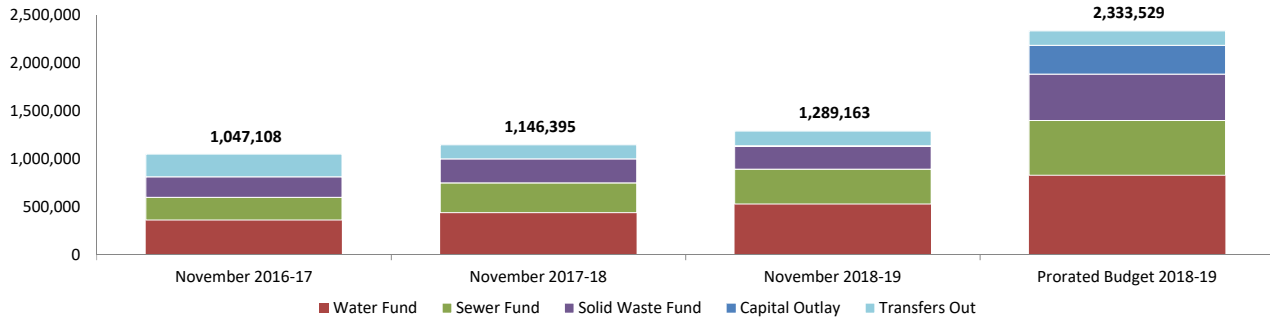
Dept No.	Department Desc	November 2016-17	November 2017-18	November 2018-19	Prorated Budget 2018-19	Variance 2018-19	% Variance 2018-19	Notes
General Government								
12	CITY SECRETARY	49,713	23,987	35,019	52,704	(17,685)	-33.56%	
13	CITY ATTORNEY	10,953	8,500	13,500	16,667	(3,167)	-19.00%	
14	CITY COUNCIL	10,868	9,088	19,456	20,088	(633)	-3.15%	
16	HUMAN RESOURCES	34,272	28,546	31,193	37,128	(5,934)	-15.98%	
18	INFORMATION TECH	5,794	15,682	18,061	13,343	4,718	35.36%	1E
	General Government Total	111,600	85,802	117,229	139,929			
Public Safety								
21	POLICE	613,201	710,921	880,943	965,531	(84,588)	-8.76%	
22	FIRE	448,800	441,178	583,128	659,575	(76,447)	-11.59%	
23	CITY MARSHAL	33,111	42,006	54,232	61,825	(7,592)	-12.28%	
24	MUNICIPAL COURT	42,674	39,408	54,924	63,538	(8,614)	-13.56%	
25	ANIMAL CONTROL	23,240	21,519	30,098	37,643	(7,545)	-20.04%	
26	CIVIL SERVICE	-	-	-	683	(683)	-100.00%	
27	EMERGENCY MANAGEMENT	22,817	36,767	17,762	11,772	5,990	50.89%	1L
	Public Safety Total	1,183,844	1,291,798	1,621,087	1,800,567			
Public Works								
90	PUBLIC WORKS	-	-	-	-	-	0.00%	
31	STREETS & DRAINAGE	36,846	23,925	24,224	83,059	(58,836)	-70.84%	
32	PLANNING	34,518	34,772	46,951	56,410	(9,458)	-16.77%	
33	NEIGHBORHOOD SERVICES	9,564	110	13,501	19,387	(5,887)	-30.36%	
34	CONSTRUCTION MGMT	-	-	-	2,500	(2,500)	-100.00%	
35	GIS (GEOGRAPHIC INFO SYS)	8,043	8,024	13,121	16,141	(3,020)	-18.71%	
36	BUILDING INSPECTIONS	30,037	49,519	41,305	63,939	(22,634)	-35.40%	
37	BUILDING MAINTENANCE	44,233	53,467	66,895	87,454	(20,559)	-23.51%	
38	CODE ENFORCEMENT	14,745	13,322	13,170	26,332	(13,162)	-49.99%	
39	FLEET SERVICES	18,386	21,704	25,733	31,214	(5,481)	-17.56%	
	Public Works Total	196,371	204,842	244,899	386,436			
Parks & Recreation								
40	PARKS MAINTENANCE	12,364	19,341	16,037	38,274	(22,237)	-58.10%	
41	MOWING	48,293	51,580	63,634	81,490	(17,857)	-21.91%	
42	CIVIC CENTER	917	758	751	1,190	(439)	-36.86%	
43	LIBRARY & LEARNING CENTER	51,025	56,470	71,598	81,877	(10,278)	-12.55%	
44	RECREATION CENTER	23,686	34,114	54,010	68,480	(14,470)	-21.13%	
45	SENIOR CENTER	18,232	16,603	21,187	20,772	415	2.00%	
46	COMMUNITY EVENTS	7,849	10,235	8,305	14,069	(5,764)	-40.97%	
	Parks & Recreation Total	162,367	189,102	235,522	306,152			
Non-Departmental								
15	GENERAL ITEMS	7,610	12,317	20,893	43,899	(23,006)	-52.41%	
	Non-Departmental Total	7,610	12,317	20,893	43,899			
Capital								
81	CAPITAL OUTLAY	-	17,250	38,282	56,945	(18,663)	-32.77%	
	Capital Outlay Total	-	17,250	38,282	56,945			
Transfers Out								
91	TRANSFERS OUT	-	40,833	26,603	4,167	22,437	538.48%	1AF
	Transfers Out Total	-	40,833	26,603	4,167			
	Grand Total	1,661,792	1,841,944	2,304,516	2,738,094			

City of Balch Springs, Texas
 City Council Monthly Financial Report
 General Fund Revenues



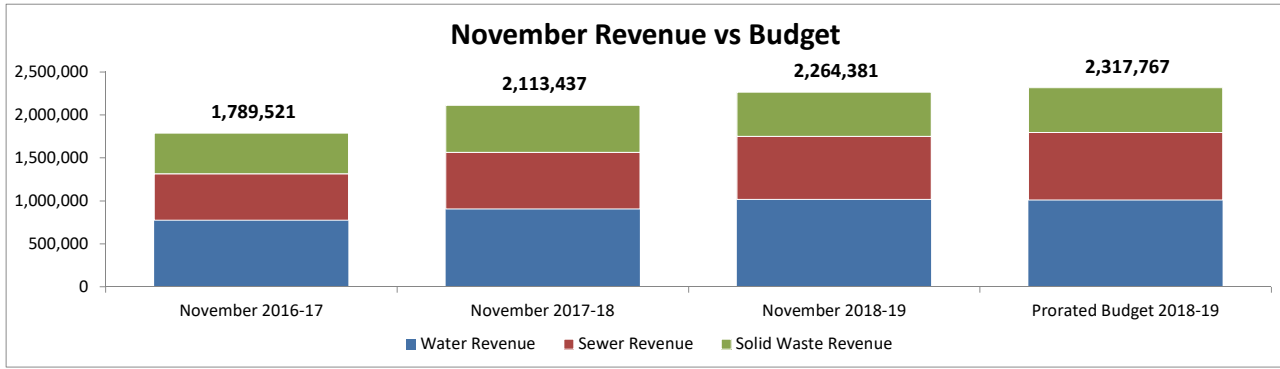
Revenue Type	November 2016-17	November 2017-18	November 2018-19	Prorated Budget 2018-19	Variance 2018-19	% Variance 2018-19	Notes
PROPERTY TAX REVENUE	418,493	549,307	475,022	1,166,333	(691,312)	-59.27%	2A
SALES TAX	732,265	785,921	871,290	843,333	27,957	3.32%	
FRANCHISE FEES	69,677	77,329	84,949	168,333	(83,385)	-49.54%	2C
OTHER TAXES	-	-	-	6,667	(6,667)	-100.00%	2D
LICENSES & PERMITS	61,797	66,767	85,907	72,083	13,824	19.18%	2E
INTERGOVERNMENTAL REVENUE	-	12,816	-	23,267	(23,267)	-100.00%	2F
CHARGES FOR SERVICES	27,064	26,150	36,491	30,283	6,208	20.50%	2G
FINES & FORFEITURES	121,472	86,573	115,946	122,500	(6,554)	-5.35%	
Total Major Revenue	1,430,768	1,604,862	1,669,605	2,432,800			
Miscellaneous							
INTEREST EARNED	445	2,841	8,379	3,667	4,712	128.51%	2I
MISCELLANEOUS REVENUES	5,946	1,424	5,793	3,050	2,743	89.94%	2J
OTHER FINANCING SOURCES/(USES)	52,467	17,250	12,400	30,028	(17,628)	-58.71%	2K
Total Miscellaneous Revenue	58,858	21,515	26,572	36,745			
Transfers							
TRANSFERS IN (PILOT)	283,830	197,929	233,158	220,623	12,535	5.68%	
Grand Total	1,773,456	1,824,306	1,929,334	2,690,168			

November Expenses vs Budget



Dept No.	Department Desc	November 2016-17	November 2017-18	November 2018-19	Prorated Budget 2018-19	Variance 2018-19	% Variance 2018-19	Notes
Water Fund								
11	CITY MANAGER	36,776	31,994	48,290	51,213	(2,924)	-5.71%	
15	UTILITY FINANCE	30,825	27,386	61,158	109,186	(48,028)	-43.99%	
17	UTILITY BILLING	46,899	57,834	57,250	84,183	(26,933)	-31.99%	
18	UTILITY METER SERVICES	36,495	43,343	41,752	41,401	351	0.85%	
19	UTILITY COMPUTERS	16,976	17,410	19,916	27,525	(7,610)	-27.65%	
71	WATER ADMINISTRATION	29,159	42,578	50,555	65,857	(15,302)	-23.24%	
72	WATER DISTRIBUTION	49,487	87,994	84,761	124,110	(39,350)	-31.71%	
79	WATER WHOLESALE PURCHASES	116,395	130,052	124,863	285,000	(160,137)	-56.19%	3H
61	WATER DEBT SERVICE	(1,961)	(1,885)	38,625	39,173	(548)	-1.40%	3I
	Water Fund Total	361,051	436,706	527,168	827,648			
Sewer Fund								
75	SEWER COLLECTION	58,624	90,843	77,746	116,656	(38,910)	-33.35%	
76	SITE RESTORATION	39,186	72,943	54,011	86,440	(32,429)	-37.52%	
79	SEWER WHOLESALE COSTS	140,560	146,891	232,624	367,500	(134,876)	-36.70%	3L
	Sewer Fund Total	238,370	310,677	364,381	570,596			
Solid Waste Fund								
78	SOLID WASTE MAINTENANCE	13,978	14,215	17,289	20,828	(3,539)	-16.99%	
79	SOLID WASTE WHOLESALE COSTS	199,879	236,868	218,448	462,333	(243,885)	-52.75%	3N
	Solid Waste Total	213,857	251,083	235,738	483,162			
Capital Outlay								
81	CAPITAL OUTLAY	-	-	9,600	300,500	(290,900)	-96.81%	3O
	Capital Outlay Total	-	-	9,600	300,500			
Transfers Out								
91	TRANSFER OUT (PILOT)	233,830	147,929	152,276	151,623	653	0.43%	
	Transfers Out Total	233,830	147,929	152,276	151,623			
	Grand Total	1,047,108	1,146,395	1,289,163	2,333,529			

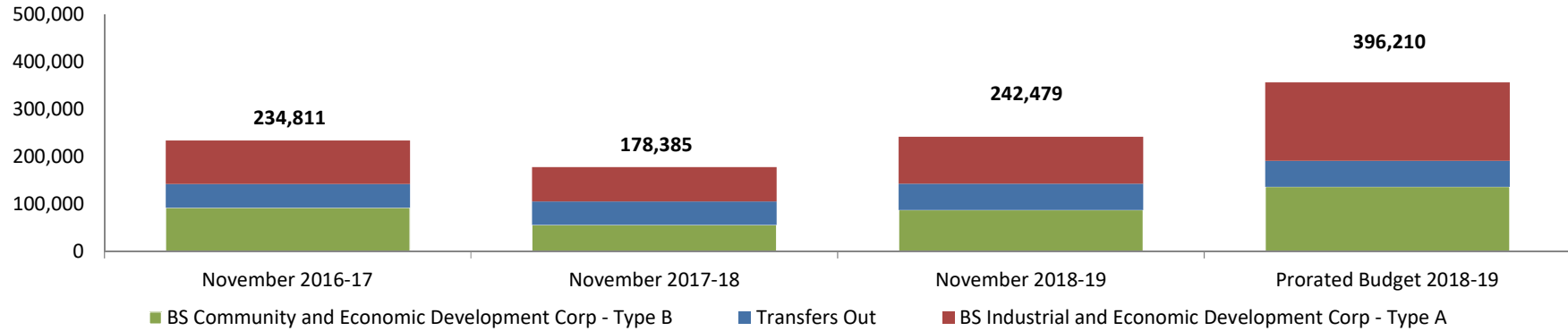
City of Balch Springs, Texas
 City Council Monthly Financial Report
 Enterprise Fund Revenues



Revenue Type	November 2016-17	November 2017-18	November 2018-19	Prorated Budget 2018-19	Variance 2018-19	% Variance 2018-19	Notes
Water Revenue							
WATER SERVICE	636,193	748,670	791,469	873,000	(81,531)	-9.34%	
WATER ACTIVATION FEE	19,625	21,365	6,555	8,333	(1,778)	-21.34%	
WATER BACKFLOW REGIST/INSPECT	15,175	22,480	10,635	21,667	(11,032)	-50.92%	
WATER CUST SERV INSPECTION FEE	800	600	550	500	50	10.00%	
WATER FIELD COLLECTION FEES	7	35	147	33	114	341.00%	4E
WATER METER AND SET FEES	477	410	-	500	(500)	-100.00%	
WATER METER TAMPER FEES	1,700	2,625	300	1,333	(1,033)	-77.50%	
WATER TRANSFER SERVICE FEE	75	25	75	83	(8)	-10.00%	
WATER PENALTIES	46,720	46,116	39,371	35,833	3,537	9.87%	4I
WATER RECONNECT FEES	9,875	13,915	16,505	11,667	4,838	41.47%	4J
CODE ENFORCEMENT FEES	-	-	-	-	-	0.00%	4K
TAP FEES	50	7,300	9,750	8,333	1,417	17.00%	4L
TEMPORARY SERVICE FEES	925	1,145	910	833	77	9.20%	4M
PRO RATA FEES	2,250	-	-	-	-	0.00%	
NSF CHECK FEES	1,085	840	1,225	833	392	47.00%	
INTEREST EARNED	2,303	7,937	14,369	6,667	7,702	115.54%	4P
MISCELLANEOUS REVENUES	1,029	400	87,565	333	87,232	26169.50%	4Q
BAD DEBT COLLECTIONS	118	148	-	333	(333)	-100.00%	
CASH OVER/SHORT	20	(1,954)	(137)	-	(137)	0.00%	
CREDIT CARD FEES	19,022	22,169	21,463	19,167	2,296	11.98%	4T
DISCOUNTS TAKEN	-	-	-	-	-	0.00%	
CELL TOWER LEASE REV	19,313	12,267	17,633	20,000	(2,367)	-11.84%	
SALE OF ASSETS	-	-	-	-	-	0.00%	
SALES OF EQUIP/VEHICLES	-	-	-	-	-	0.00%	
GENERAL REFUND	-	-	-	-	-	0.00%	
CONTRIBUTED CAPITAL	-	-	-	-	-	0.00%	
Total Water Revenue	776,763	906,491	1,018,385	1,009,450			
Sewer Revenue							
GREASE HAULER REGIST/INSPEC	-	400	1,150	500	650	130.00%	
SEWER SERVICE	527,350	643,017	709,961	774,000	(64,039)	-8.27%	
SEWER SURCHARGE	11,450	14,967	19,622	12,500	7,122	56.97%	
TAP FEES	-	-	-	-	-	-	
MISCELLANEOUS REVENUES	600	-	-	167	(167)	-100.00%	
GENERAL REFUND	-	-	-	-	-	-	
Total Sewer Revenue	539,399	658,385	730,733	787,167			
Solid Waste Revenue							
TRASH SERVICE RESIDENTIAL	222,565	239,321	248,592	245,000	3,592	1.47%	
TRASH SERVICE COMMERCIAL	175,754	194,709	204,879	200,833	4,046	2.01%	
TRASH SERVICE ROLLOFF	72,549	112,119	59,139	73,333	(14,194)	-19.36%	
TRASH SERVICE BULK PICKUP	2,390	2,262	2,543	1,667	877	52.60%	
INTEREST EARNED	-	44	-	-	-	0.00%	
MISCELLANEOUS REVENUES	-	-	-	167	(167)	-100.00%	
DISCOUNTS TAKEN	100	108	109	150	(41)	-27.51%	
Total Solid Waste Revenue	473,359	548,561	515,263	521,150			
Grand Total	1,789,521	2,113,437	2,264,381	2,317,767			

City of Balch Springs, Texas
 City Council Monthly Financial Report
 Component Units Expenses

November Expenses vs Budget



Dept No.	Department Desc	November 2016-17	November 2017-18	November 2018-19	Prorated Budget 2018-19	Variance 2018-19	% Variance 2018-19	Notes
BS Industrial and Economic Development Corp - Type A								
11	EDC TYPE A ADMINISTRATION	46,066	24,276	13,475	45,754	(32,280)	-70.55%	
51	EDC TYPE A ECON DEVELOPMENT	3,580	1,550	12,212	43,500	(31,288)	-71.93%	
91	TRANSFERS OUT	42,333	46,373	73,637	76,000	(2,363)	-3.11%	
	Type A Total	91,979	72,199	99,324	165,254			
BS Community and Economic Development Corp - Type B								
11	EDC TYPE B ADMINISTRATION	39,516	21,228	23,135	38,896	(15,761)	-40.52%	
51	EDC TYPE B ECON DEVELOPMENT	24,307	5,968	25,120	80,665	(55,545)	-68.86%	
91	TRANSFERS OUT	29,009	28,990	39,900	17,500	22,400	128.00%	
	Type B Total	92,832	56,185	88,155	137,061			
Transfers Out								
	TRANSFERS TO GENERAL FUND	50,000	50,000	55,000	55,000	-	0.00%	
	Grand Total	234,811	178,385	242,479	396,210			

City of Balch Springs, Texas

Donation Fund

11/30/2018

Department Description	Program Description	Balance
<u>Donation Funds:</u>		
NON-DEPARTMENTAL	EMPLOYEES	1,611
POLICE DEPARTMENT	GENERAL	5,100
POLICE DEPARTMENT	CRIME PREVENTION	2,408
POLICE DEPARTMENT	EXPLORER PROGRAM	1,544
POLICE DEPARTMENT	K-9 UNIT	3,151
POLICE DEPARTMENT	SANTA COP	8,080
FIRE DEPARTMENT	GENERAL	1,195
FIRE DEPARTMENT	CRIME PREVENTION	-
ANIMAL SERVICES	GENERAL	5,349
NEIGHBORHOOD SERVICES	MINOR REPAIR PROGRAM	-
NEIGHBORHOOD SERVICES	REPAIR AFFAIR PROGRAM	-
NEIGHBORHOOD SERVICES	HOME BUYER PROGRAM	-
NEIGHBORHOOD SERVICES	GENERAL	740
LIBRARY & LEARNING CENTER	GENERAL	3,429
RECREATION CENTER	GENERAL	1,547
CITY EVENTS	KEEP BALCH SPRINGS BEAUTIFUL	409
CITY EVENTS	BACK TO SCHOOL BASH	2,060
CITY EVENTS	CHRISTMAS PARADE & EVENTS	607
Total Donation Accounts		37,232

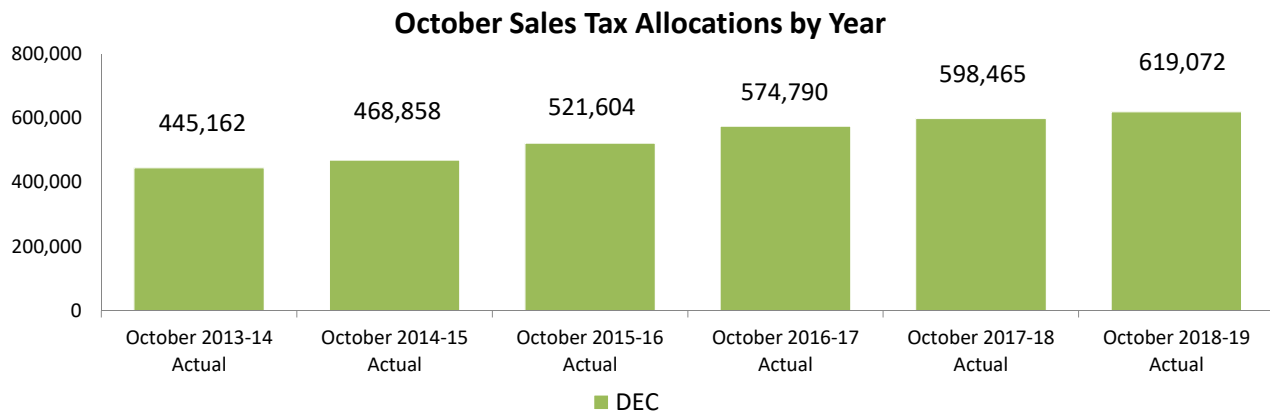
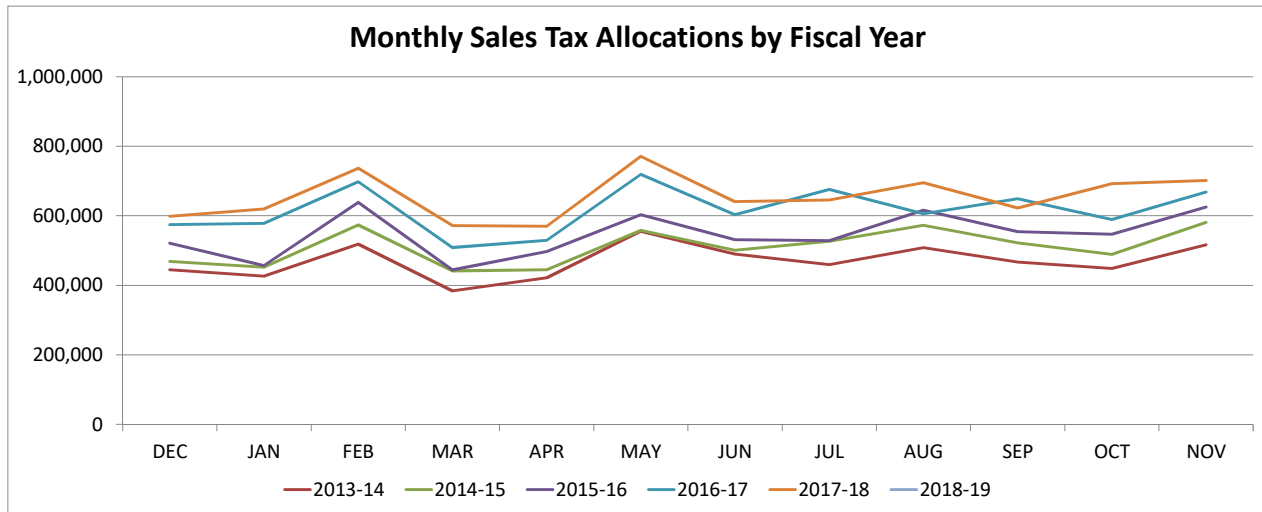
City of Balch Springs, Texas
Grant Fund

11/30/2018

Department Description	Program Description	Balance
<u>Federal Funds:</u> *		
POLICE DEPARTMENT	BULLETPROOF VESTS	3,048
CODE ENFORCEMENT	CDBG	10,619
Total Federal Funds		13,667
<u>State Funds:</u>		
POLICE DEPARTMENT	LAW ENFORCEMENT OFFICER STANDARDS & EDUCATION	10,462
FIRE DEPARTMENT	LAW ENFORCEMENT OFFICER STANDARDS & EDUCATION	1,262
LIBRARY	TEXAS STATE LIBRARY & ARCHIVES COMMISSION	3,377
LIBRARY	TEXAS COMMISSION ON THE ARTS	438
LIBRARY	MISCELLANEOUS	106
NEIGHBORHOOD SERVICES	AMY YOUNG BARRIER REMOVAL PROGRAM	(25)
Total State Funds		15,621
<u>Local Funds:</u>		
POLICE DEPARTMENT	DRIVE SAFE / SAVE OTHERS	892
NEIGHBORHOOD SERVICES	MINOR REPAIR & REHAB	-
NEIGHBORHOOD SERVICES	MISCELLANEOUS	824
Total Local Funds		1,716
Total Grant Funds		31,003

*does not include HUD funds

City of Balch Springs, Texas
 City Council Monthly Financial Report
 Sales Tax Allocation From State



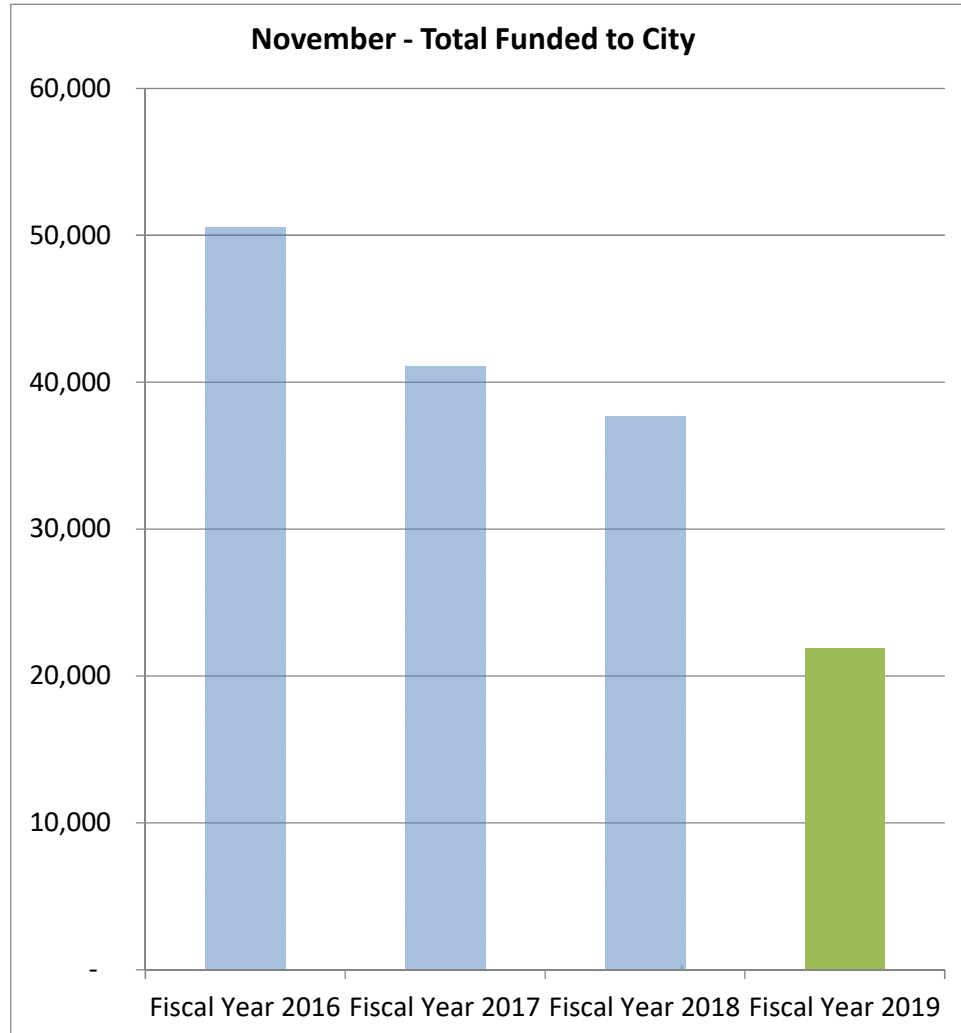
	October 2013-14 Actual	October 2014-15 Actual	October 2015-16 Actual	October 2016-17 Actual	October 2017-18 Actual	October 2018-19 Actual	Change vs Prior Year	YTD % Change
DEC	445,162	468,858	521,604	574,790	598,465	619,072	3.44%	3.44%
JAN	426,091	452,316	456,665	578,350	619,868			
FEB	518,014	573,489	638,381	698,190	736,495			
MAR	384,023	441,418	444,366	508,646	572,069			
APR	421,990	445,057	497,021	529,068	569,979			
MAY	555,457	557,729	603,391	719,104	770,884			
JUN	489,943	501,166	531,496	602,633	640,693			
JUL	459,556	526,917	528,375	675,493	645,258			
AUG	508,277	572,869	615,719	605,896	695,522			
SEP	467,047	522,169	554,241	648,683	622,803			
OCT	448,177	489,241	546,719	589,125	692,478			
NOV	516,483	581,184	624,905	668,349	701,587			
	5,640,220	6,132,413	6,562,883	7,398,326	7,866,100	619,072		

City of Balch Springs, Texas
 City Council Monthly Financial Report
 Redflex Revenue

Funding to City by Month					
	Fiscal Year 2016	Fiscal Year 2017	Fiscal Year 2018	Fiscal Year 2019	Prior Yr % change
OCT	38,209	54,492	53,029	50,542	-5%
NOV	50,529	41,095	37,656	21,873	-42%
DEC	54,283	41,914	36,168	-	
JAN	55,996	40,007	38,741	-	
FEB	63,654	58,220	55,103	-	
MAR	87,469	75,540	68,625	-	
APR	86,953	94,973	45,785	-	
MAY	54,719	39,008	53,896	-	
JUN	41,478	58,248	38,755	-	
JUL	54,026	42,063	41,491	-	
AUG	55,153	46,314	52,544	-	
SEP	69,024	31,594	42,857	-	
Total	711,493	623,469	564,651	72,415	

	November 2017	November 2018	% Change
Funding Allocations			
Revenue from violations	73,504	58,648	-20%
Less: Processing Fees	(2,503)	(2,235)	-11%
Less: Invoices	(33,345)	(34,540)	4%
Total Funded to City	37,656	21,873	-42%
funded as a % of revenue	51.23%	37.30%	
processing fees as a % of revenue	3.41%	3.81%	
invoices as a % of revenue	45.36%	58.89%	

Texas Traffic Code 707.008 (a)(2) "...may be used only to fund traffic safety programs, including pedestrian safety programs, public safety programs, intersection improvements, and traffic enforcement."



City of Balch Springs, Texas
 City Council Monthly Financial Report
 Appendix

Note	Comments
1A	
1B	
1C	
1D	
1E	CivicPlus Annual Fees paid at beginning of FY
1F	
1G	
1H	
1I	
1J	
1K	
1L	CodeRED Extension/Renewal Pmt
1M	
1N	
1O	
1P	
1Q	
1R	
1S	
1T	
1U	
1V	
1W	
1X	
1Y	
1Z	
1AA	
1AB	
1AC	
1AD	
1AE	
1AF	Annual Emergency Reserve Fund Transfer per Ordinance No, 3177-18

City of Balch Springs, Texas
City Council Monthly Financial Report
Appendix

Note	Comments
2A	Property Taxes are due by January 31st of a given fiscal year
2B	
2C	Annual Oncor franchise revenue is received at the end of November of next fiscal year. Usually over \$500k
2D	Received quarterly and annually
2E	Building permit for multi-family apartment complex on 4012 Beltline
2F	CDBG & SRO revenue received quarterly
2G	Fire inspection fees-multi-family apartment complex fire sprinklers
2H	
2I	Interest higher with new bank contract, reinvesting cash into higher interest bearing accounts
2J	Primarily due to credit card fees as more departments are now taking online credit card payments. We also experienced an increase in culvert sales
2K	There is a remaining balance due for Hickory Tree Rd that Dallas County Public Works has not yet invoiced EDC for. Entry is recorded as a capital contribution in the ge
2L	
3A	
3B	
3C	
3D	
3E	
3F	
3G	
3H	Month activity paid the following month
3I	Interest, Leased Equip, Smart Meters Project
3J	
3K	
3L	Month activity paid in the following month
3M	
3N	Month activity paid in the following month
3O	This will normalize as capital projects begin
3P	

City of Balch Springs, Texas
City Council Monthly Financial Report
Appendix

Note	Comments
4A	
4B	
4C	
4D	
4E	Water bill payment domicile collections trending up from prior years
4F	
4G	
4H	
4I	water penalties trend higher at the beginning of the fiscal year - could be attributed to the water rate increase on 10/1
4J	slight increase in accounts on disconnect status and collection of reconnect fees
4K	In general fund - under fines and fees
4L	A sporadic fee - a service fee that is charged for connecting the public water or wastewater main to the private plumbing. New construction
4M	Mostly due to Rental Registration Program
4N	
4O	
4P	Increased cash in the bank due to lease proceeds from AMI project in FY 2018
4Q	FY16 SRA settlement credits for rate year 2015 (litigation between SRA and DWU)
4R	
4S	
4T	Increased credit card usage as more departments now taking online payments. Now taking american express payments also
4U	
4V	
4W	
4X	
4Y	
4Z	
4AA	
4AB	
4AC	
4AD	
4AE	
4AF	
4AG	
4AH	

City of Balch Springs, Texas
City Council Monthly Financial Report
Appendix

Note	Comments
5A	
5B	
5C	
5D	
5E	
5F	
5G	