

CITY OF BALCH SPRINGS, TEXAS



City Council's Monthly Financial Report Fiscal Year 2019 For month ended 02/28/2019 as of 04/13/2019 07:38 PM

City of Balch Springs, Texas
City Council's Monthly Financial Report

Table of Contents

Description	Page
<i>Fund Balance Report</i>	3
<i>General Fund Expenditures by Department</i>	4
<i>General Fund Revenues by Class</i>	5
<i>Enterprise Funds Expenditures by Department</i>	6
<i>Enterprise Funds Revenues</i>	7
<i>Component Units Expenditures by Department</i>	8
<i>Donation Fund</i>	9
<i>Grant Fund</i>	10
<i>Sales Tax Analysis</i>	11
<i>Redflex Analysis</i>	12
<i>Appendix</i>	13

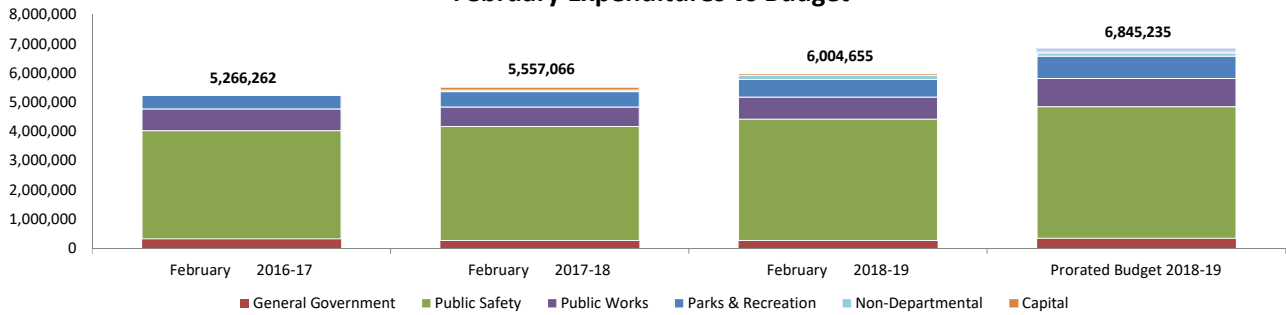
City of Balch Springs, Texas
Fund Balance Report
All Funds
For month ended 02/28/2019

Fund #	Fund Name	2019 Beginning Fund Bal [^]	YTD REV	YTD EXP	Net	Curr Fund Bal
10	GENERAL FUND	2,456,207	10,065,400	6,004,655	4,060,745	6,516,952
76	WATER FUND	10,992,953	2,408,249	2,563,708	(155,458)	10,837,495
77	WASTE WATER FUND	9,053,672	1,789,906	1,346,474	443,432	9,497,104
78	SOLID WASTE FUND	407,214	1,287,725	1,002,316	285,409	692,623
	Total Utility Funds	20,453,840	5,485,880	4,912,498	573,382	21,027,222
50	DEBT SERVICE FUND	247,776	624,240	76,838	547,402	795,179
52	EDC TYPE A DEBT SERVICE	86,595	116,843	60,914	55,929	142,524
53	EDC TYPE B DEBT SERVICE	280,843	1,766	-	1,766	282,608
54	TAX INCREMENT FUND DEBT SERVICE	-	-	-	-	-
	Total Debt Service Funds	615,214	742,848	137,751	605,097	1,220,311
20	SECTION 8	7,032	245,055	251,416	(6,360)	672
12	EDC TYPE A	1,423,788	422,786	292,254	130,532	1,554,320
12	LESS: Reserved for Hickory Rd					(140,368)
12	NET AVAILABLE : EDC TYPE A					1,413,952
13	EDC TYPE B	1,135,802	431,267	232,814	198,452	1,334,255
	Total Economic Development	2,559,590	854,052	525,068	328,984	2,748,207
21	MUNI COURT BUILDING SECURITY	48,727	6,009	-	6,009	54,736
22	MUNI COURT TECHNOLOGY	55,837	7,967	18,631	(10,664)	45,173
23	MUNI COURT JUVENILE CASE MGT	71,238	10,517	434	10,083	81,320
24	HOTEL OCCUPANCY TAX	234,755	25,373	38,064	(12,691)	222,063
27	EMERGENCY MGT RESERVE FUND	-	26,779	-	26,779	26,779
28	GRANTS	31,207	13,974	22,441	(8,467)	22,740
29	DONATION FUND	37,138	17,971	12,239	5,732	42,870
30	TAX INCREMENT FUND (TIF)	-	-	-	-	-
40	STATE CH 59 LAW ENFORCEMENT	34,250	7,112	2,842	4,270	38,520
41	DEPARTMENT OF JUSTICE GRANTS	244	37	-	37	281
42	CHAP 683 ABANDONED VEHICLES	102,741	27,270	-	27,270	130,011
44	US TREASURY FORFEITURES	134,661	64,667	6,747	57,921	192,581
46	DEPT OF JUSTICE FORFEITURES	31,294	15,764	-	15,764	47,058
48	RED LIGHT CAMERA FUND ^^	1,360	144,377	74,526	69,851	71,211
61	CAPITAL PROJECTS FUND	-	-	-	-	-
62	EDC TYPE A CAPITAL PROJECTS	1,103,253	1,566,688	-	1,566,688	2,669,940
72	STREET MAINTENANCE FUND	1,889,622	412,682	71,175	341,507	2,231,129
	Total Special Revenue Funds	3,776,325	2,347,186	247,099	2,100,087	5,876,412
	Grand Total All Funds	29,868,208	19,740,422	12,078,486	7,661,936	37,389,776

[^] Unaudited numbers

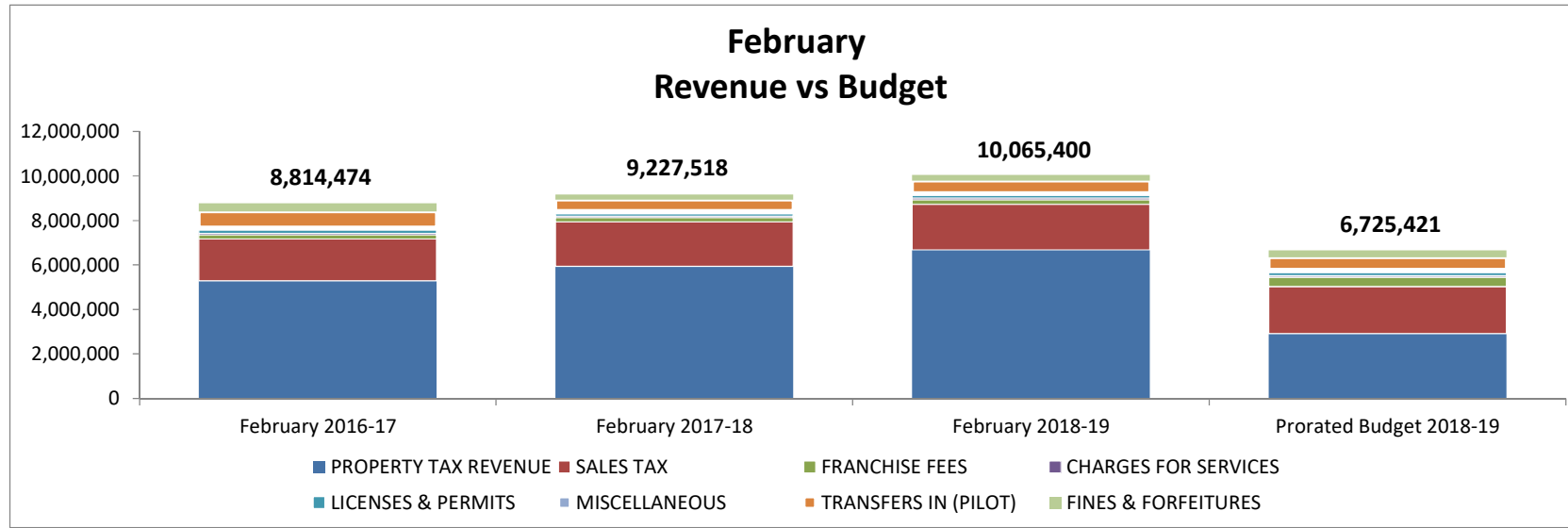
^{^^} Funds governed by laws - payment made to state at fiscal year end.
Revenue received in the following month

February Expenditures vs Budget



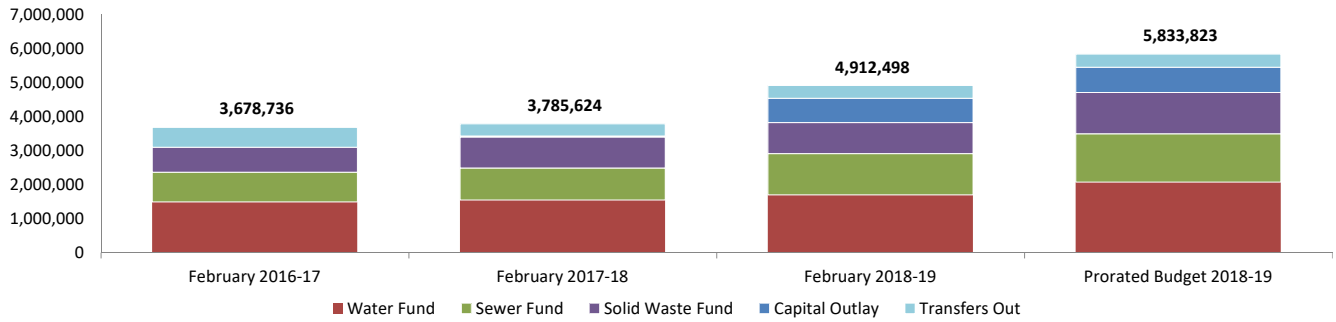
Dept No.	Department Desc	February 2016-17	February 2017-18	February 2018-19	Prorated Budget 2018-19	Variance 2018-19	% Variance 2018-19	Notes
General Government								
12	CITY SECRETARY	87,891	85,286	83,932	131,759	(47,827)	-36.30%	
13	CITY ATTORNEY	37,867	34,000	38,000	41,667	(3,667)	-8.80%	
14	CITY COUNCIL	29,284	38,809	38,866	50,221	(11,355)	-22.61%	
16	HUMAN RESOURCES	131,631	91,399	82,283	92,819	(10,536)	-11.35%	
18	INFORMATION TECH	42,372	28,427	33,987	33,358	629	1.89%	
	General Government Total	329,045	277,921	277,068	349,823			
Public Safety								
21	POLICE	1,889,183	2,025,421	2,156,185	2,413,828	(257,643)	-10.67%	1F
22	FIRE	1,434,340	1,497,975	1,611,318	1,648,938	(37,620)	-2.28%	
23	CITY MARSHAL	123,208	130,280	136,331	154,562	(18,231)	-11.80%	
24	MUNICIPAL COURT	139,233	128,780	141,095	158,845	(17,749)	-11.17%	
25	ANIMAL CONTROL	69,231	69,668	77,619	94,108	(16,489)	-17.52%	
26	CIVIL SERVICE	884	-	177	1,708	(1,531)	-89.64%	
27	EMERGENCY MANAGEMENT	41,882	40,809	23,663	29,429	(5,766)	-19.59%	
	Public Safety Total	3,697,961	3,892,933	4,146,387	4,501,418			
Public Works								
90	PUBLIC WORKS	-	-	-	-	-	0.00%	
31	STREETS & DRAINAGE	181,257	123,072	151,272	207,648	(56,376)	-27.15%	
32	PLANNING	119,499	103,738	116,577	141,024	(24,448)	-17.34%	
33	NEIGHBORHOOD SERVICES	27,433	5,560	38,050	48,468	(10,418)	-21.50%	
34	CONSTRUCTION MGMT	2,915	-	-	6,250	(6,250)	-100.00%	
35	GIS (GEOGRAPHIC INFO SYS)	27,665	27,001	35,368	40,352	(4,984)	-12.35%	
36	BUILDING INSPECTIONS	98,683	117,917	112,635	159,848	(47,213)	-29.54%	
37	BUILDING MAINTENANCE	182,379	177,870	179,413	220,155	(40,742)	-18.51%	
38	CODE ENFORCEMENT	47,840	41,117	36,517	65,830	(29,312)	-44.53%	
39	FLEET SERVICES	52,540	73,721	86,778	75,075	11,702	15.59%	1V
	Public Works Total	740,211	669,998	756,610	964,651			
Parks & Recreation								
40	PARKS MAINTENANCE	43,433	55,716	48,694	95,685	(46,990)	-49.11%	
41	MOWING	143,593	135,874	170,342	203,726	(33,384)	-16.39%	
42	CIVIC CENTER	2,771	2,171	2,386	3,017	(631)	-20.90%	
43	LIBRARY & LEARNING CENTER	141,898	167,783	170,879	204,692	(33,813)	-16.52%	
44	RECREATION CENTER	72,513	87,313	129,457	169,638	(40,181)	-23.69%	
45	SENIOR CENTER	46,942	45,936	49,344	51,931	(2,587)	-4.98%	
46	COMMUNITY EVENTS	11,956	29,491	23,572	35,172	(11,600)	-32.98%	1AC
	Parks & Recreation Total	463,106	524,286	594,673	763,860			
Non-Departmental								
15	GENERAL ITEMS	27,439	49,363	146,007	109,746	36,261	33.04%	1AD
	Non-Departmental Total	27,439	49,363	146,007	109,746			
Capital								
81	CAPITAL OUTLAY	8,500	101,732	57,306	145,321	(88,015)	-60.57%	1AE
	Capital Outlay Total	8,500	101,732	57,306	145,321			
Transfers Out								
91	TRANSFERS OUT	-	40,833	26,603	10,417	16,187	155.39%	1AF
	Transfers Out Total	-	40,833	26,603	10,417			
	Grand Total	5,266,262	5,557,066	6,004,655	6,845,235			

City of Balch Springs, Texas
 City Council Monthly Financial Report
 General Fund Revenues



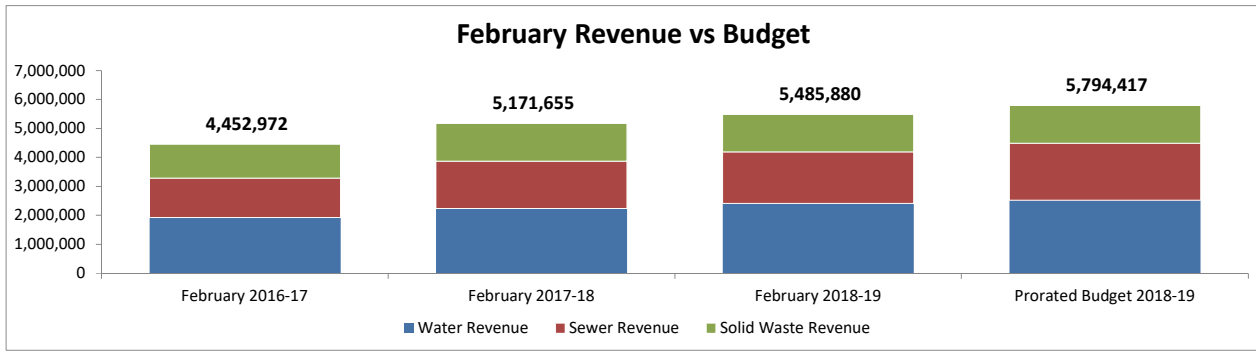
Revenue Type	February 2016-17	February 2017-18	February 2018-19	Prorated Budget 2018-19	Variance 2018-19	% Variance 2018-19	Notes
PROPERTY TAX REVENUE	5,280,304	5,935,388	6,674,389	2,915,833	3,758,555	128.90%	2A
SALES TAX	1,889,346	2,002,703	2,059,523	2,108,333	(48,810)	-2.32%	
FRANCHISE FEES	186,534	194,104	197,133	420,833	(223,700)	-53.16%	2C
OTHER TAXES	19,183	2,326	2,510	16,667	(14,157)	-84.94%	2D
LICENSES & PERMITS	187,236	145,803	163,635	180,208	(16,573)	-9.20%	
INTERGOVERNMENTAL REVENUE	30,826	60,414	12,374	58,167	(45,793)	-78.73%	2F
CHARGES FOR SERVICES	67,558	65,393	84,275	75,708	8,567	11.32%	2G
FINES & FORFEITURES	360,558	236,842	260,112	306,250	(46,138)	-15.07%	
Total Major Revenue	8,021,546	8,642,972	9,453,950	6,082,000			
Miscellaneous							
INTEREST EARNED	1,242	9,792	21,079	9,167	11,912	129.95%	2I
MISCELLANEOUS REVENUES	20,139	10,243	20,143	7,625	12,518	164.17%	2J
OTHER FINANCING SOURCES/(USES)	61,967	77,560	29,945	75,071	(45,126)	-60.11%	2K
Total Miscellaneous Revenue	83,348	97,595	71,167	91,863			
Transfers							
TRANSFERS IN (PILOT)	709,581	486,951	540,284	551,558	(11,274)	-2.04%	
Grand Total	8,814,474	9,227,518	10,065,400	6,725,421			

February Expenses vs Budget



Dept No.	Department Desc	February 2016-17	February 2017-18	February 2018-19	Prorated Budget 2018-19	Variance 2018-19	% Variance 2018-19	Notes
Water Fund								
11	CITY MANAGER	108,737	121,098	123,153	128,033	(4,880)	-3.81%	
15	UTILITY FINANCE	128,074	116,360	228,009	272,964	(44,955)	-16.47%	
17	UTILITY BILLING	181,837	194,591	161,975	210,458	(48,483)	-23.04%	
18	UTILITY METER SERVICES	74,909	87,907	84,810	103,502	(18,692)	-18.06%	
19	UTILITY COMPUTERS	58,408	56,108	54,007	68,813	(14,806)	-21.52%	
71	WATER ADMINISTRATION	115,547	128,421	118,852	164,643	(45,791)	-27.81%	
72	WATER DISTRIBUTION	221,126	233,614	256,081	310,276	(54,195)	-17.47%	
79	WATER WHOLESALE PURCHASES	498,605	517,376	547,919	712,500	(164,581)	-23.10%	3H
61	WATER DEBT SERVICE	99,177	85,961	119,659	97,932	21,727	22.19%	3I
	Water Fund Total	1,486,420	1,541,437	1,694,463	2,069,120			
Sewer Fund								
75	SEWER COLLECTION	179,150	211,998	239,119	291,641	(52,522)	-18.01%	
76	SITE RESTORATION	133,332	153,406	132,880	216,100	(83,220)	-38.51%	
79	SEWER WHOLESALE COSTS	561,657	584,274	846,813	918,750	(71,937)	-7.83%	3L
	Sewer Fund Total	874,139	949,678	1,218,811	1,426,490			
Solid Waste Fund								
78	SOLID WASTE MAINTENANCE	37,324	37,014	42,199	52,071	(9,871)	-18.96%	
79	SOLID WASTE WHOLESALE COSTS	696,273	869,120	869,977	1,155,833	(285,857)	-24.73%	3N
	Solid Waste Total	733,596	906,134	912,176	1,207,904			
Capital Outlay								
81	CAPITAL OUTLAY	-	26,425	709,263	751,250	(41,987)	-5.59%	
	Capital Outlay Total	-	26,425	709,263	751,250			
Transfers Out								
91	TRANSFER OUT (PILOT)	584,581	361,951	377,784	379,058	(1,274)	-0.34%	
	Transfers Out Total	584,581	361,951	377,784	379,058			
	Grand Total	3,678,736	3,785,624	4,912,498	5,833,823			

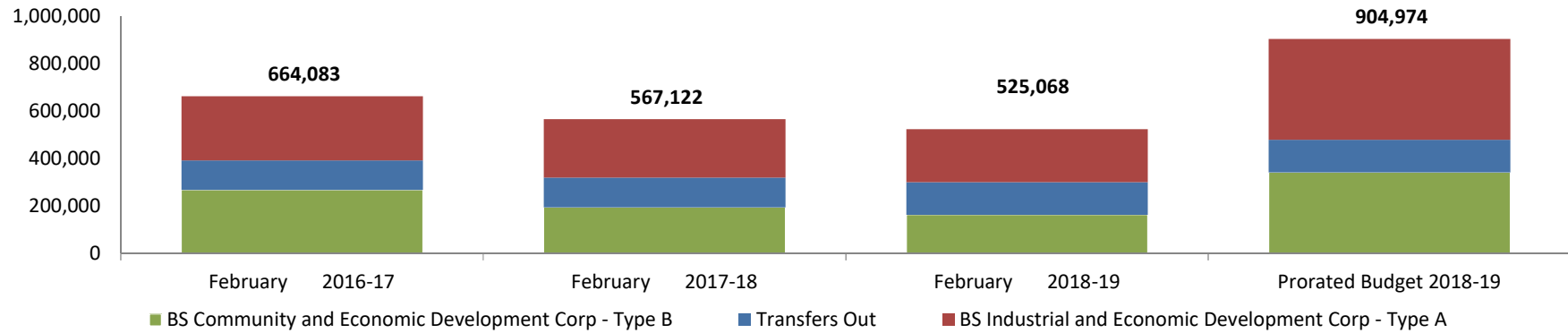
City of Balch Springs, Texas
 City Council Monthly Financial Report
 Enterprise Fund Revenues



Revenue Type	February 2016-17	February 2017-18	February 2018-19	Prorated Budget 2018-19	Variance 2018-19	% Variance 2018-19	Notes
Water Revenue							
WATER SERVICE	1,579,231	1,814,294	1,923,789	2,182,500	(258,711)	-11.85%	
WATER ACTIVATION FEE	47,630	49,810	13,035	20,833	(7,798)	-37.43%	
WATER BACKFLOW REGIST/INSPECT	49,680	70,184	63,475	54,167	9,308	17.18%	
WATER CUST SERV INSPECTION FEE	3,000	1,700	1,300	1,250	50	4.00%	
WATER FIELD COLLECTION FEES	42	77	231	83	148	177.20%	4E
WATER METER AND SET FEES	3,657	410	-	1,250	(1,250)	-100.00%	
WATER METER TAMPER FEES	2,950	4,375	1,950	3,333	(1,383)	-41.50%	
WATER TRANSFER SERVICE FEE	100	125	175	208	(33)	-16.00%	
WATER PENALTIES	98,940	104,055	100,954	89,583	11,370	12.69%	4I
WATER RECONNECT FEES	25,073	35,328	46,070	29,167	16,903	57.95%	4J
CODE ENFORCEMENT FEES	-	-	-	-	-	0.00%	4K
TAP FEES	250	28,550	15,150	20,833	(5,683)	-27.28%	4L
TEMPORARY SERVICE FEES	2,290	3,070	2,415	2,083	332	15.92%	4M
PRO RATA FEES	17,250	-	3,883	-	3,883	0.00%	
NSF CHECK FEES	2,240	2,205	2,485	2,083	402	19.28%	
INTEREST EARNED	6,708	22,253	37,336	16,667	20,669	124.02%	4P
MISCELLANEOUS REVENUES	1,378	1,462	87,910	833	87,077	10449.20%	4Q
BAD DEBT COLLECTIONS	368	193	-	833	(833)	-100.00%	
CASH OVER/SHORT	(1,331)	(2,001)	(227)	-	(227)	0.00%	
CREDIT CARD FEES	45,658	53,608	54,422	47,917	6,506	13.58%	4T
DISCOUNTS TAKEN	-	-	-	-	-	0.00%	
CELL TOWER LEASE REV	40,400	36,891	50,957	50,000	957	1.91%	
SALE OF ASSETS	-	-	-	-	-	0.00%	
SALES OF EQUIP/VEHICLES	-	-	-	-	-	0.00%	
GENERAL REFUND	-	8,292	2,939	-	2,939	0.00%	
CONTRIBUTED CAPITAL	-	-	-	-	-	0.00%	
Total Water Revenue	1,925,512	2,234,880	2,408,249	2,523,625			
Sewer Revenue							
GREASE HAULER REGIST/INSPEC	-	2,400	3,350	1,250	2,100	168.00%	
SEWER SERVICE	1,325,945	1,599,868	1,739,708	1,935,000	(195,292)	-10.09%	
SEWER SURCHARGE	32,198	35,610	44,592	31,250	13,342	42.69%	4AB
TAP FEES	-	-	-	-	-	0.00%	
INTEREST EARNED	-	-	853	-	853	0.00%	
MISCELLANEOUS REVENUES	2,200	-	-	417	(417)	-100.00%	
GENERAL REFUND	-	3,962	1,404	-	1,404	0.00%	4AE
Total Sewer Revenue	1,360,343	1,641,840	1,789,906	1,967,917			
Solid Waste Revenue							
TRASH SERVICE RESIDENTIAL	558,523	598,751	621,988	612,500	9,488	1.55%	
TRASH SERVICE COMMERCIAL	443,473	487,926	511,998	502,083	9,915	1.97%	
TRASH SERVICE ROLLOFF	160,786	204,004	148,234	183,333	(35,099)	-19.14%	
TRASH SERVICE BULK PICKUP	3,960	3,622	4,675	4,167	508	12.20%	
INTEREST EARNED	-	222	419	-	419	0.00%	
MISCELLANEOUS REVENUES	-	-	-	417	(417)	-100.00%	
DISCOUNTS TAKEN	375	410	410	375	35	9.40%	
Total Solid Waste Revenue	1,167,117	1,294,935	1,287,725	1,302,875			
Grand Total	4,452,972	5,171,655	5,485,880	5,794,417			

City of Balch Springs, Texas
 City Council Monthly Financial Report
 Component Units Expenses

February Expenses vs Budget



Dept No.	Department Desc	February 2016-17	February 2017-18	February 2018-19	Prorated Budget 2018-19	Variance 2018-19	% Variance 2018-19	Notes
BS Industrial and Economic Development Corp - Type A								
11	EDC TYPE A ADMINISTRATION	133,054	73,199	67,906	114,385	(46,479)	-40.63%	
51	EDC TYPE A ECON DEVELOPMENT	31,883	12,042	26,229	108,750	(82,521)	-75.88%	
91	TRANSFERS OUT	105,828	161,252	129,369	201,686	(72,317)	-35.86%	
	Type A Total	270,765	246,493	223,504	424,822			
BS Community and Economic Development Corp - Type B								
11	EDC TYPE B ADMINISTRATION	115,238	60,409	66,010	97,239	(31,229)	-32.12%	
51	EDC TYPE B ECON DEVELOPMENT	72,063	62,745	85,654	196,497	(110,843)	-56.41%	
91	TRANSFERS OUT	81,018	72,475	12,400	48,917	(36,517)	-74.65%	
	Type B Total	268,319	195,629	164,064	342,653			
Transfers Out								
	TRANSFERS TO GENERAL FUND	125,000	125,000	137,500	137,500	-	0.00%	
	Grand Total	664,083	567,122	525,068	904,974			

City of Balch Springs, Texas

Donation Fund

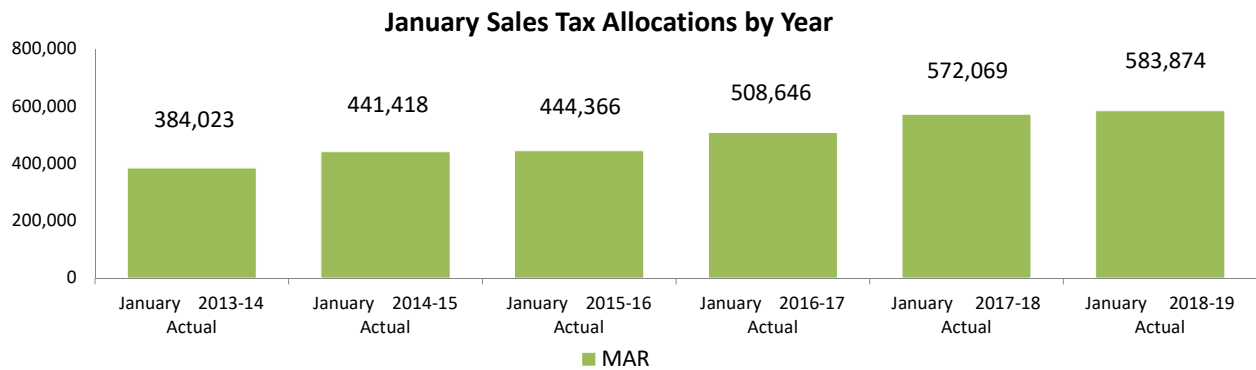
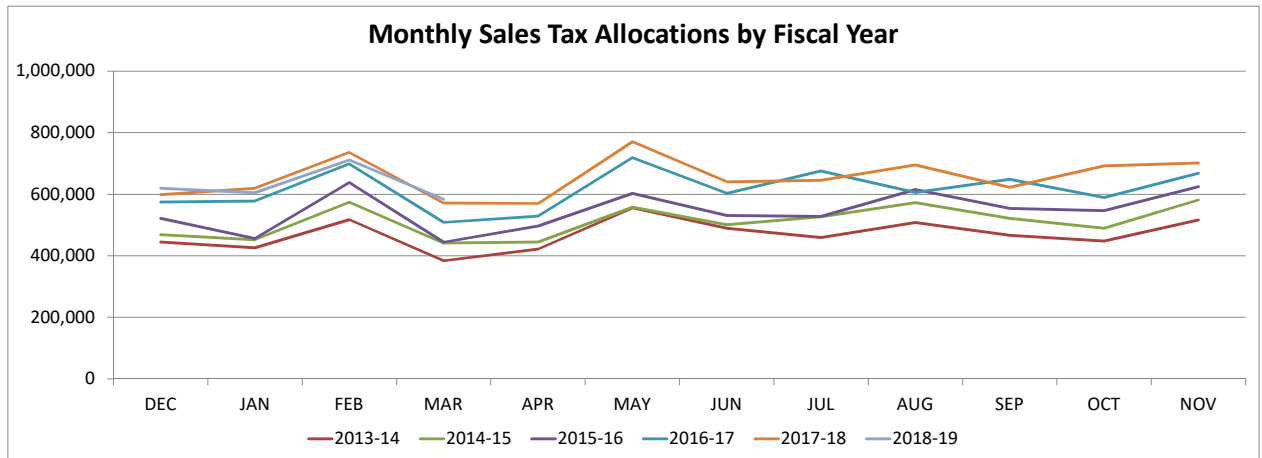
02/28/2019

Department Description	Program Description	Balance
<u>Donation Funds:</u>		
NON-DEPARTMENTAL	EMPLOYEES	3,711
POLICE DEPARTMENT	GENERAL	9,493
POLICE DEPARTMENT	CRIME PREVENTION	1,948
POLICE DEPARTMENT	EXPLORER PROGRAM	1,544
POLICE DEPARTMENT	K-9 UNIT	3,151
POLICE DEPARTMENT	SANTA COP	9,593
FIRE DEPARTMENT	GENERAL	1,195
ANIMAL SERVICES	GENERAL	4,156
NEIGHBORHOOD SERVICES	COMMUNITY DEVELOPMENT	740
LIBRARY & LEARNING CENTER	GENERAL	2,707
RECREATION CENTER	GENERAL	1,547
CITY EVENTS	KEEP BALCH SPRINGS BEAUTIFUL	409
CITY EVENTS	BACK TO SCHOOL BASH	2,060
CITY EVENTS	CHRISTMAS PARADE & EVENTS	607
Total Donation Accounts		<u>42,861</u>

City of Balch Springs, Texas
Grant Fund

02/28/2019

Department Description	Program Description	Balance
<u>Federal Funds:</u> *		
POLICE DEPARTMENT	BULLETPROOF VESTS	4,178
CODE ENFORCEMENT	CDBG	10,619
Total Federal Funds		14,797
<u>State Funds:</u>		
POLICE DEPARTMENT	LAW ENFORCEMENT OFFICER STANDARDS & EDUCATION	13,487
FIRE DEPARTMENT	LAW ENFORCEMENT OFFICER STANDARDS & EDUCATION	2,058
LIBRARY	TEXAS STATE LIBRARY & ARCHIVES COMMISSION^	(8,868)
LIBRARY	TEXAS COMMISSION ON THE ARTS	438
LIBRARY	MISCELLANEOUS	106
NEIGHBORHOOD SERVICES	AMY YOUNG BARRIER REMOVAL PROGRAM^	(25)
Total State Funds		7,196
<u>Local Funds:</u>		
POLICE DEPARTMENT	DRIVE SAFE / SAVE OTHERS	-
NEIGHBORHOOD SERVICES	COMMUNITY DEVELOPMENT	674
Total Local Funds		674
*does not include HUD funds		
^reimbursement grant		
Total Grant Funds		22,667



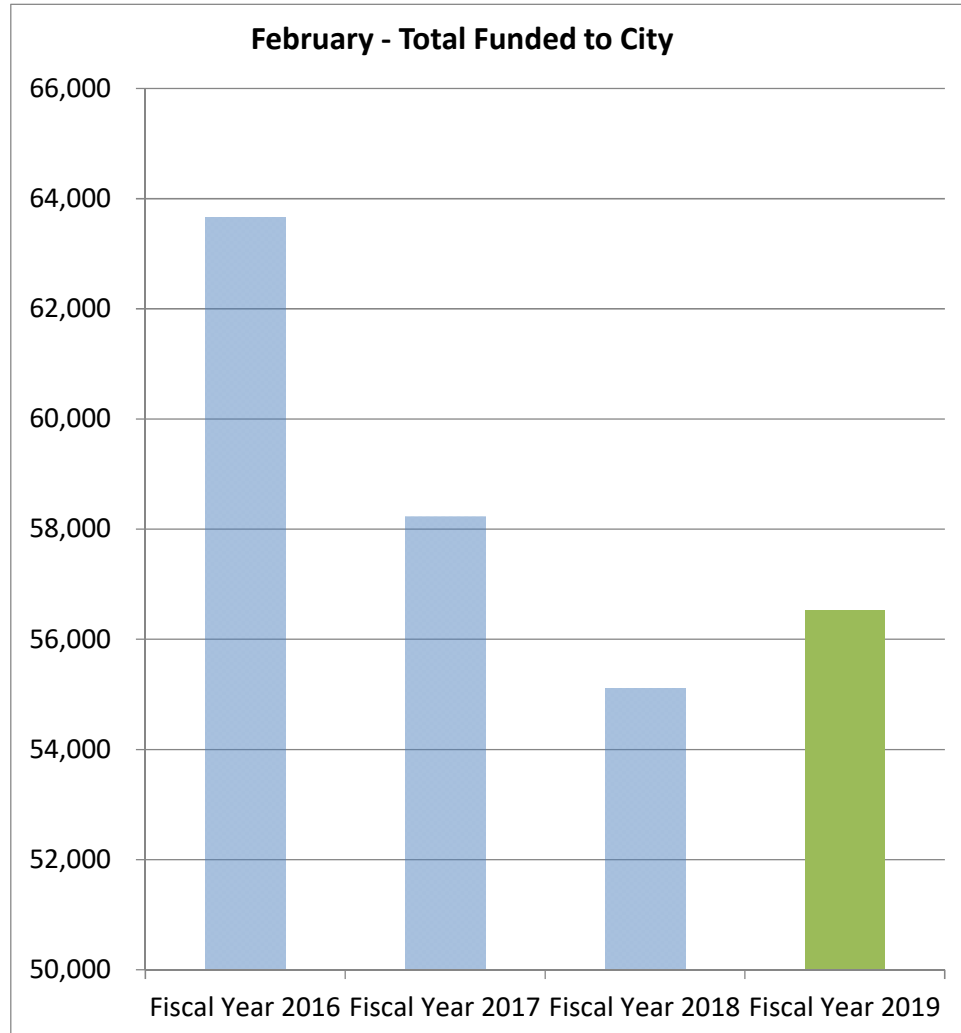
	January 2013-14 Actual	January 2014-15 Actual	January 2015-16 Actual	January 2016-17 Actual	January 2017-18 Actual	January 2018-19 Actual	Change vs Prior Year	YTD % Change
DEC	445,162	468,858	521,604	574,790	598,465	619,072	3.44%	3.44%
JAN	426,091	452,316	456,665	578,350	619,868	605,313	-2.35%	0.50%
FEB	518,014	573,489	638,381	698,190	736,495	711,591	-3.38%	-0.96%
MAR	384,023	441,418	444,366	508,646	572,069	583,874	2.06%	-0.28%
APR	421,990	445,057	497,021	529,068	569,979			
MAY	555,457	557,729	603,391	719,104	770,884			
JUN	489,943	501,166	531,496	602,633	640,693			
JUL	459,556	526,917	528,375	675,493	645,258			
AUG	508,277	572,869	615,719	605,896	695,522			
SEP	467,047	522,169	554,241	648,683	622,803			
OCT	448,177	489,241	546,719	589,125	692,478			
NOV	516,483	581,184	624,905	668,349	701,587			
	5,640,220	6,132,413	6,562,883	7,398,326	7,866,100	2,519,852		

City of Balch Springs, Texas
 City Council Monthly Financial Report
 Redflex Revenue

Funding to City by Month					
	Fiscal Year 2016	Fiscal Year 2017	Fiscal Year 2018	Fiscal Year 2019	Prior Yr % change
OCT	38,209	54,492	53,029	50,542	-5%
NOV	50,529	41,095	37,656	21,873	-42%
DEC	54,283	41,914	36,168	27,186	-25%
JAN	55,996	40,007	38,741	44,771	16%
FEB	63,654	58,220	55,103	56,522	3%
MAR	87,469	75,540	68,625	-	
APR	86,953	94,973	45,785	-	
MAY	54,719	39,008	53,896	-	
JUN	41,478	58,248	38,755	-	
JUL	54,026	42,063	41,491	-	
AUG	55,153	46,314	52,544	-	
SEP	69,024	31,594	42,857	-	
Total	711,493	623,469	564,651	200,893	

	February 2018	February 2019	% Change
Funding Allocations			
Revenue from violations	90,782	91,353	1%
Less: Processing Fees	(3,063)	(2,816)	-8%
Less: Invoices	(32,615)	(32,015)	-2%
Total Funded to City	55,103	56,522	3%
funded as a % of revenue	60.70%	61.87%	
processing fees as a % of revenue	3.37%	3.08%	
invoices as a % of revenue	35.93%	35.05%	

Texas Traffic Code 707.008 (a)(2) "...may be used only to fund traffic safety programs, including pedestrian safety programs, public safety programs, intersection improvements, and traffic enforcement."



City of Balch Springs, Texas
 City Council Monthly Financial Report
 Appendix

Note	Comments
1A	
1B	
1C	
1D	
1E	
1F	Salary savings
1G	
1H	
1I	
1J	
1K	
1L	
1M	
1N	
1O	
1P	
1Q	
1R	
1S	
1T	
1U	
1V	Unit#35/WW Collections Engine Replacement
1W	
1X	
1Y	
1Z	
1AA	
1AB	
1AC	Cancelled Christmas Parade
1AD	TML Ins. Allocated Quarterly as Opposed to YE
1AE	Police Vehicles & Equip funded by Prosperity's LOC should be Paid and Reimbursed by Year End
1AF	Annual Emergency Reserve Fund Transfer per Ordinance No, 3177-18

City of Balch Springs, Texas
City Council Monthly Financial Report
Appendix

Note	Comments
2A	Property Taxes are due by January 31st of a given fiscal year
2B	
2C	Annual Oncor franchise revenue is received at the end of November of next fiscal year. Usually over \$500k
2D	Received quarterly and annually
2E	
2F	SRO revenue received quarterly, CDBG moved to Grant Fund
2G	Mostly fire inspection fees & Residential Property Rentals trending up
2H	
2I	Interest higher with new bank contract, reinvesting cash into higher interest bearing accounts
2J	Primarily due to credit card fees as more departments are now taking online credit card payments. Citibank Annual CC rebate received.
2K	There is a remaining balance due for Hickory Tree Rd that Dallas County Public Works has not yet invoiced EDC for. Entry is recorded as a capital contribution in the ger
2L	
3A	
3B	
3C	
3D	
3E	
3F	
3G	
3H	Month activity paid the following month
3I	Interest for 2016 water bond due in March & Sept
3J	
3K	
3L	Month activity paid in the following month
3M	
3N	Month activity paid in the following month
3O	
3P	

City of Balch Springs, Texas
City Council Monthly Financial Report
Appendix

Note	Comments
4A	
4B	
4C	
4D	
4E	Water bill payment domicile collections trending up from prior years
4F	
4G	
4H	
4I	water penalties trend higher at the beginning of the fiscal year - could be attributed to the water rate increase on 10/1
4J	Expected to decrease due to Pay-by-Phone implementation on Jan 22, 2019
4K	In general fund - under fines and fees
4L	A sporadic fee - a service fee that is charged for connecting the public water or wastewater main to the private plumbing. New construction
4M	Mostly due to Rental Registration Program
4N	
4O	
4P	Increased cash in the bank due to lease proceeds from AMI project in FY 2018
4Q	FY16 SRA settlement credits for rate year 2015 (litigation between SRA and DWU)
4R	
4S	
4T	Increased credit card usage as more departments now taking online payments. Now taking american express payments also.
4U	
4V	
4W	
4X	
4Y	
4Z	
4AA	
4AB	
4AC	
4AD	Industrial surcharge for excessive concentration
4AE	
4AF	
4AG	
4AH	

City of Balch Springs, Texas
City Council Monthly Financial Report
Appendix

Note	Comments
5A	
5B	
5C	
5D	
5E	
5F	
5G	