

CITY OF BALCH SPRINGS, TEXAS



City Council's Monthly Financial Report Fiscal Year 2019 For month ended 03/31/2019 as of 05/09/2019 09:42 AM

City of Balch Springs, Texas
City Council's Monthly Financial Report

Table of Contents

Description	Page
<i>Fund Balance Report</i>	3
<i>General Fund Expenditures by Department</i>	4
<i>General Fund Revenues by Class</i>	5
<i>Enterprise Funds Expenditures by Department</i>	6
<i>Enterprise Funds Revenues</i>	7
<i>Component Units Expenditures by Department</i>	8
<i>Donation Fund</i>	9
<i>Grant Fund</i>	10
<i>Sales Tax Analysis</i>	11
<i>Redflex Analysis</i>	12
<i>Appendix</i>	13

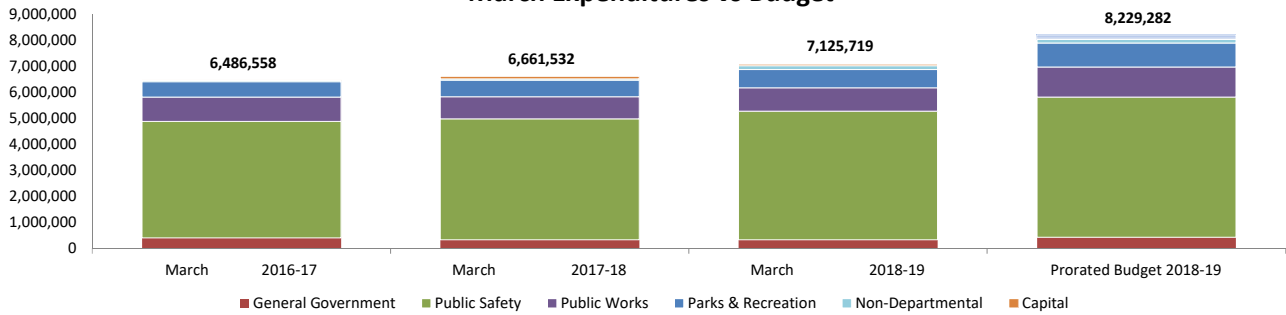
City of Balch Springs, Texas
Fund Balance Report
All Funds
For month ended 03/31/2019

Fund #	Fund Name	2019 Beginning Fund Bal [^]	YTD REV	YTD EXP	Net	Curr Fund Bal
10	GENERAL FUND	2,456,207	10,913,591	7,125,719	3,787,872	6,244,078
76	WATER FUND	10,992,953	2,872,837	2,993,620	(120,782)	10,872,171
77	WASTE WATER FUND	9,053,672	2,128,914	1,609,317	519,597	9,573,269
78	SOLID WASTE FUND	407,214	1,546,774	1,248,429	298,345	705,559
	Total Utility Funds	20,453,840	6,548,525	5,851,366	697,160	21,150,999
50	DEBT SERVICE FUND	247,776	632,082	76,838	555,245	803,021
52	EDC TYPE A DEBT SERVICE	86,595	140,071	60,914	79,157	165,752
53	EDC TYPE B DEBT SERVICE	280,843	2,147	-	2,147	282,990
54	TAX INCREMENT FUND DEBT SERVICE	-	-	-	-	-
	Total Debt Service Funds	615,214	774,300	137,751	636,549	1,251,763
20	SECTION 8	7,032	293,150	301,308	(8,159)	(1,126)
12	EDC TYPE A	1,423,788	495,756	345,887	149,869	1,573,657
12	LESS: Reserved for Hickory Rd					(140,487)
12	NET AVAILABLE : EDC TYPE A					1,433,170
13	EDC TYPE B	1,135,802	503,627	270,312	233,316	1,369,118
	Total Economic Development	2,559,590	999,383	616,199	383,185	2,802,288
21	MUNI COURT BUILDING SECURITY	48,727	7,256	-	7,256	55,983
22	MUNI COURT TECHNOLOGY	55,837	9,636	18,827	(9,191)	46,647
23	MUNI COURT JUVENILE CASE MGT	71,238	12,477	3,300	9,177	80,415
24	HOTEL OCCUPANCY TAX	234,755	32,088	40,104	(8,016)	226,738
27	EMERGENCY MGT RESERVE FUND	-	26,649	-	26,649	26,649
28	GRANTS	31,207	23,950	23,006	944	32,151
29	DONATION FUND	37,138	18,104	14,748	3,357	40,495
30	TAX INCREMENT FUND (TIF)	-	-	-	-	-
40	STATE CH 59 LAW ENFORCEMENT	34,250	10,178	3,667	6,511	40,760
41	DEPARTMENT OF JUSTICE GRANTS	244	45	-	45	289
42	CHAP 683 ABANDONED VEHICLES	102,741	31,540	-	31,540	134,281
44	US TREASURY FORFEITURES	134,661	64,835	6,747	58,089	192,749
46	DEPT OF JUSTICE FORFEITURES	31,294	15,802	-	15,802	47,096
48	RED LIGHT CAMERA FUND ^^	1,360	200,996	86,052	114,943	116,303
61	CAPITAL PROJECTS FUND	-	-	-	-	-
62	EDC TYPE A CAPITAL PROJECTS	1,103,253	1,571,027	-	1,571,027	2,674,280
72	STREET MAINTENANCE FUND	1,889,622	487,314	76,049	411,265	2,300,887
	Total Special Revenue Funds	3,776,325	2,511,897	272,499	2,239,398	6,015,723
	Grand Total All Funds	29,868,208	22,040,847	14,304,842	7,736,005	37,463,726

[^] Unaudited numbers

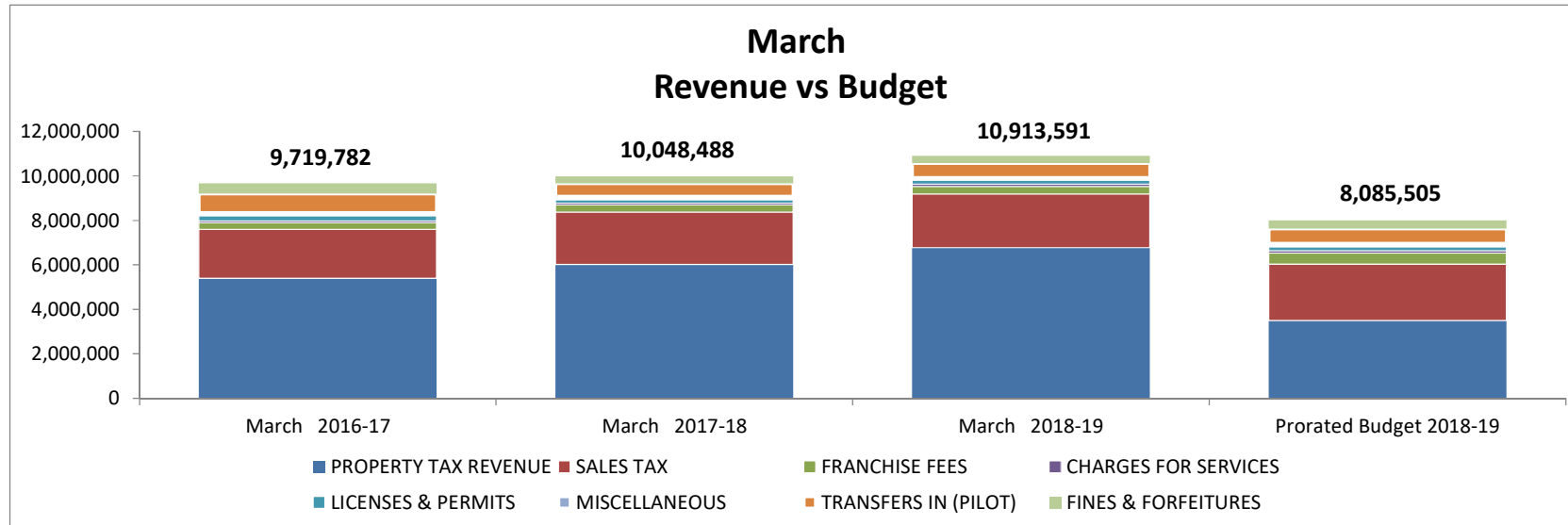
^{^^} Funds governed by laws - payment made to state at fiscal year end.
Revenue received in the following month

March Expenditures vs Budget



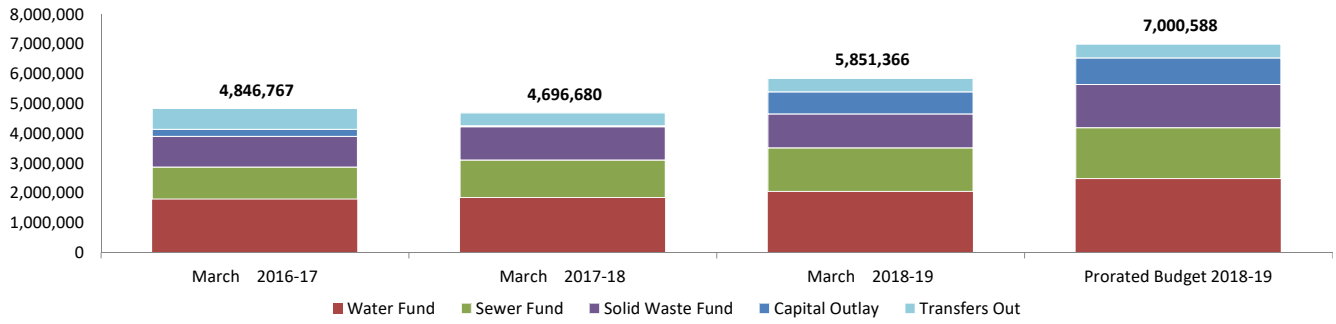
Dept No.	Department Desc	March 2016-17	March 2017-18	March 2018-19	Prorated Budget 2018-19	Variance 2018-19	% Variance 2018-19	Notes
General Government								
12	CITY SECRETARY	110,044	95,281	98,113	158,111	(59,997)	-37.95%	
13	CITY ATTORNEY	46,367	42,500	47,500	57,000	(9,500)	-16.67%	
14	CITY COUNCIL	35,215	46,393	48,775	60,265	(11,490)	-19.07%	
16	HUMAN RESOURCES	154,142	112,743	96,334	111,383	(15,049)	-13.51%	
18	INFORMATION TECH	63,737	29,707	39,685	40,029	(344)	-0.86%	
	General Government Total	409,505	326,623	330,406	426,787			
Public Safety								
21	POLICE	2,299,729	2,434,201	2,596,928	2,896,594	(299,666)	-10.35%	1F
22	FIRE	1,741,118	1,787,461	1,914,074	1,978,725	(64,651)	-3.27%	
23	CITY MARSHAL	144,921	157,265	163,263	185,474	(22,211)	-11.98%	
24	MUNICIPAL COURT	167,587	152,878	162,975	183,614	(20,638)	-11.24%	
25	ANIMAL CONTROL	81,692	85,809	91,902	112,930	(21,028)	-18.62%	
26	CIVIL SERVICE	1,574	-	177	2,050	(1,873)	-91.37%	
27	EMERGENCY MANAGEMENT	45,951	44,491	24,980	35,465	(10,485)	-29.57%	
	Public Safety Total	4,482,572	4,662,104	4,954,300	5,394,851			
Public Works								
90	PUBLIC WORKS	-	-	-	-	-	0.00%	
31	STREETS & DRAINAGE	254,735	169,012	183,586	239,178	(55,591)	-23.24%	
32	PLANNING	147,566	126,129	139,613	159,229	(19,616)	-12.32%	
33	NEIGHBORHOOD SERVICES	31,483	11,337	45,603	58,162	(12,559)	-21.59%	
34	CONSTRUCTION MGMT	5,060	-	-	27,500	(27,500)	-100.00%	1Q
35	GIS (GEOGRAPHIC INFO SYS)	33,626	34,269	41,912	48,423	(6,511)	-13.45%	
36	BUILDING INSPECTIONS	120,931	141,682	135,497	191,818	(56,321)	-29.36%	
37	BUILDING MAINTENANCE	216,526	227,338	212,773	264,187	(51,413)	-19.46%	
38	CODE ENFORCEMENT	59,405	52,533	43,401	78,996	(35,595)	-45.06%	
39	FLEET SERVICES	65,351	86,252	99,454	90,091	9,363	10.39%	1V
	Public Works Total	934,683	848,552	901,840	1,157,582			
Parks & Recreation								
40	PARKS MAINTENANCE	60,681	65,116	57,088	125,019	(67,931)	-54.34%	
41	MOWING	182,210	167,907	201,155	249,641	(48,486)	-19.42%	
42	CIVIC CENTER	4,305	2,991	2,939	3,620	(681)	-18.80%	
43	LIBRARY & LEARNING CENTER	178,770	204,712	206,130	245,631	(39,501)	-16.08%	
44	RECREATION CENTER	91,067	108,576	152,808	203,566	(50,758)	-24.93%	
45	SENIOR CENTER	56,118	54,932	58,031	62,317	(4,286)	-6.88%	
46	COMMUNITY EVENTS	12,646	30,093	23,572	41,689	(18,116)	-43.46%	1AC
	Parks & Recreation Total	585,797	634,327	701,723	931,482			
Non-Departmental								
15	GENERAL ITEMS	55,662	58,461	146,507	131,696	14,812	11.25%	1AD
	Non-Departmental Total	55,662	58,461	146,507	131,696			
Capital								
81	CAPITAL OUTLAY	18,340	90,632	64,341	174,385	(110,044)	-63.10%	1AE
	Capital Outlay Total	18,340	90,632	64,341	174,385			
Transfers Out								
91	TRANSFERS OUT	-	40,833	26,603	12,500	14,103	112.83%	1AF
	Transfers Out Total	-	40,833	26,603	12,500			
	Grand Total	6,486,558	6,661,532	7,125,719	8,229,282			

City of Balch Springs, Texas
 City Council Monthly Financial Report
 General Fund Revenues



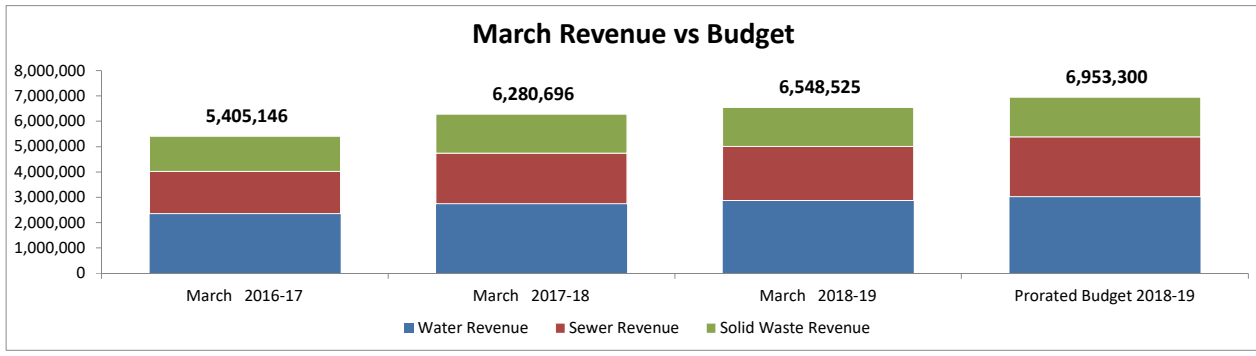
Revenue Type	March 2016-17	March 2017-18	March 2018-19	Prorated Budget 2018-19	Variance 2018-19	% Variance 2018-19	Notes
PROPERTY TAX REVENUE	5,393,835	6,020,438	6,776,893	3,499,000	3,277,893	93.68%	2A
SALES TAX	2,207,250	2,360,246	2,419,462	2,530,000	(110,538)	-4.37%	
FRANCHISE FEES	299,607	318,916	338,008	505,000	(166,992)	-33.07%	2C
OTHER TAXES	19,183	2,326	2,510	20,000	(17,490)	-87.45%	2D
LICENSES & PERMITS	274,687	187,217	206,655	216,250	(9,595)	-4.44%	
INTERGOVERNMENTAL REVENUE	30,826	74,377	12,374	69,800	(57,426)	-82.27%	2F
CHARGES FOR SERVICES	84,685	83,273	109,207	105,850	3,357	3.17%	2G
FINES & FORFEITURES	470,954	306,729	328,085	367,500	(39,415)	-10.73%	
Total Major Revenue	8,781,027	9,353,522	10,193,194	7,313,400			
Miscellaneous							
INTEREST EARNED	1,717	13,258	23,195	11,000	12,195	110.86%	2I
MISCELLANEOUS REVENUES	23,573	13,699	24,661	9,150	15,511	169.52%	2J
OTHER FINANCING SOURCES/(USES)	61,967	78,462	30,455	90,085	(59,630)	-66.19%	2K
Total Miscellaneous Revenue	87,257	105,419	78,311	110,235			
Transfers							
TRANSFERS IN (PILOT)	851,498	589,547	642,086	661,870	(19,784)	-2.99%	
Grand Total	9,719,782	10,048,488	10,913,591	8,085,505			

March Expenses vs Budget



Dept No.	Department Desc	March 2016-17	March 2017-18	March 2018-19	Prorated Budget 2018-19	Variance 2018-19	% Variance 2018-19	Notes
Water Fund								
11	CITY MANAGER	131,581	141,907	143,755	153,640	(9,885)	-6.43%	
15	UTILITY FINANCE	161,641	169,014	277,868	327,557	(49,689)	-15.17%	
17	UTILITY BILLING	219,057	210,925	192,355	252,549	(60,194)	-23.83%	
18	UTILITY METER SERVICES	90,889	103,775	98,303	124,202	(25,899)	-20.85%	
19	UTILITY COMPUTERS	72,390	65,751	62,818	82,576	(19,758)	-23.93%	
71	WATER ADMINISTRATION	133,255	149,430	163,848	197,571	(33,723)	-17.07%	
72	WATER DISTRIBUTION	273,053	283,648	322,035	377,331	(55,296)	-14.65%	
79	WATER WHOLESALE PURCHASES	615,940	647,634	677,702	850,000	(172,298)	-20.27%	3H
61	WATER DEBT SERVICE	97,478	84,268	117,996	117,518	478	0.41%	3I
	Water Fund Total	1,795,285	1,856,353	2,056,680	2,482,944			
Sewer Fund								
75	SEWER COLLECTION	218,723	265,596	274,753	349,969	(75,216)	-21.49%	
76	SITE RESTORATION	163,737	178,275	158,747	259,320	(100,573)	-38.78%	
79	SEWER WHOLESALE COSTS	695,355	809,058	1,024,364	1,102,500	(78,136)	-7.09%	3L
	Sewer Fund Total	1,077,815	1,252,929	1,457,864	1,711,789			
Solid Waste Fund								
78	SOLID WASTE MAINTENANCE	43,839	44,127	48,942	62,485	(13,543)	-21.67%	
79	SOLID WASTE WHOLESALE COSTS	990,885	1,075,909	1,091,215	1,387,000	(295,785)	-21.33%	3N
	Solid Waste Total	1,034,724	1,120,035	1,140,157	1,449,485			
Capital Outlay								
81	CAPITAL OUTLAY	237,445	27,815	744,578	901,500	(156,922)	-17.41%	
	Capital Outlay Total	237,445	27,815	744,578	901,500			
Transfers Out								
91	TRANSFER OUT (PILOT)	701,498	439,547	452,086	454,870	(2,784)	-0.61%	
	Transfers Out Total	701,498	439,547	452,086	454,870			
	Grand Total	4,846,767	4,696,680	5,851,366	7,000,588			

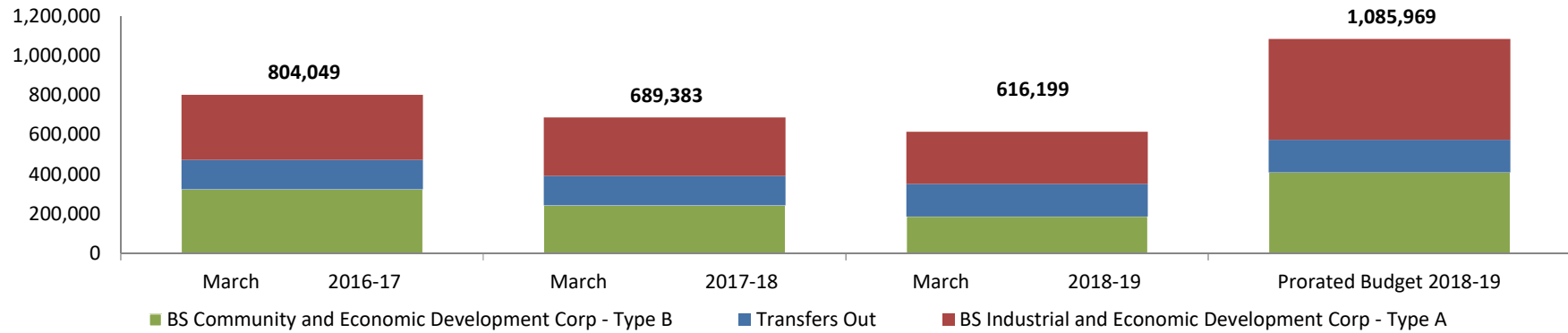
City of Balch Springs, Texas
 City Council Monthly Financial Report
 Enterprise Fund Revenues



Revenue Type	March 2016-17	March 2017-18	March 2018-19	Prorated Budget 2018-19	Variance 2018-19	% Variance 2018-19	Notes
Water Revenue							
WATER SERVICE	1,920,195	2,206,317	2,285,083	2,619,000	(333,917)	-12.75%	
WATER ACTIVATION FEE	63,145	59,085	17,530	25,000	(7,470)	-29.88%	
WATER BACKFLOW REGIST/INSPECT	62,210	89,584	70,800	65,000	5,800	8.92%	
WATER CUST SERV INSPECTION FEE	4,550	1,850	1,400	1,500	(100)	-6.67%	
WATER FIELD COLLECTION FEES	56	91	231	100	131	131.00%	4E
WATER METER AND SET FEES	5,565	2,031	-	1,500	(1,500)	-100.00%	
WATER METER TAMPER FEES	4,100	5,175	2,350	4,000	(1,650)	-41.25%	
WATER TRANSFER SERVICE FEE	150	125	225	250	(25)	-10.00%	
WATER PENALTIES	110,335	116,081	118,769	107,500	11,269	10.48%	4I
WATER RECONNECT FEES	29,073	40,228	51,020	35,000	16,020	45.77%	4J
CODE ENFORCEMENT FEES	-	-	-	-	-	0.00%	4K
TAP FEES	14,850	28,964	43,700	25,000	18,700	74.80%	4L
TEMPORARY SERVICE FEES	3,530	3,805	2,730	2,500	230	9.20%	4M
PRO RATA FEES	26,250	-	3,883	-	3,883	0.00%	
NSF CHECK FEES	2,590	2,590	2,975	2,500	475	19.00%	
INTEREST EARNED	8,504	27,855	48,172	20,000	28,172	140.86%	4P
MISCELLANEOUS REVENUES	1,428	1,919	87,911	1,000	86,911	8691.11%	4Q
BAD DEBT COLLECTIONS	794	193	-	1,000	(1,000)	-100.00%	
CASH OVER/SHORT	(1,301)	(1,892)	(354)	-	(354)	0.00%	
CREDIT CARD FEES	54,883	63,427	67,398	57,500	9,898	17.21%	4T
DISCOUNTS TAKEN	-	-	-	-	-	0.00%	
CELL TOWER LEASE REV	48,204	89,199	66,075	60,000	6,075	10.12%	4V
SALE OF ASSETS	-	-	-	-	-	0.00%	
SALES OF EQUIP/VEHICLES	-	-	-	-	-	0.00%	
GENERAL REFUND	-	8,292	2,939	-	2,939	0.00%	
CONTRIBUTED CAPITAL	-	-	-	-	-	0.00%	
Total Water Revenue	2,359,109	2,744,920	2,872,837	3,028,350			
Sewer Revenue							
GREASE HAULER REGIST/INSPEC	-	2,900	3,350	1,500	1,850	123.33%	
SEWER SERVICE	1,614,605	1,947,523	2,073,759	2,322,000	(248,241)	-10.69%	
SEWER SURCHARGE	40,802	43,633	50,401	37,500	12,901	34.40%	4AC
TAP FEES	-	-	-	-	-	0.00%	
INTEREST EARNED	-	-	-	-	-	0.00%	
MISCELLANEOUS REVENUES	2,200	-	-	500	(500)	-100.00%	
GENERAL REFUND	-	3,962	1,404	-	1,404	0.00%	4AG
Total Sewer Revenue	1,657,607	1,998,018	2,128,914	2,361,500			
Solid Waste Revenue							
TRASH SERVICE RESIDENTIAL	670,905	718,688	747,675	735,000	12,675	1.72%	
TRASH SERVICE COMMERCIAL	532,838	584,607	614,666	602,500	12,166	2.02%	
TRASH SERVICE ROLLOFF	179,158	229,661	178,347	220,000	(41,653)	-18.93%	
TRASH SERVICE BULK PICKUP	5,065	3,992	5,000	5,000	-	0.00%	
INTEREST EARNED	-	304	592	-	592	0.00%	
MISCELLANEOUS REVENUES	-	-	-	500	(500)	-100.00%	
DISCOUNTS TAKEN	462	506	494	450	44	9.84%	
Total Solid Waste Revenue	1,388,429	1,537,759	1,546,774	1,563,450			
Grand Total	5,405,146	6,280,696	6,548,525	6,953,300			

City of Balch Springs, Texas
 City Council Monthly Financial Report
 Component Units Expenses

March Expenses vs Budget



Dept No.	Department Desc	March 2016-17	March 2017-18	March 2018-19	Prorated Budget 2018-19	Variance 2018-19	% Variance 2018-19	Notes
BS Industrial and Economic Development Corp - Type A								
11	EDC TYPE A ADMINISTRATION	167,928	92,684	80,562	137,263	(56,700)	-41.31%	
51	EDC TYPE A ECON DEVELOPMENT	34,092	18,558	30,387	130,500	(100,113)	-76.72%	
91	TRANSFERS OUT	126,993	184,441	152,438	242,024	(89,586)	-37.02%	
	Type A Total	329,013	295,683	263,387	509,786			
BS Community and Economic Development Corp - Type B								
11	EDC TYPE B ADMINISTRATION	145,257	75,760	76,483	116,687	(40,204)	-34.45%	
51	EDC TYPE B ECON DEVELOPMENT	84,257	80,970	98,929	235,796	(136,867)	-58.04%	
91	TRANSFERS OUT	95,521	86,970	12,400	58,700	(46,300)	-78.88%	
	Type B Total	325,035	243,700	187,812	411,183			
Transfers Out								
	TRANSFERS TO GENERAL FUND	150,000	150,000	165,000	165,000	-	0.00%	
	Grand Total	804,049	689,383	616,199	1,085,969			

City of Balch Springs, Texas

Donation Fund

03/31/2019

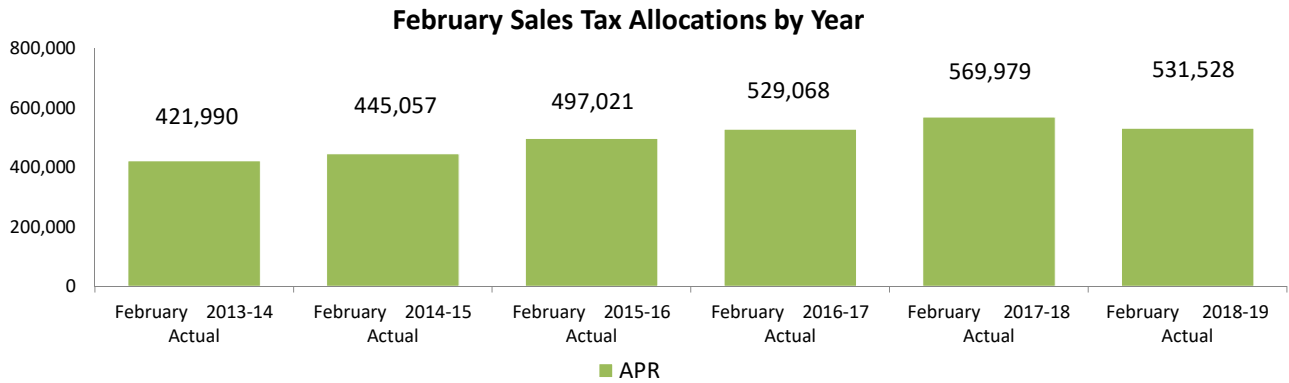
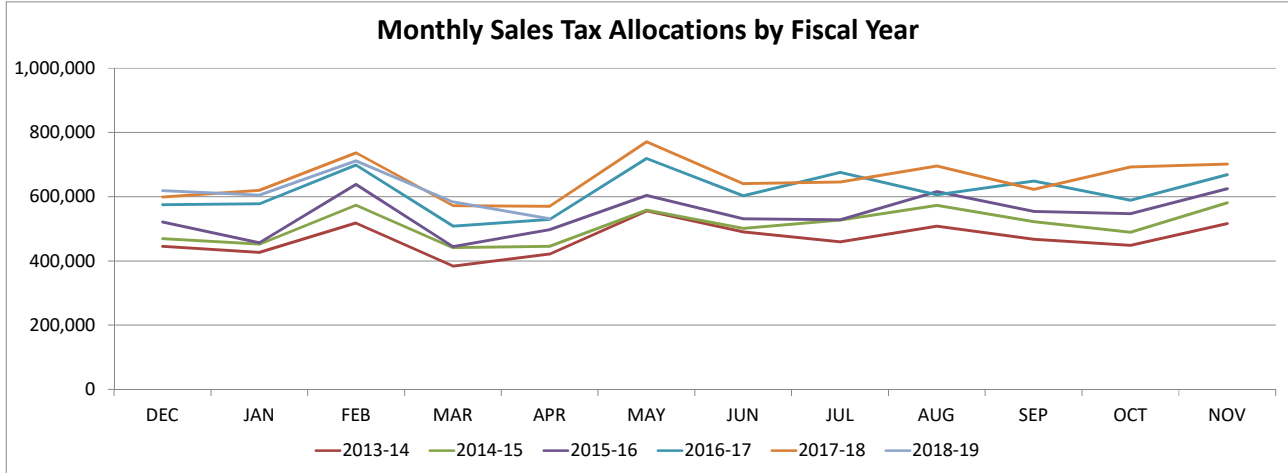
Department Description	Program Description	Balance
<u>Donation Funds:</u>		
NON-DEPARTMENTAL	EMPLOYEES	3,783
POLICE DEPARTMENT	GENERAL	6,984
POLICE DEPARTMENT	CRIME PREVENTION	1,948
POLICE DEPARTMENT	EXPLORER PROGRAM	1,544
POLICE DEPARTMENT	K-9 UNIT	3,151
POLICE DEPARTMENT	SANTA COP	9,593
FIRE DEPARTMENT	GENERAL	1,195
ANIMAL SERVICES	GENERAL	4,156
NEIGHBORHOOD SERVICES	COMMUNITY DEVELOPMENT	740
LIBRARY & LEARNING CENTER	GENERAL	2,707
RECREATION CENTER	GENERAL	1,547
CITY EVENTS	KEEP BALCH SPRINGS BEAUTIFUL	409
CITY EVENTS	BACK TO SCHOOL BASH	2,060
CITY EVENTS	CHRISTMAS PARADE & EVENTS	607
	Total Donation Accounts	<u>40,424</u>

City of Balch Springs, Texas
Grant Fund

03/31/2019

Department Description	Program Description	Balance
<u>Federal Funds:</u> *		
POLICE DEPARTMENT	BULLETPROOF VESTS	4,178
CODE ENFORCEMENT	CDBG	10,619
	Total Federal Funds	14,797
<u>State Funds:</u>		
POLICE DEPARTMENT	LAW ENFORCEMENT OFFICER STANDARDS & EDUCATION	13,487
FIRE DEPARTMENT	LAW ENFORCEMENT OFFICER STANDARDS & EDUCATION	1,643
LIBRARY	TEXAS STATE LIBRARY & ARCHIVES COMMISSION^	1,132
LIBRARY	TEXAS COMMISSION ON THE ARTS	438
LIBRARY	MISCELLANEOUS	106
NEIGHBORHOOD SERVICES	AMY YOUNG BARRIER REMOVAL PROGRAM^	(25)
	Total State Funds	16,781
<u>Local Funds:</u>		
POLICE DEPARTMENT	DRIVE SAFE / SAVE OTHERS	-
NEIGHBORHOOD SERVICES	COMMUNITY DEVELOPMENT	524
	Total Local Funds	524
*does not include HUD funds		
^reimbursement grant		
	Total Grant Funds	32,102

City of Balch Springs, Texas
 City Council Monthly Financial Report
 Sales Tax Allocation From State



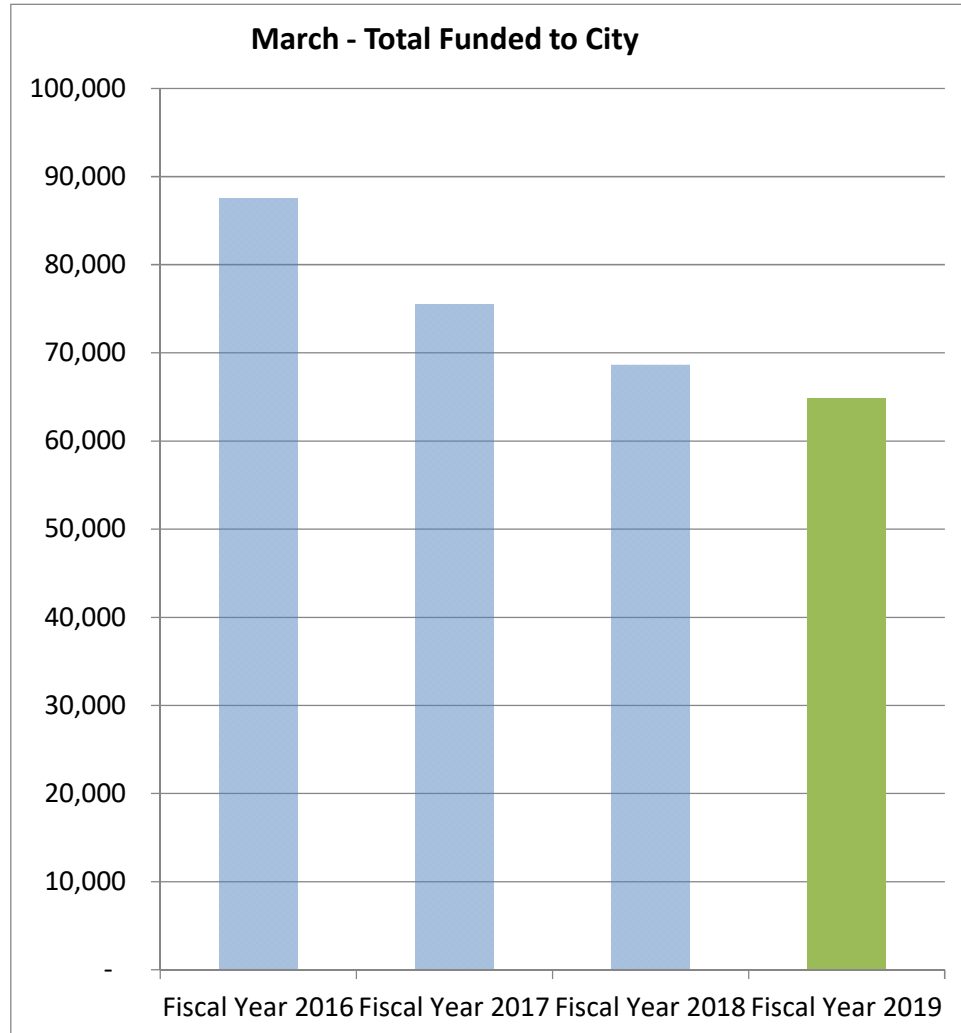
	February 2013-14 Actual	February 2014-15 Actual	February 2015-16 Actual	February 2016-17 Actual	February 2017-18 Actual	February 2018-19 Actual	Change vs Prior Year	YTD % Change
DEC	445,162	468,858	521,604	574,790	598,465	619,072	3.44%	3.44%
JAN	426,091	452,316	456,665	578,350	619,868	605,313	-2.35%	0.50%
FEB	518,014	573,489	638,381	698,190	736,495	711,591	-3.38%	-0.96%
MAR	384,023	441,418	444,366	508,646	572,069	583,874	2.06%	-0.28%
APR	421,990	445,057	497,021	529,068	569,979	531,528	-6.75%	-1.47%
MAY	555,457	557,729	603,391	719,104	770,884			
JUN	489,943	501,166	531,496	602,633	640,693			
JUL	459,556	526,917	528,375	675,493	645,258			
AUG	508,277	572,869	615,719	605,896	695,522			
SEP	467,047	522,169	554,241	648,683	622,803			
OCT	448,177	489,241	546,719	589,125	692,478			
NOV	516,483	581,184	624,905	668,349	701,587			
	5,640,220	6,132,413	6,562,883	7,398,326	7,866,100	3,051,380		

City of Balch Springs, Texas
 City Council Monthly Financial Report
 Redflex Revenue

Funding to City by Month					
	Fiscal Year 2016	Fiscal Year 2017	Fiscal Year 2018	Fiscal Year 2019	Prior Yr % change
OCT	38,209	54,492	53,029	50,542	-5%
NOV	50,529	41,095	37,656	21,873	-42%
DEC	54,283	41,914	36,168	27,186	-25%
JAN	55,996	40,007	38,741	44,771	16%
FEB	63,654	58,220	55,103	56,522	3%
MAR	87,469	75,540	68,625	64,830	-6%
APR	86,953	94,973	45,785	-	
MAY	54,719	39,008	53,896	-	
JUN	41,478	58,248	38,755	-	
JUL	54,026	42,063	41,491	-	
AUG	55,153	46,314	52,544	-	
SEP	69,024	31,594	42,857	-	
Total	711,493	623,469	564,651	265,723	

Funding Allocations	March		
	2018	March 2019	% Change
Revenue from violations	104,467	100,744	-4%
Less: Processing Fees	(3,137)	(3,710)	18%
Less: Invoices	(32,705)	(32,205)	-2%
Total Funded to City	68,625	64,830	-6%
funded as a % of revenue	65.69%	64.35%	
processing fees as a % of revenue	3.00%	3.68%	
invoices as a % of revenue	31.31%	31.97%	

Texas Traffic Code 707.008 (a)(2) "...may be used only to fund traffic safety programs, including pedestrian safety programs, public safety programs, intersection improvements, and traffic enforcement."



City of Balch Springs, Texas
 City Council Monthly Financial Report
 Appendix

Note	Comments
1A	
1B	
1C	
1D	
1E	
1F	Salary savings
1G	
1H	
1I	
1J	
1K	
1L	
1M	
1N	
1O	
1P	
1Q	SRTS Engineering Fees Paid to Dunaway in May
1R	
1S	
1T	
1U	
1V	Unit#35/WW Collections Engine Replacement
1W	
1X	
1Y	
1Z	
1AA	
1AB	
1AC	Cancelled Christmas Parade
1AD	TML Ins. Allocated Quarterly as Opposed to YE
1AE	Police Vehicles & Equip funded by Prosperity's LOC should be Paid and Reimbursed by Year End
1AF	Annual Emergency Reserve Fund Transfer per Ordinance No, 3177-18

City of Balch Springs, Texas
City Council Monthly Financial Report
Appendix

Note	Comments
2A	Property Taxes are due by January 31st of a given fiscal year
2B	
2C	Annual Oncor franchise revenue is received at the end of November of next fiscal year. Usually over \$500k
2D	Received quarterly and annually
2E	
2F	SRO revenue received quarterly, CDBG moved to Grant Fund
2G	Mostly fire inspection fees & Residential Property Rentals trending up
2H	
2I	Interest higher with new bank contract, reinvesting cash into higher interest bearing accounts
2J	Primarily due to credit card fees as more departments are now taking online credit card payments. Citibank Annual CC rebate received.
2K	There is a remaining balance due for Hickory Tree Rd that Dallas County Public Works has not yet invoiced EDC for. Entry is recorded as a capital contribution in the ger
2L	
3A	
3B	
3C	
3D	
3E	
3F	
3G	
3H	Month activity paid the following month
3I	Interest for 2016 water bond due in March & Sept
3J	
3K	
3L	Month activity paid in the following month
3M	
3N	Month activity paid in the following month
3O	
3P	

City of Balch Springs, Texas
City Council Monthly Financial Report
Appendix

Note	Comments
4A	
4B	
4C	
4D	
4E	Water bill payment domicile collections trending up from prior years
4F	
4G	
4H	
4I	water penalties trend higher at the beginning of the fiscal year - could be attributed to the water rate increase on 10/1
4J	Expected to decrease due to Pay-by-Phone implementation on Jan 22, 2019
4K	In general fund - under fines and fees
4L	A sporadic fee - a service fee that is charged for connecting the public water or wastewater main to the private plumbing. Mainly due to New Construction
4M	Mostly due to Rental Registration Program
4N	
4O	
4P	Increased cash in the bank due to lease proceeds from AMI project in FY 2018
4Q	FY16 SRA settlement credits for rate year 2015 (litigation between SRA and DWU)
4R	
4S	
4T	Increased credit card usage as more departments now taking online payments. Now taking american express payments also.
4U	
4V	KKUI-Hilltop Tower Newly Added Lease
4W	
4X	
4Y	
4Z	
4AA	
4AB	
4AC	
4AD	Industrial surcharge for excessive concentration
4AE	
4AF	
4AG	
4AH	

City of Balch Springs, Texas
City Council Monthly Financial Report
Appendix

Note	Comments
5A	
5B	
5C	
5D	
5E	
5F	
5G	