



# CITY OF BALCH SPRINGS FINANCIAL STATUS REPORT

---

**1<sup>ST</sup> QUARTER FY 2023**

# City of Balch Springs, Texas

## General Fund Financial Activities

FYTD December 31, 2022  
25% of Budget Year

	Actual YTD 2022	Adopted Budget 2023	Fiscal Year to Date 2023	%tage
<b><u>Revenues</u></b>				
Property Tax Revenue	5,367,417	10,838,790	5,383,730	49.7%
Sales Tax	1,554,403	7,448,115	1,849,169	24.8%
Franchise Fees	121,908	1,007,500	133,799	13.3%
Other Taxes	1,676	110,000	2,507	2.3%
Licenses & Permits	97,756	456,500	77,610	17.0%
Intergovernmental Revenue	-	41,000	1,430	3.5%
Charges for Services	18,864	170,950	32,284	18.9%
Fines & Forfeitures	85,200	601,000	82,998	13.8%
<b>Miscellaneous:</b>				
Interest Earned	1,307	30,000	27,839	92.8%
Miscellaneous Revenue	84,018	30,000	11,135	37.1%
<b>Other Financing Sources/(Uses)</b>				
Transfers In From Other Funds	1,369,090	2,425,789	354,500	14.6%
<b>Total Revenues</b>	<b>8,701,639</b>	<b>23,159,644</b>	<b>7,957,002</b>	<b>34.4%</b>

# City of Balch Springs, Texas

## General Fund Financial Activities

FYTD December 31, 2022  
25% of Budget Year

	Actual YTD 2022	Adopted Budget 2023	Fiscal Year to Date 2023	% targe
<b><u>Expenditures</u></b>				
<b>Current</b>				
General Government	284,172	1,904,066	396,672	20.8%
Public Safety	2,747,686	12,724,339	2,884,743	22.7%
Public Works	405,530	2,988,873	447,199	15.0%
Parks and Recreation	383,564	2,235,685	430,862	19.3%
<b>Debt Service</b>				
Capital Leases	150,771	179,856	150,771	83.8%
<b>Capital Expenditures</b>				
Capital Outlay	921,270	1,223,209		
<b>Transfers Out</b>				
To Tax Increment Financing Debt Service	19,025			
To Vehicle Replacement Program		207,198	19,427	9.4%
To Emergency Management Reserve Fund		10,000		
To TIF Debt Service		12,948		
To Capital Improvement Fund				
Transfer To Grants	49,997	443,872	52,290	11.8%
<b>Total Expenditures</b>	<b>4,962,015</b>	<b>21,930,046</b>	<b>4,381,964</b>	<b>19.98%</b>

**City of Balch Springs, Texas**  
**General Fund Revenues**  
FYTD December 31, 2022  
25% of Fiscal Year

	Actual YTD 2022	Adopted Budget 2023	FYTD 2023	% tage
<b>TAXES AND FRANCHISE:</b>				
Property Tax Current	5,341,432	10,658,790	5,324,601	50.0%
Property Tax Delinquent	15,679	100,000	41,352	41.4%
Property Tax Penalties/Interest	10,306	80,000	17,777	22.2%
<b>Property Tax Revenue</b>	<b>5,367,417</b>	<b>10,838,790</b>	<b>5,383,730</b>	<b>49.7%</b>
Sales Tax	<b>1,554,403</b>	<b>7,448,115</b>	<b>1,849,169</b>	<b>24.8%</b>
Franchise Fees, Electricity	60,934	600,000	65,383	10.9%
Franchise Fees, Natural Gas		126,500		
Franchise Fees, Telephone	5,686	30,000	11,917	39.7%
Franchise Fees, Cable TV		46,000		
Franchise Fees, Solid Waste	55,288	205,000	56,499	27.6%
<b>Franchise Fees</b>	<b>121,908</b>	<b>1,007,500</b>	<b>133,799</b>	<b>13.3%</b>
Bingo Tax		105,000		
Mixed Beverage Tax	1,676	5,000	2,507	50.1%
<b>Other Taxes</b>	<b>1,676</b>	<b>110,000</b>	<b>2,507</b>	<b>2.3%</b>

**City of Balch Springs, Texas**  
**General Fund Revenues**  
FYTD December 31, 2022  
25% of Fiscal Year

	Actual YTD 2022	Adopted Budget 2023	FYTD 2023	% targe
<b>LICENSES &amp; PERMITS:</b>				
Alarm Permits	6,250	27,000	8,600	31.9%
Alcohol Permits	60	2,500	135	5.4%
Amusement Center Permits	2,185	4,000	1,355	33.9%
Auto Mechanic Permits	10	1,000	175	17.5%
Building Permits	46,912	270,000	30,517	11.3%
Certificates Of Occupacy	1,800	11,000	2,000	18.2%
Demolition Permits***				
Electrical Permits	14,097	35,000	10,733	30.7%
Fence Permits			850	
Food Handling Permits	210	800	90	11.3%
Garage Sale Permits	1,010	5,000	1,005	20.1%
Health Inspection Permits	2,250	35,000	1,600	4.6%
Mechanical Permits	2,650	21,000	1,081	5.1%
Other Insp, License & Fees	150	200	200	100.0%
Plumbing Permits	15,597	25,000	14,644	58.6%
Roof Permits			650	
Sign Permits			150	
Solicitors Permits	50	1,000		-
Zoning Permits	4,524	18,000	3,825	21.3%
<b>Licenses &amp; Permits</b>	<b>97,756</b>	<b>456,500</b>	<b>77,610</b>	<b>17.0%</b>
SRO Revenue		40,000		
ICE Overtime Reimbursement		1,000	1,430	143.0%
<b>Intergovernmental Revenue</b>	<b>-</b>	<b>41,000</b>	<b>1,430</b>	<b>3.5%</b>

**City of Balch Springs, Texas**  
**General Fund Revenues**  
FYTD December 31, 2022  
25% of Fiscal Year

	Actual YTD 2022	Adopted Budget 2023	FYTD 2023	%tage
<b>CHARGES FOR SERVICES</b>				
Accident Reports	648	5,000	852	17.0%
Animal Shelter Fees	1,965	15,000	3,950	26.3%
Ball Field Reservations	1,250	20,000	1,450	7.3%
Civic Center Rentals	4,675	15,000	4,290	28.6%
Event Revenue		1,000		
Fingerprint Service		150		-
Fire Billing			5,892	
Fire Inspection Fees	990	8,000	844	10.5%
Library Fees	2,858	6,500	2,947	45.3%
Library Room Rentals	685	500	100	20.0%
Park Rentals	100			
Plan/Plat Review Fees	575	10,000		0.0%
Public Information Charges		200		0.0%
Rec Center Program Revenue	338	5,000	316	6.3%
Rec Center After School		35,000	4,180	11.9%
Rec Center Summer Camp		20,000		0.0%
Rec Center Gym Rentals	1,150	8,000	800	10.0%
Rec Center Room Rentals	905	11,000	2,840	25.8%
Rec Center Sports League		4,000		-
Vendor Revenue	775	500	425	85.0%
Residential Property Rentals	1,950	6,000	3,398	56.6%
Senior Program Revenue		100		-
NSF Check Fees				
<b>Charges for Services</b>	<b>18,864</b>	<b>170,950</b>	<b>32,284</b>	<b>18.9%</b>

**City of Balch Springs, Texas**  
**General Fund Revenues**  
FYTD December 31, 2022  
25% of Fiscal Year

	Actual YTD 2022	Adopted Budget 2023	FYTD 2023	%tage
<b>FINES &amp; FORFEITURES</b>				
Fines Code Violations	62,197	380,000	58,701	15.4%
Fines State Code Violations	1,261	5,000	605	12.1%
Fines Step Program (Police)	7,475	100,000	6,191	6.2%
Service Fee Court Quarterly		18,000		-
Time Payment Fee	53	2,500		-
Warrants	14,075	85,000	17,396	20.5%
Liens (Mowing, etc)		10,000		-
S. O. Registration Fees	140	500	105	21.0%
<b>Fines &amp; Forfeitures</b>	<b>85,200</b>	<b>601,000</b>	<b>82,998</b>	<b>13.8%</b>
Interest Earned	<b>1,307</b>	<b>30,000</b>	<b>27,839</b>	<b>92.8%</b>
<b>MISCELLANEOUS REVENUE</b>				
Miscellaneous Revenue	69,513	5,000	4,717	94.3%
Cash Over/Short	2		(10)	
Credit Card Fees	6,165	23,000	5,528	24.0%
Sales, Culvert (Taxable)	400	1,000	900	90.0%
Insurance Refund	7,938	1,000		0.0%
General Refund				
<b>Miscellaneous Revenue</b>	<b>84,018</b>	<b>30,000</b>	<b>11,135</b>	<b>37.1%</b>

# City of Balch Springs, Texas

## General Fund Revenues

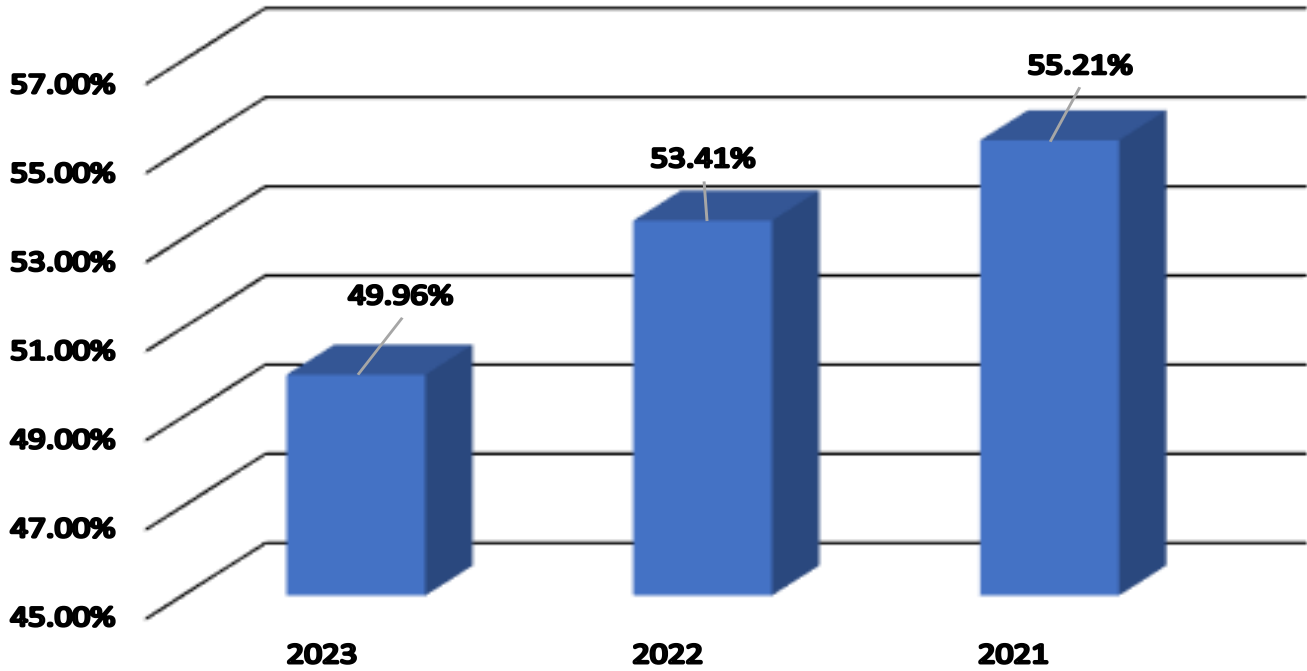
FYTD December 31, 2022

25% of Fiscal Year

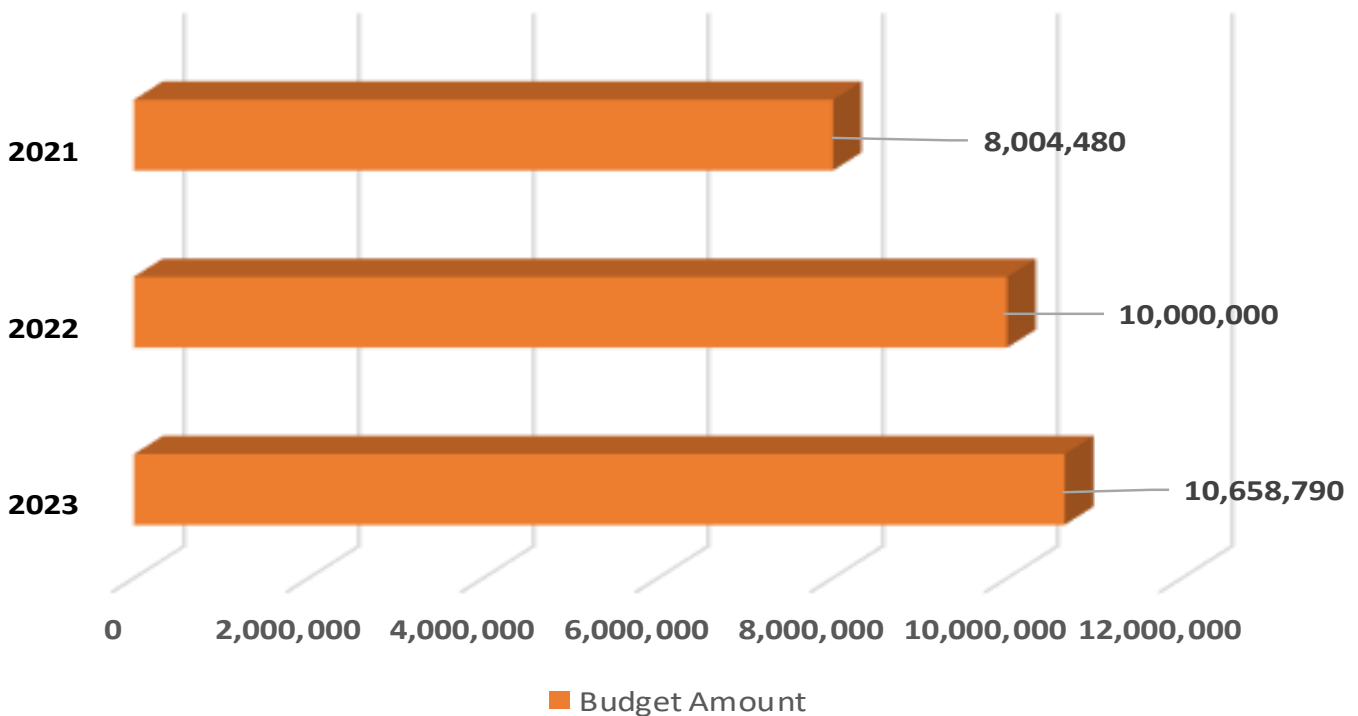
	Actual YTD 2022	Adopted Budget 2023	FYTD 2023	%tage
<b>TRANSFERS IN FROM OTHER FUNDS</b>				
Contributed Capital	1,005,189	775,000		0.0%
Contributed Overhead	82,500	330,000	82,500	25.0%
From Grants		233,000		
From Abandoned Vehicle Fund				
From Red Light Camera	386			
From Vehicle Replacement				
From Water	122,703	434,938	117,259	27.0%
From Waste Water	93,538	350,444	90,056	25.7%
From Solid Waste Disposal	64,774	302,407	64,685	21.4%
<b>Transfers In From Other Funds</b>	<b>1,369,090</b>	<b>2,425,789</b>	<b>354,500</b>	<b>14.6%</b>
<b>Total Revenues</b>	<b>8,701,639</b>	<b>23,159,644</b>	<b>7,957,002</b>	<b>34.4%</b>



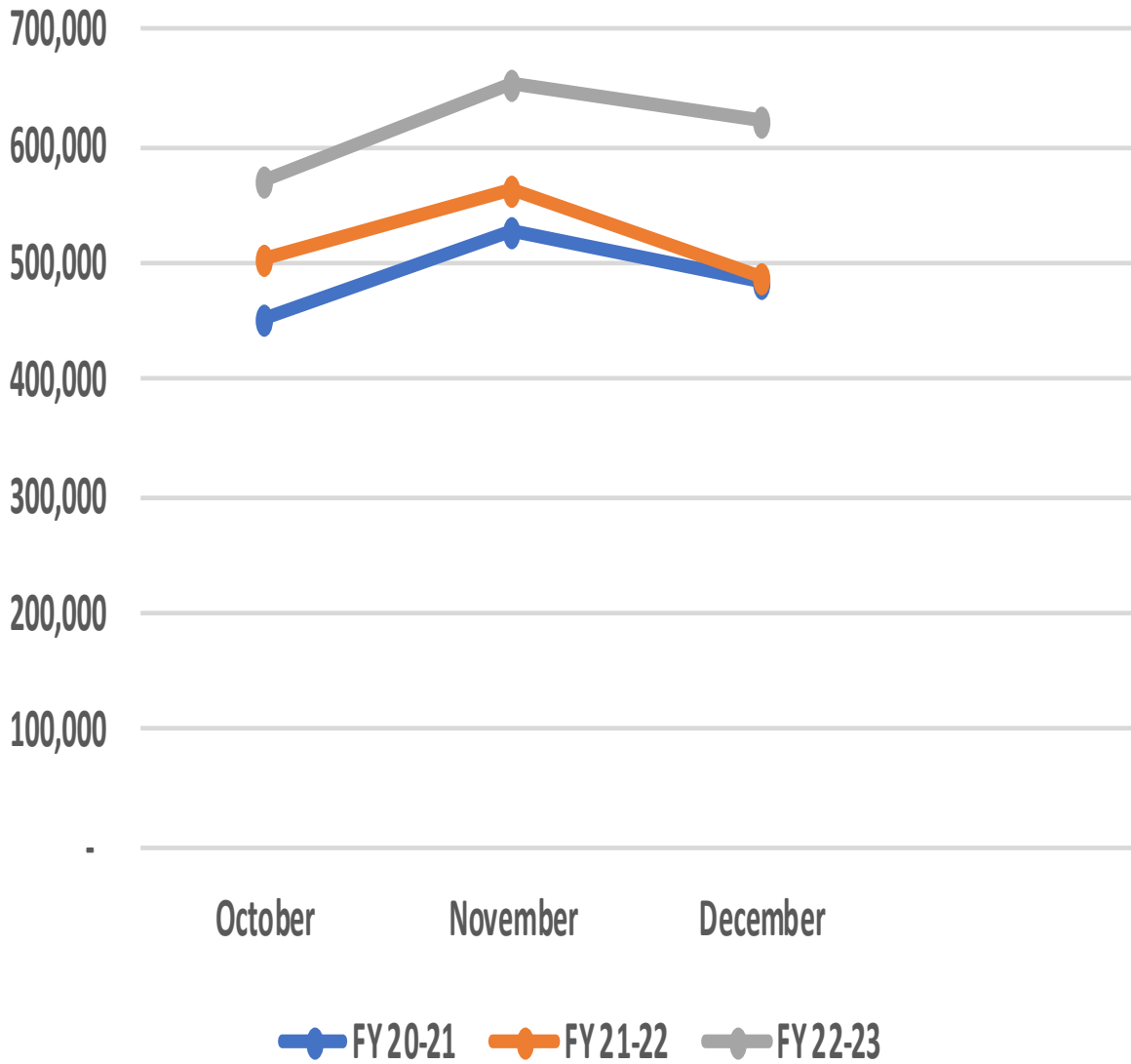
## Comparative Property Tax Collections as a %tage of Budget



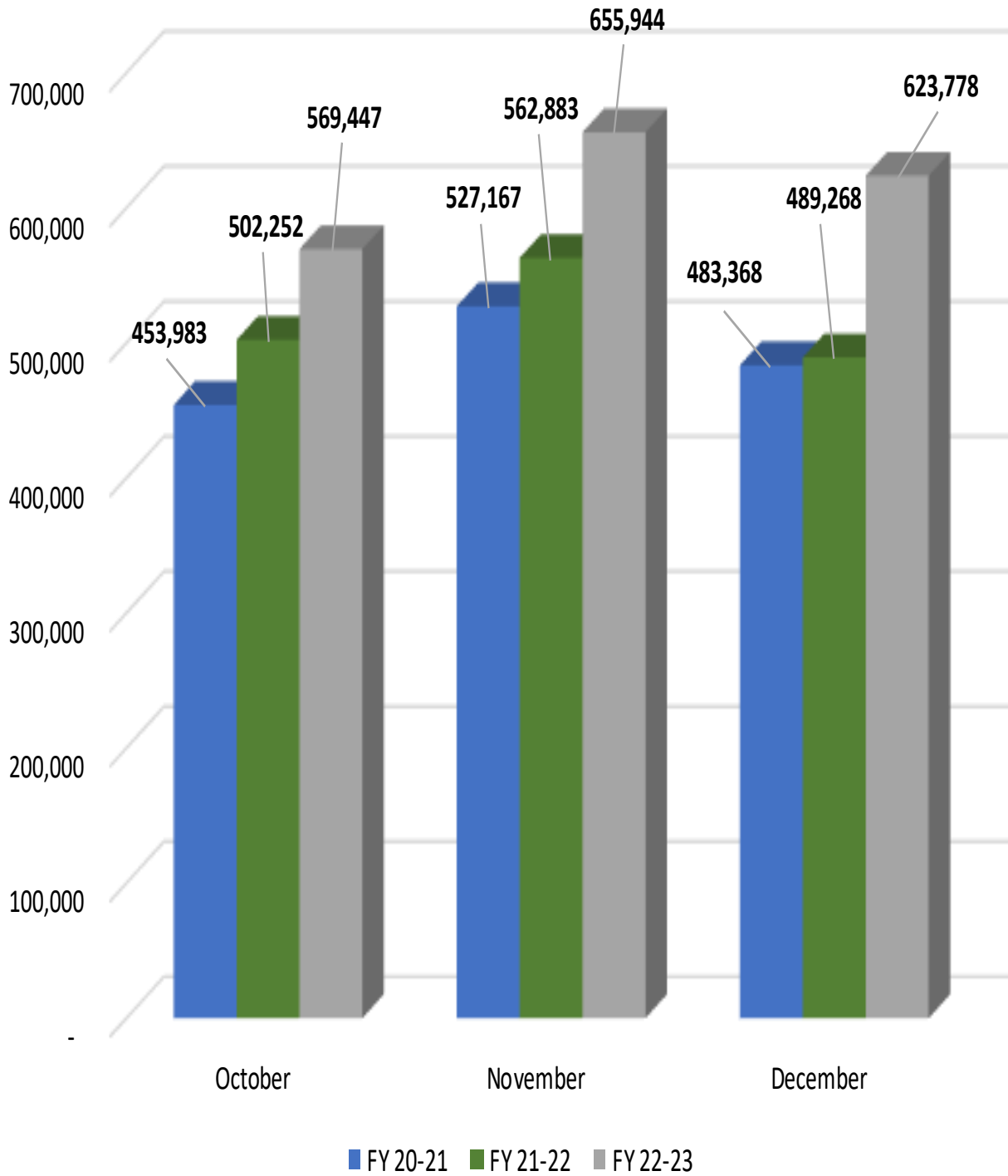
## Property Tax Revenue Budget



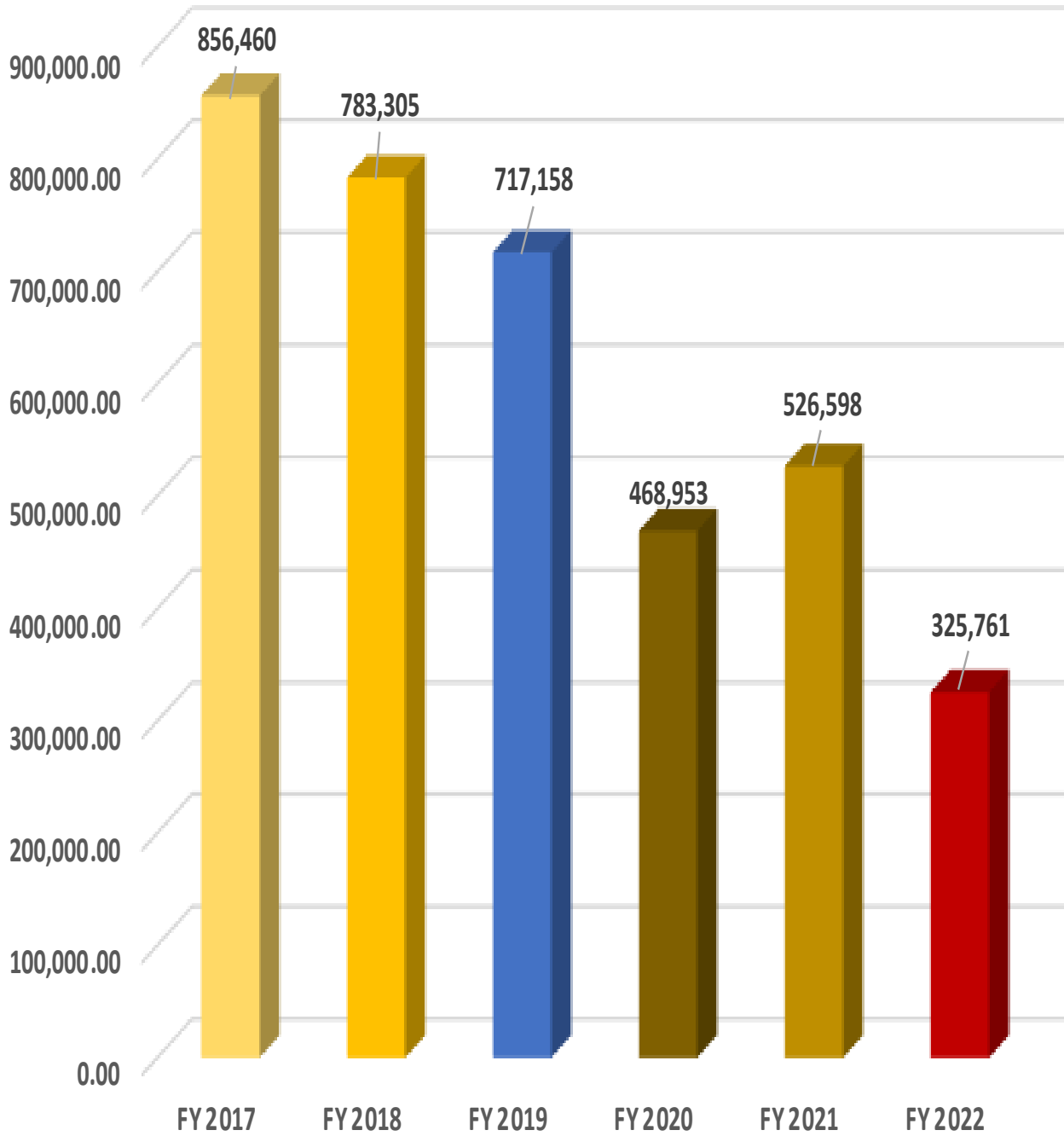
## Comparative Sales Tax Revenue



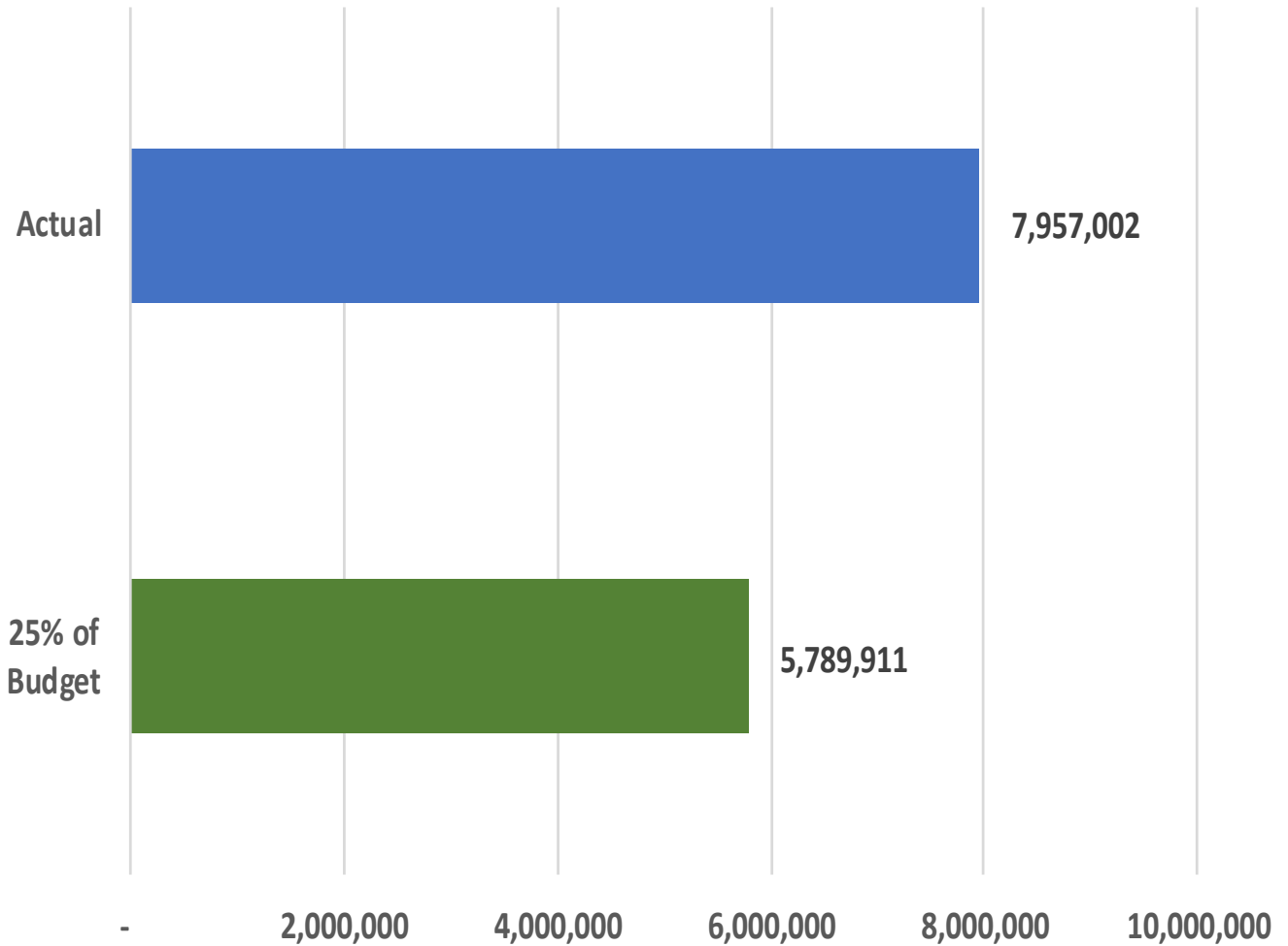
## Comparative Sales Tax Revenue



## Comparative Fines Revenue



## Comparison of Total Revenue Budget vs. Actual



# City of Balch Springs, Texas

## General Fund Expenditures

FYTD December 31, 2022

25% of Fiscal Year

	Actual YTD 2022	Adopted Budget 2023	FYTD 2023	%tage
<b><u>Expenditures</u></b>				
<b>General Government</b>				
City Secretary	56,984	275,204	58,361	21.2%
City Attorney	15,385	156,000	21,030	13.5%
City Council	24,097	237,770	36,463	15.3%
Non Departmental - General Items	82,032	303,180	82,412	27.2%
Non Departmental - Other Funds				
Human Resources	56,104	334,759	52,837	15.8%
Information Technology		372,640	100,448	27.0%
Communications & Marketing	29,533	107,647	22,861	21.2%
Grant Administration	20,037	116,866	22,259	19.0%
<b>Public Safety</b>				
Police	1,399,520	6,674,956	1,519,896	22.8%
Fire	1,031,149	4,638,091	1,090,368	23.5%
City Marshal	88,014	431,817	102,244	23.7%
Municipal Court	128,114	466,492	100,347	21.5%
Animal Control	55,689	324,596	48,113	14.8%
Civil Service	2,350	9,075		
Emergency Management (EOC)	42,850	179,312	23,775	13.3%

**City of Balch Springs, Texas**  
**General Fund Expenditures**  
FYTD December 31, 2022  
25% of Fiscal Year

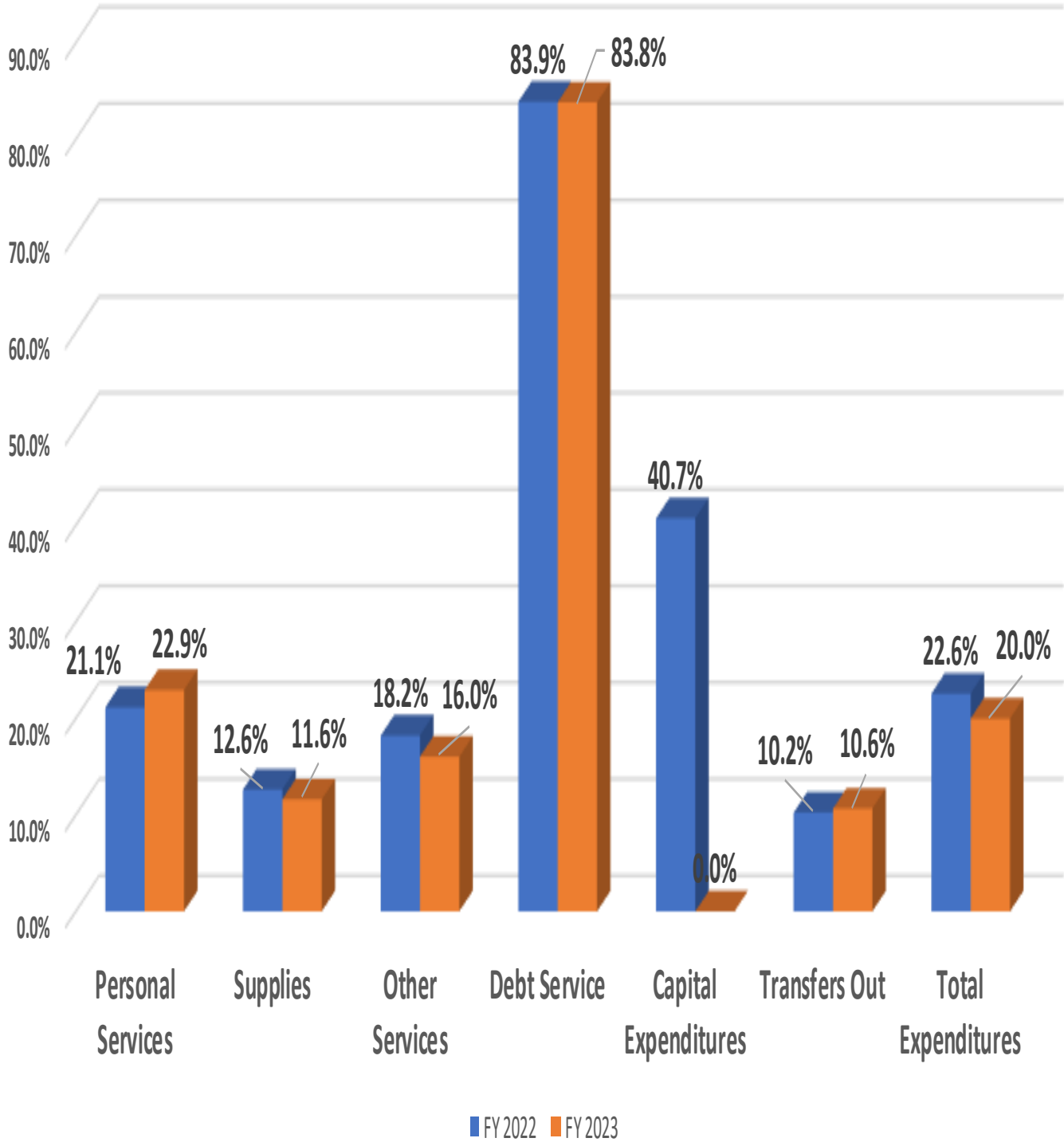
	Actual YTD 2022	Adopted Budget 2023	FYTD 2023	%tage
<b><u>Expenditures</u></b>				
<b>Public Works</b>				
Streets & Drainage	45,116	539,494	36,384	6.7%
Planning	61,556	439,219	78,661	17.9%
Neighborhood Services	5,907	105,783	7,451	7.0%
Construction Management	16,695	126,100		
GIS (Geographic Information Systems)	14,916	101,382	2,594	2.6%
Building Inspection	97,382	554,050	132,871	24.0%
Building Maintenance	118,263	750,773	122,288	16.3%
Code Enforcement	16,787	174,863	37,900	21.7%
Fleet Services	28,907	197,209	29,050	14.7%
<b>Parks &amp; Recreation</b>				
Park Maintenance	51,048	341,462	80,236	23.5%
Mowing	122,177	623,092	54,667	8.8%
Civic Center	1,573	22,980	4,347	18.9%
Library & Learning Center	105,355	567,889	148,206	26.1%
Recreation Center	94,246	591,518	110,612	18.7%
City Events	9,166	88,744	32,794	37.0%
<b>Total Expenditures</b>	<b>3,820,952</b>	<b>19,852,963</b>	<b>4,159,477</b>	<b>21.0%</b>

**City of Balch Springs, Texas**  
**General Fund Expenditures by Function**  
FYTD December 31, 2022  
25% of Fiscal Year

Description	Revised Budget			Revised Budget		
	2022	FYTD 2022	%tage	2023	FYTD 2023	%tage
<b>Current</b>						
Personal Services	14,282,759	3,019,971	21.1%	14,694,394	3,369,568	22.9%
Supplies	645,601	81,442	12.6%	834,288	96,709	11.6%
Other Services	3,948,619	719,539	18.2%	4,324,281	693,200	16.0%
<b>Debt Service</b>	179,720	150,771	83.9%	179,856	150,771	83.8%
<b>Capital Expenditures</b>	2,262,021	921,270	40.7%	1,223,209		0.0%
<b>Transfers Out</b>	674,018	69,022	10.2%	674,018	71,717	10.6%
<b>Total Expenditures</b>	<u>21,992,738</u>	<u>4,962,015</u>	<b>22.6%</b>	<u>21,930,046</u>	<u>4,381,964</u>	<b>20.0%</b>



## General Fund Comparative Expenditures as a %tage of Budget



**City of Balch Springs, Texas**  
**Water Fund Financial Activities**  
FYTD December 31, 2022  
25% of Budget Year

	Actual YTD 2022	Adopted Budget 2023	YTD 2023	%tage
<b><u>Revenues</u></b>				
Water Charges	1,799,143	5,851,900	1,559,550	26.7%
Other Fees	82,989	346,500	80,063	23.1%
Miscellaneous	9,030	5,000	8	0.2%
Interest	1,313	10,000	35,770	357.7%
<b>Total Revenues</b>	<b>1,892,475</b>	<b>6,213,400</b>	<b>1,675,391</b>	<b>27.0%</b>
<b><u>Expenses</u></b>				
<b>Current</b>				
<b>General Government</b>				
City Manager	78,319	369,050	97,292	26.4%
Finance	149,707	743,099	116,102	15.6%
<b>Utility Administration</b>				
Utility Billing	138,430	653,525	116,577	17.8%
Meter Services	68,074	226,127	74,981	33.2%
Information Technology	38,927		398	
Administration	106,618	619,478	127,995	20.7%
Non-Departmental/Capital	83,015	513,517		
<b>Water Operations</b>				
Water Distribution	143,465	772,782	134,297	17.4%
Water Purchases	156,253	1,800,000	333,022	18.5%
<b>Debt Service</b>	<b>27,593</b>	<b>159,022</b>	<b>24,648</b>	<b>15.5%</b>
<b>Other Financing Uses</b>				
PILOT	122,703	434,939	117,259	27.0%
<b>Transfers Out</b>				
Transfer To Drainage Fund	11,123			
Transfer to Water Vehicle Replacement	9,311	57,036	13,863	24.3%
<b>Total Expenditures</b>	<b>1,133,538</b>	<b>6,348,575</b>	<b>1,156,435</b>	<b>18.2%</b>

# City of Balch Springs, Texas

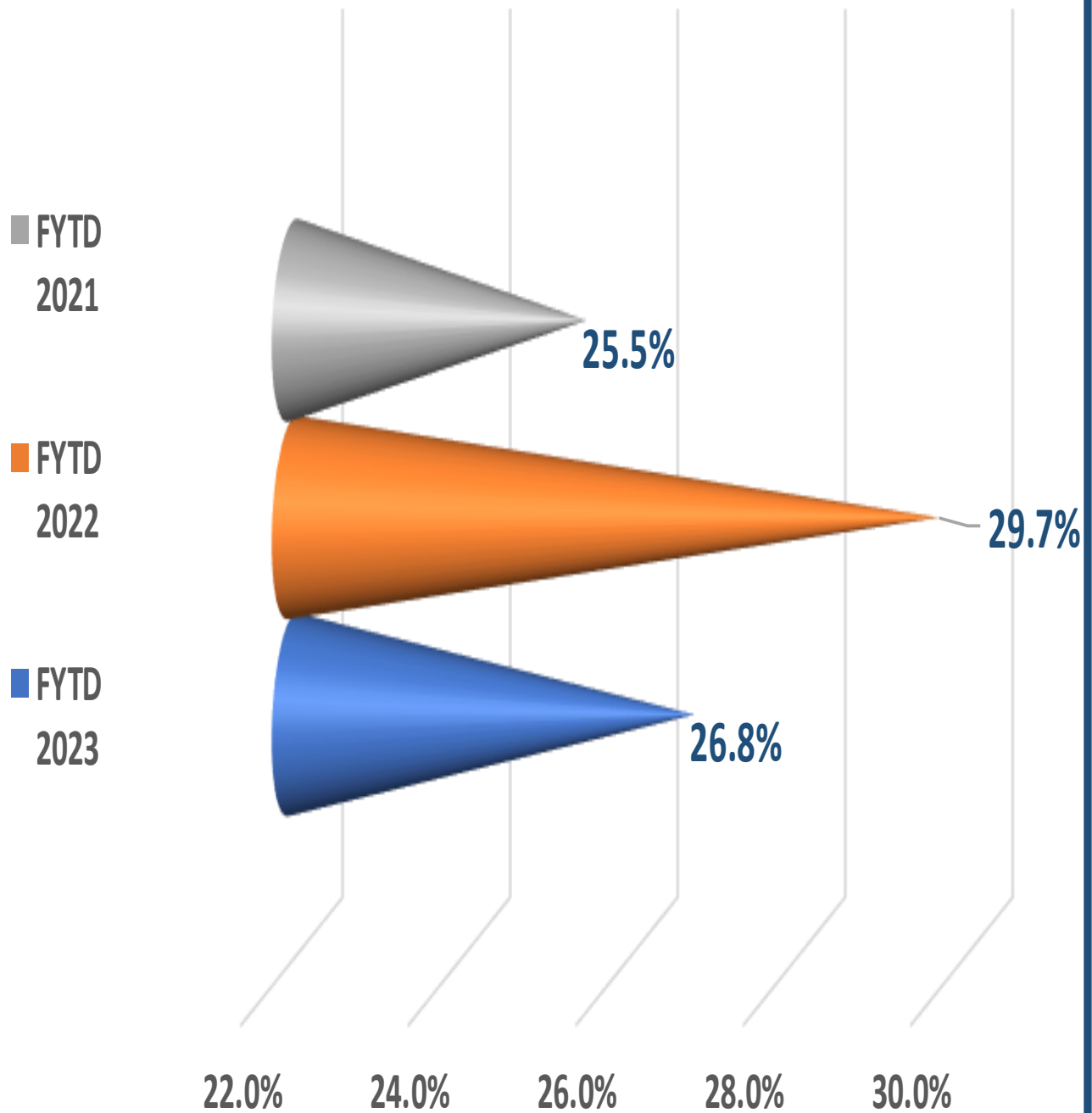
## Water Fund Revenues

FYTD December 30, 2022

25% of Budget Year

	Actual YTD 2022	Adopted Budget 2023	YTD 2023	%tage
<b><u>Revenues</u></b>				
<b>Water Charges</b>				
Water Service	1,659,193	5,377,000	1,441,283	26.8%
Water Activation Fee	8,105	30,000	7,825	26.1%
Water Backflow Fee	37,250	132,000	28,550	21.6%
Water Cust Service Inspection Fee	1,100	4,500	1,075	23.9%
Water Field Collection Fees	119	300	70	23.3%
Water Meter and Set Fees	205	5,000	1,655	33.1%
Water Meter Tampering Fee	1,650	6,000	2,100	35.0%
Water Transfer Service Fee	75	100	50	50.0%
Water Penalties	67,711	215,000	63,067	29.3%
Water Reconnect Fees	18,285	60,000	16,425	27.4%
Tap Fees	5,450	20,000	-2,550	-12.8%
Bad Debt Collection Fee		2,000		
<b>Other Fees</b>				
Temporary Service Fees	1,365	6,500	1,575	24.2%
NSF Check Fees	1,400	4,000	770	19.3%
Credit Card Fees	51,650	200,000	52,564	26.3%
Cell Tower Lease Revenue	28,574	136,000	25,154	18.5%
<b>Miscellaneous</b>				
Cash Over/Short	-88		-17	
Miscellaneous	9,118	5,000	25	0.5%
General Refund				
<b>Interest</b>	1,313	10,000	35,770	357.7%
<b>Total Revenue</b>	1,892,475	6,213,400	1,675,391	27.0%

## 3 Year Water revenue Collections as a %tage of Budget



# City of Balch Springs, Texas

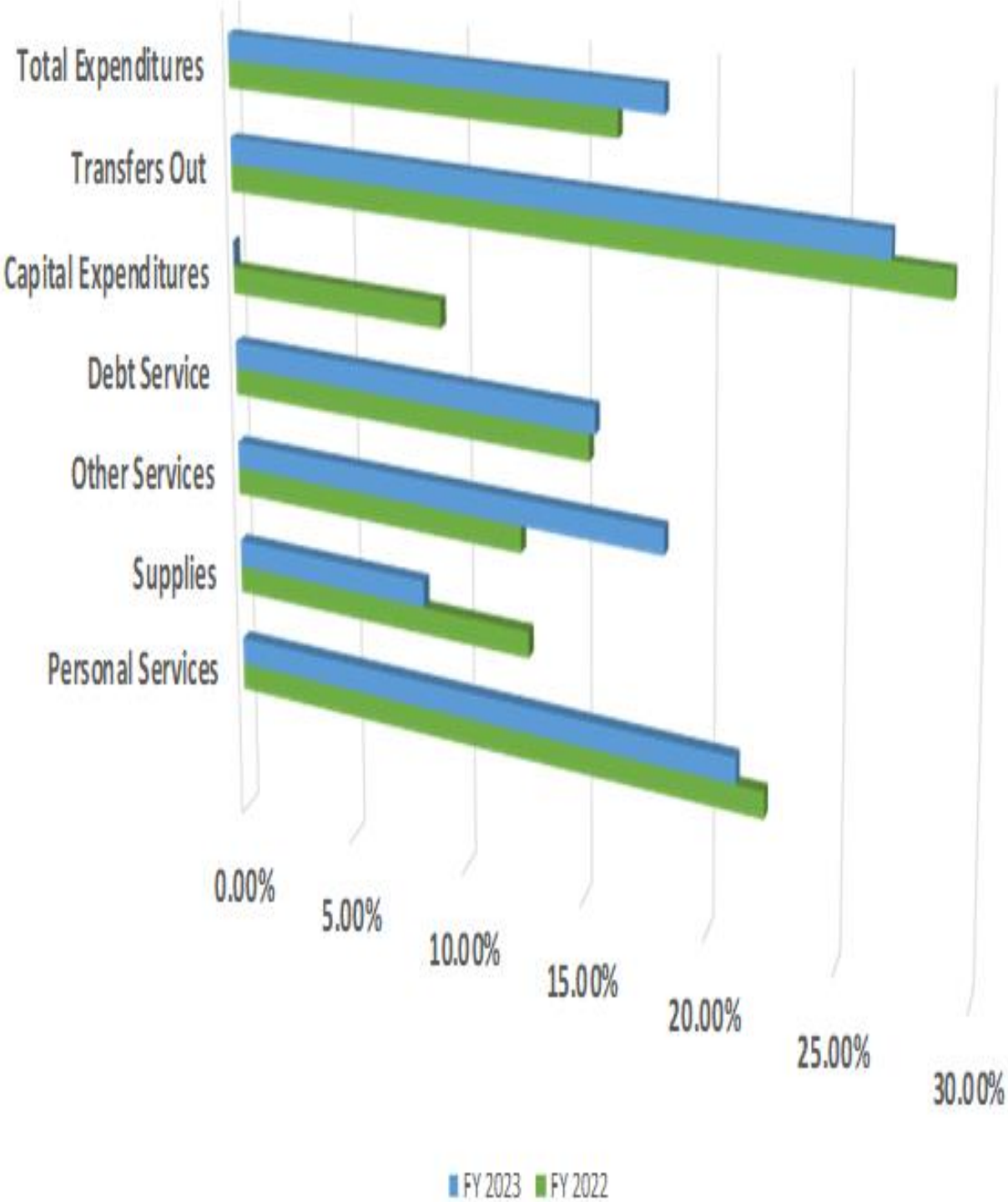
## Water Fund Expenditures

FYTD December 31, 2022

25% of Fiscal Year

Description	Revised				Revised		
	Budget				Budget		
	2022	FYTD 2022	%tage		2023	FYTD 2023	%tage
<b>Current</b>							
Personal Services	2,223,448	494,172	22.2%		2,178,671	460,141	21.1%
Supplies	68,785	8,763	12.7%		82,500	6,822	8.3%
Other Services	3,027,976	376,858	12.4%		2,922,890	533,703	18.3%
<b>Debt Service</b>	180,795	27,593	15.3%		159,022	24,648	15.5%
<b>Capital Expenditures</b>	909,328	83,015	9.1%		513,517		0.0%
<b>Transfers Out</b>	495,920	143,137	28.9%		491,975	131,122	26.7%
<b>Total Expenditures</b>	<u>6,906,252</u>	<u>1,133,538</u>	16.4%		<u>6,348,575</u>	<u>1,156,435</u>	18.2%

# Water Fund Comparative Expenditures as a %tage of Budget

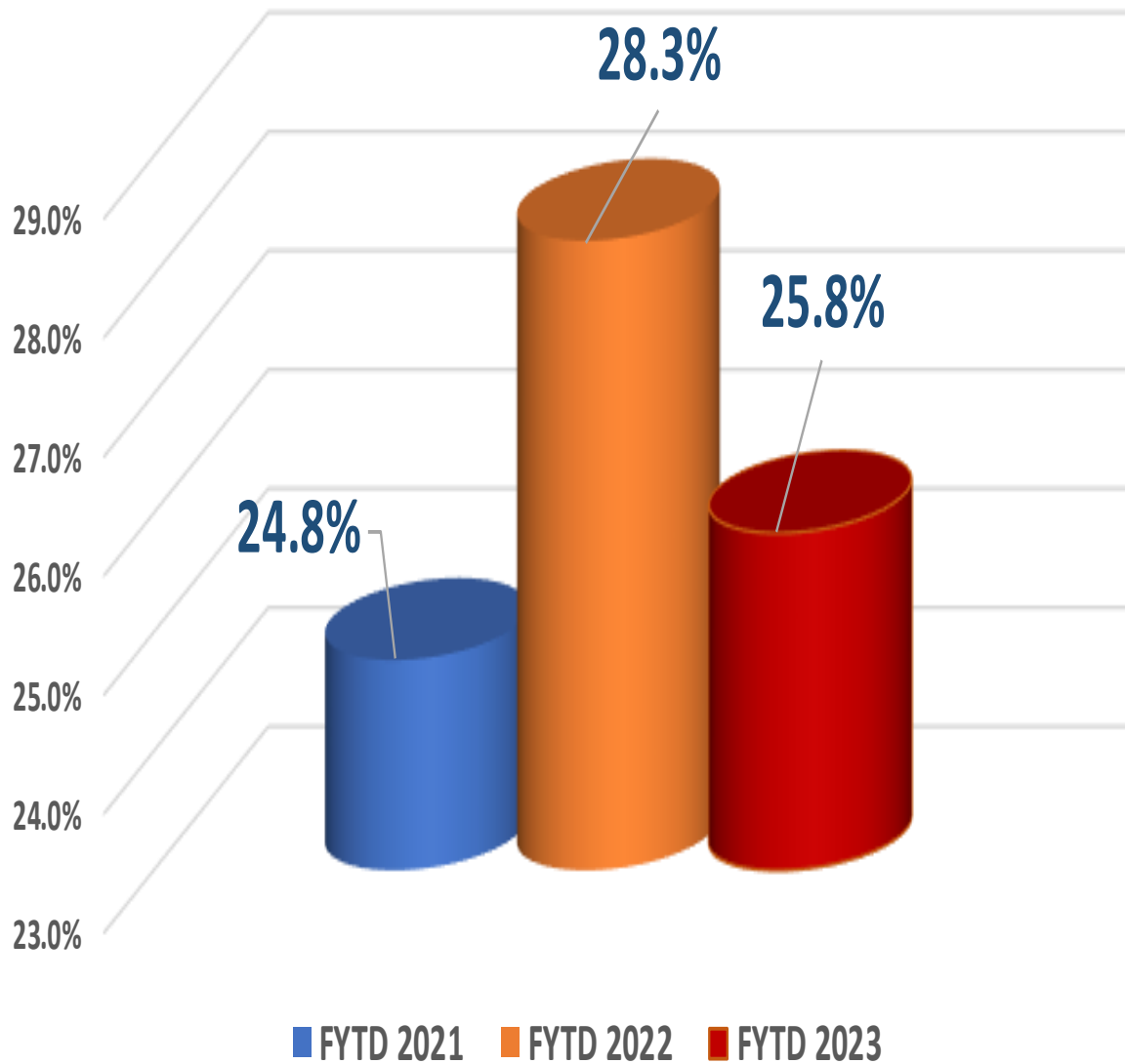


**City of Balch Springs, Texas**  
**Waste Water Fund Financial Activities**  
 FYTD December 31, 2022  
 25% of Budget Year

	Actual FYTD 2022	Adopted Budget 2023	YTD 2023	%tage
<b>Revenues</b>				
<b>Sewer Charges</b>				
Grease Hauler Registration	300	3,000	200	6.7%
Sewer Service	1,413,680	4,860,000	1,255,522	25.8%
Sewer Surcharge	32,414	140,000	25,516	18.2%
Tap Fees	9,200	2,000	4,000	200.0%
<b>Other Revenues</b>				
Miscellaneous	3,145	340	600	176.5%
Interest	392	1,000	697	69.7%
<b>Total Revenues</b>	<b>1,459,131</b>	<b>5,006,340</b>	<b>1,286,536</b>	<b>25.7%</b>
<b>Expenditures</b>				
Sewer Collection	104,399	612,490	111,080	18.1%
Site Restoration	37,308	420,149	55,708	13.3%
Sewer Wholesale Costs	206,838	2,400,000	395,044	16.5%
Capital Outlay		900,000		0.0%
Non Departmental				
<b>Total Expenditures</b>	<b>348,546</b>	<b>4,332,639</b>	<b>561,832</b>	<b>13.0%</b>
<b>Other Uses</b>				
Transfer to General Fund	93,538	350,444	58,181	16.6%
Transfer to Vehicle Replacement Fund	1,210	64,509	1,632	2.5%
Transfer to Drainage Fund	11,123			
<b>Total Other Uses</b>	<b>105,871</b>	<b>414,953</b>	<b>59,813</b>	<b>14.4%</b>
<b>Total Fund Outflows</b>	<b>454,417</b>	<b>4,747,592</b>	<b>621,645</b>	<b>13.1%</b>

To account for the acquisition, operations and maintenance of sewer utility supported primarily by user charges to the public.

## 3 Year Waste Water revenue Collections as a %tage of Budget





**City of Balch Springs, Texas**  
**Solid Waste Fund Financial Activities**  
FYTD December 31, 2022  
25% of Budget Year

	Actual FYTD 2022	Adopted Budget 2023	YTD 2023	%tage
<b>Revenues</b>				
<b>Solid Waste Charges</b>				
Residential	359,642	1,580,700	333,921	21.1%
Commercial	414,896	1,808,300	379,421	21.0%
Rolloff	222,332	926,900	210,216	22.7%
Bulk Pickup		1,500		
<b>Other Revenues</b>				
Miscellaneous	653	1,300	361	27.8%
Interest	262	1,400	172	12.3%
<b>Total Revenues</b>	<b>997,784</b>	<b>4,320,100</b>	<b>924,091</b>	<b>21.4%</b>
<b>Expenditures</b>				
Solid Waste Maintenance	22,506	126,103	23,813	18.9%
Solid Waste Wholesale Costs Non Departmental	484,236	3,876,600	587,164	15.1%
<b>Total Expenditures</b>	<b>506,742</b>	<b>4,002,703</b>	<b>610,977</b>	<b>15.3%</b>
<b>Other Uses</b>				
Transfer to General Fund	64,774	302,407	44,214	14.6%
Transfer to SW Veh Replacement		6,480	1,623	
<b>Total Other Uses</b>	<b>64,774</b>	<b>308,887</b>	<b>45,837</b>	
<b>Total Fund Outflows</b>	<b>571,516</b>	<b>4,311,590</b>	<b>656,814</b>	<b>15.2%</b>

To account for the acquisition, operations and maintenance of sewer utility supported primarily by user charges to the public.

**City of Balch Springs, Texas**  
**Drainage Fund Financial Activities**  
FYTD December 31, 2022  
25% of Budget Year

	Actual FYTD 2022	Adopted Budget 2023	YTD 2023	% tage
<b>Revenues</b>				
Customer Charges		357,000	69,670	19.5%
Interest				
<b>Total Revenues</b>	<b>-</b>	<b>357,000</b>	<b>69,670</b>	<b>19.5%</b>
<b>Other Sources</b>				
Transfer from General Fund				
Transfer from Water Fund				
Transfer from Waste Water Fund				
<b>Total Available Funds</b>	<b>-</b>	<b>357,000</b>	<b>69,670</b>	
<b>Expenditures</b>				
Personal Services		139,681		
Supplies		13,500	868	6.4%
Other Services	22,245	120,000	250	0.2%
<b>Total Expenditures</b>	<b>22,245</b>	<b>273,181</b>	<b>1,118</b>	<b>0.4%</b>

To account for the financial activity associated with the acquisition, operation and maintenance of municipal drainage services, supported primarily by user charges to the public.

**City of Balch Springs, Texas**  
**OTHER FUNDS FINANCIAL SUMMARY**

**FISCAL YEAR 2022-23**

**25% Of Budget Year**

<b>FUND #</b>	<b>FUND NAME</b>	<b>FY 2022 ACTUAL YEAR-TO-DATE REVENUES</b>	<b>FY 2023 ACTUAL YEAR-TO-DATE REVENUES</b>	<b>FY 2023 ANNUAL REVENUE BUDGET</b>	<b>%tage</b>	<b>FY 2022 ACTUAL YEAR-TO-DATE EXPENDITURES</b>	<b>FY 2023 ACTUAL YEAR-TO-DATE EXPENDITURES</b>	<b>FY 2023 ANNUAL EXPENDITURE BUDGET</b>	<b>%tage</b>
<b>CAPITAL PROJECTS</b>									
61	Capital Projects	185,163	2,056	2,300,000	0.1%	197,052		2,380,000	
	Street								
72	Maintenance	311,917	370,690	1,460,000	25.4%	489,014	10,645	630,000	1.7%
<b>DEBT SERVICE</b>									
50	General Government	344,714	305,450	602,320	50.7%			622,000	
54	Tax Increment Financing	47,172	23,213	219,000	10.6%		750	219,500	0.3%
<b>ENTERPRISE VEHICLE REPLACEMENT</b>									
86	Water	9,315	13,865	57,036	24.3%	9,561	14,097	57,036	24.7%
87	Wastewater	1,210	1,632	64,509	2.5%	1,210	2,055	64,509	3.2%
88	Solid Waste		1,623	6,480	25.0%		1,623	6,480	25.0%
<b>GENERAL GOVERNMENT VEHICLE REPLACEMENT</b>									
14	General Government	35,138	40,739	311,150	13.1%	35,920	41,409	311,150	13.3%

**City of Balch Springs, Texas**  
**OTHER FUNDS FINANCIAL SUMMARY**  
**FISCAL YEAR 2022-23**  
**25% Of Budget Year**

FUND #	FUND NAME	FY 2022 ACTUAL YEAR-TO-DATE REVENUES	FY 2023 ACTUAL YEAR-TO-DATE REVENUES	FY 2023 ANNUAL BUDGET	%tage	FY 2022 ACTUAL YEAR-TO-DATE EXPENDITURES	FY 2023 ACTUAL YEAR-TO-DATE EXPENDITURES	FY 2023 ANNUAL BUDGET EXPENDITURE	%tage
<b>SPECIAL REVENUE</b>									
16	Jury Reimbursement	22	19						
20	Section 8								
21	Court Security	1,537	1,604	9,250	17.3%			13,400	
22	Court Technology	1,466	2,604	9,100	28.6%	22,555	23,545	21,380	110.1%
23	Juvenile	1,515	1,491	6,000	24.8%	1,835	378	3,700	10.2%
24	Hotel/Motel	47,134	40,425	151,850	26.6%	7,406	12,993	499,858	2.6%
25	Traffic Safety	4,772	2,831	30,000	9.4%	3,770	3,995	39,416	10.1%
27	Emergency Management	41	28	10,000	0.3%				
28	Grants	117,156	43,423	2,584,066	1.7%	448,382	178,370	4,269,663	4.2%
29	Donations	21,106	7,842	5,000	156.8%	4,924	4,742	53,669	8.8%
30	TIRZ	92	64	198,181	0.0%			46,862	
33	Community Development	(2)							
34	Public Facility					275	50		
40	Chapter 59	22	18,709			605	3,508	36,000	9.7%
41	DOJ Grants	11	35	24,996	0.1%	9,216		24,462	
42	Chapter 683	14,696	12,334	65,000	19.0%	17,924	26,345	114,302	23.0%
44	US Treasury Forfeits	290	15,487			154	1,315	211,700	0.6%
46	DOJ Forfeits	16	70					17,200	
48	Red Light Camera					386			
64	TIF	70							

# City of Balch Springs, Texas

## General Fund Budget Summary

	Revised Budget 2022	Projected 2022	Adopted Budget 2023	Amended Amounts	Amended Budget 2023
<b>Beginning Fund Balance</b>	6,363,440	6,363,440	9,608,976		9,608,976
<b>Total Revenues</b>	21,171,793	23,277,208	23,015,872	225,000	23,240,872
<b>Total Expenditures</b>	21,992,738	20,031,672	21,930,046	2,599,763	24,529,809
<b>Net Change in Fund Balances</b>	(820,945)	3,245,536	1,085,826	(2,374,763)	<b>(1,288,937)</b>
<b>Unassigned Fund Balance, End</b>	5,542,495	9,608,976	10,694,802	(2,374,763)	8,320,039
<b>Days of Fund Balance</b>	<b>92</b>	<b>175</b>	<b>178</b>	<b>(54)</b>	<b>124</b>
<b>% of Fund Balance</b>	<b>25%</b>	<b>48%</b>	<b>49%</b>	<b>(15%)</b>	<b>34%</b>

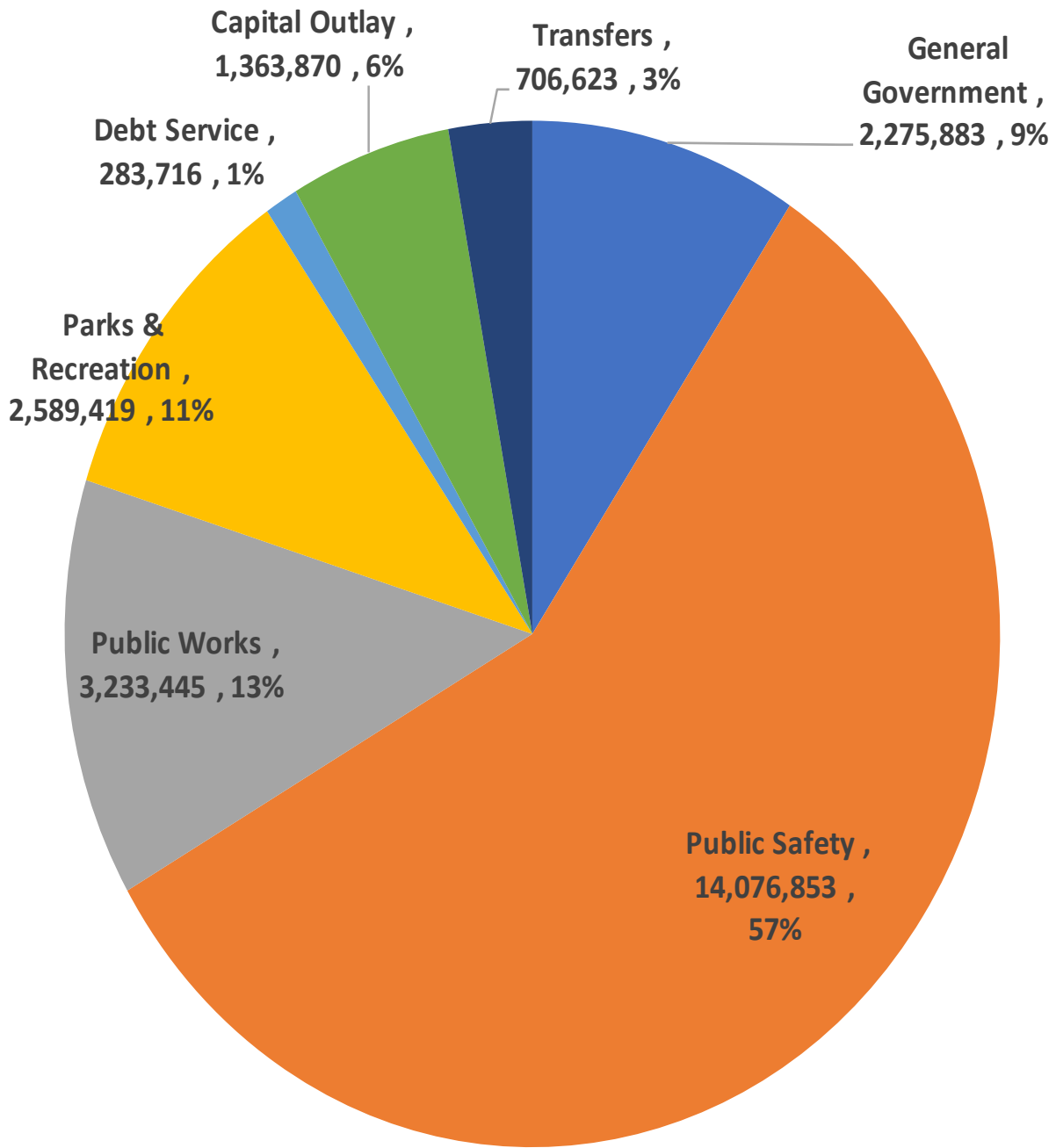
# City of Balch Springs Financial Policies

**Balanced Budget** – Current available unrestricted operating revenue shall be sufficient to support current operating expenditures. Temporary shortages, or operating deficits, can and do occur, but they are not tolerated as extended trends. Measures are developed to provide additional revenue and/or reduced expenditures to eliminate operating deficits.

## City of Balch Springs, Texas General Fund Budget Summary

	Revised Budget 2022	Projected 2022	Adopted Budget 2023	Amended Budget 2023
<b>Beginning Fund Balance</b>	6,363,440	6,363,440	9,608,976	9,608,976
<b><u>Revenues</u></b>				
Property Tax Revenue	9,022,547	10,438,441	10,838,790	10,838,790
Sales Tax	6,130,000	6,880,631	7,304,343	7,304,343
Franchise Fees	1,001,000	1,131,222	1,007,500	1,007,500
Other Taxes	90,000	117,004	110,000	110,000
Licenses & Permits	456,500	534,648	456,500	456,500
Intergovernmental Revenue	41,000	50,543	41,000	41,000
Charges For Services	170,950	144,229	170,950	170,950
Fines & Forfeitures	461,000	425,024	601,000	601,000
<b>Miscellaneous:</b>				
Interest Earned	30,000	30,269	30,000	30,000
Miscellaneous Revenues	99,000	129,651	30,000	30,000
<b>Other Financing Sources/(Uses)</b>				
Transfers In From Other Funds	3,669,796	3,395,547	2,425,789	2,650,789
<b>Total Revenues</b>	<b>21,171,793</b>	<b>23,277,208</b>	<b>23,015,872</b>	<b>23,240,872</b>

## GENERAL FUND EXPENDITURE COMPARISON





## **STEWARDSHIP**

**Stewardship is an ethical value that embodies the responsible planning and management of resources. The concepts of stewardship can be applied to the environment and nature, economics, health, property, information, theology, cultural resources etc. Stewardship can also be applied to budgeting and municipal resources.**