

CITY OF BALCH SPRINGS, TEXAS



City Council's Monthly Financial Report Fiscal Year 2019 For month ended 04/30/2019 as of 07/09/2019 09:43 AM

City of Balch Springs, Texas
City Council's Monthly Financial Report

Table of Contents

Description	Page
<i>Fund Balance Report</i>	3
<i>General Fund Expenditures by Department</i>	4
<i>General Fund Revenues by Class</i>	5
<i>Enterprise Funds Expenditures by Department</i>	6
<i>Enterprise Funds Revenues</i>	7
<i>Component Units Expenditures by Department</i>	8
<i>Donation Fund</i>	9
<i>Grant Fund</i>	10
<i>Sales Tax Analysis</i>	11
<i>Redflex Analysis</i>	12
<i>Appendix</i>	13

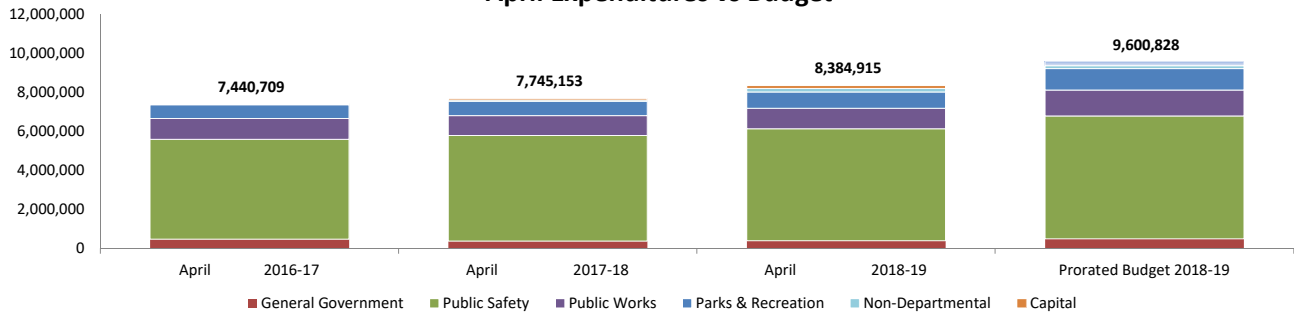
City of Balch Springs, Texas
Fund Balance Report
All Funds
For month ended 04/30/2019

Fund #	Fund Name	2019 Beginning Fund Bal [^]	YTD REV	YTD EXP	Net	Curr Fund Bal
10	GENERAL FUND	2,456,207	11,621,637	8,384,915	3,236,722	5,692,928
76	WATER FUND	10,992,953	3,312,879	3,418,135	(105,256)	10,887,698
77	WASTE WATER FUND	9,053,672	2,464,832	1,738,761	726,071	9,779,743
78	SOLID WASTE FUND	407,214	1,820,223	1,506,638	313,586	720,800
	Total Utility Funds	20,453,840	7,597,934	6,663,533	934,401	21,388,241
50	DEBT SERVICE FUND	247,776	641,317	76,838	564,479	812,255
52	EDC TYPE A DEBT SERVICE	86,595	243,484	60,914	182,571	269,165
53	EDC TYPE B DEBT SERVICE	280,843	2,518	-	2,518	283,361
54	TAX INCREMENT FUND DEBT SERVICE	-	-	-	-	-
	Total Debt Service Funds	615,214	887,319	137,751	749,568	1,364,781
20	SECTION 8	7,032	345,952	351,628	(5,675)	1,357
12	EDC TYPE A	1,423,788	564,375	482,036	82,340	1,506,128
12	LESS: Reserved for Hickory Rd					(140,602)
12	NET AVAILABLE : EDC TYPE A					1,365,526
13	EDC TYPE B	1,135,802	570,671	318,735	251,936	1,387,738
	Total Economic Development	2,559,590	1,135,046	800,771	334,276	2,753,264
21	MUNI COURT BUILDING SECURITY	48,727	8,487	-	8,487	57,214
22	MUNI COURT TECHNOLOGY	55,837	11,265	19,712	(8,447)	47,391
23	MUNI COURT JUVENILE CASE MGT	71,238	14,435	7,587	6,848	78,086
24	HOTEL OCCUPANCY TAX	234,755	40,258	42,638	(2,380)	232,375
27	EMERGENCY MGT RESERVE FUND	-	26,659	-	26,659	26,659
28	GRANTS	31,207	26,442	27,068	(626)	30,581
29	DONATION FUND	37,138	18,120	14,748	3,373	40,511
30	TAX INCREMENT FUND (TIF)	-	-	-	-	-
40	STATE CH 59 LAW ENFORCEMENT	34,250	10,194	3,667	6,527	40,776
41	DEPARTMENT OF JUSTICE GRANTS	244	11,421	1,650	9,771	10,015
42	CHAP 683 ABANDONED VEHICLES	102,741	39,698	-	39,698	142,439
44	US TREASURY FORFEITURES	134,661	114,555	6,747	107,809	242,469
46	DEPT OF JUSTICE FORFEITURES	31,294	15,839	-	15,839	47,132
48	RED LIGHT CAMERA FUND ^^	1,360	265,867	96,340	169,527	170,887
61	CAPITAL PROJECTS FUND	-	-	-	-	-
62	EDC TYPE A CAPITAL PROJECTS	1,103,253	1,572,069	-	1,572,069	2,675,322
72	STREET MAINTENANCE FUND	1,889,622	554,603	93,116	461,486	2,351,108
	Total Special Revenue Funds	3,776,325	2,729,911	313,272	2,416,639	6,192,964
	Grand Total All Funds	29,868,208	24,317,799	16,651,870	7,665,930	37,393,535

[^] Unaudited numbers

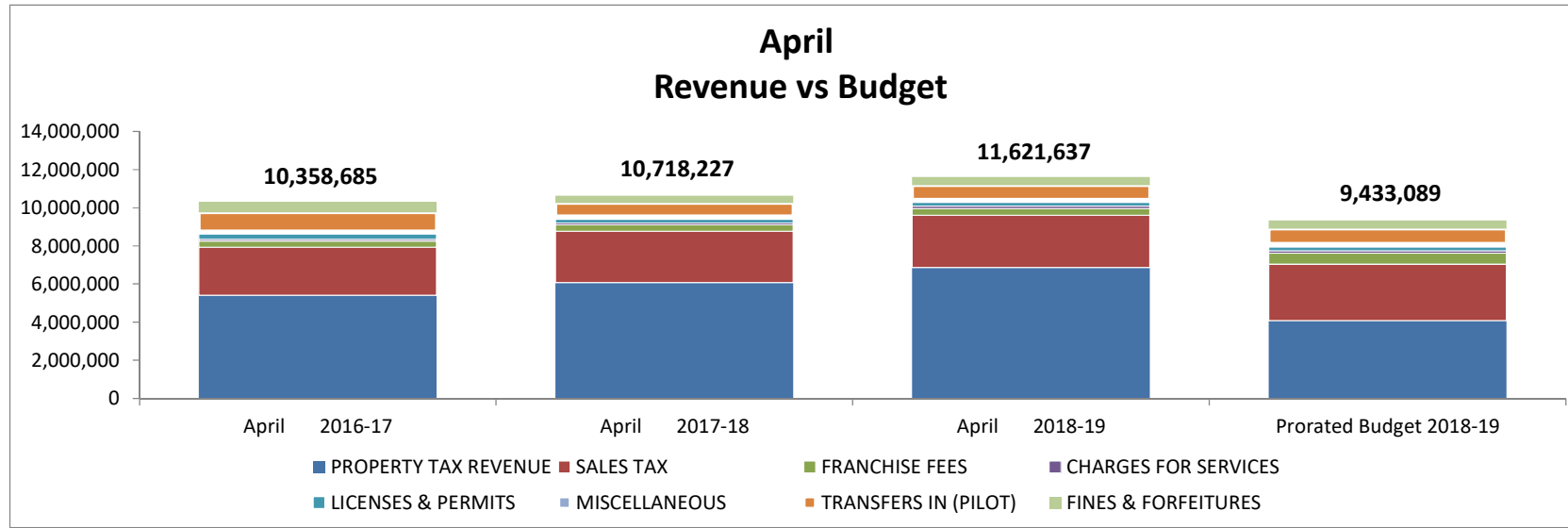
^{^^} Funds governed by laws - payment made to state at fiscal year end. Revenue received in the following month

April Expenditures vs Budget



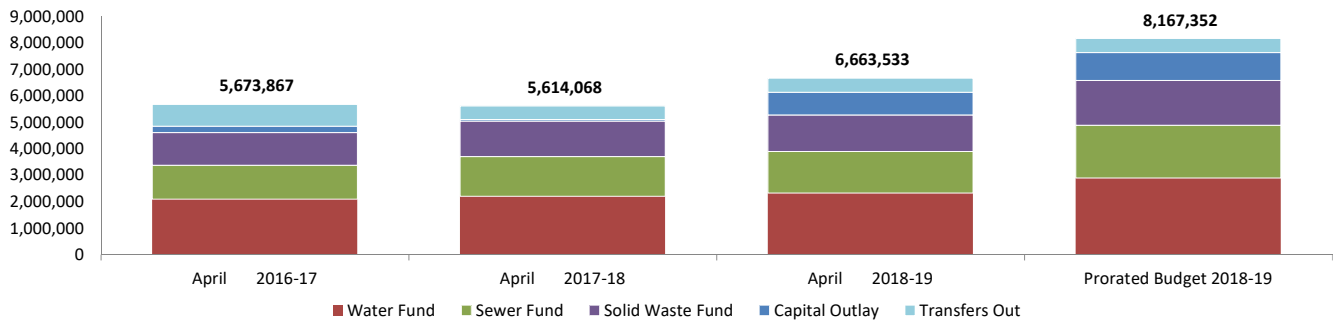
Dept No.	Department Desc	April 2016-17	April 2017-18	April 2018-19	Prorated Budget 2018-19	Variance 2018-19	% Variance 2018-19	Notes
General Government								
12	CITY SECRETARY	119,778	105,436	115,578	184,462	(68,885)	-37.34%	
13	CITY ATTORNEY	54,867	51,000	57,000	66,500	(9,500)	-14.29%	
14	CITY COUNCIL	38,926	54,042	56,086	70,309	(14,223)	-20.23%	
16	HUMAN RESOURCES	185,241	132,242	116,048	129,946	(13,898)	-10.70%	
18	INFORMATION TECH	69,078	34,023	45,684	46,701	(1,017)	-2.18%	
19	GRANT ADMINISTRATION	-	-	-	8,908	(8,908)	-100.00%	1F
	General Government Total	467,890	376,744	390,395	497,918			
Public Safety								
21	POLICE	2,643,312	2,855,799	3,020,129	3,379,360	(359,230)	-10.63%	1G
22	FIRE	1,980,381	2,064,334	2,208,551	2,308,513	(99,961)	-4.33%	
23	CITY MARSHAL	169,314	183,165	190,555	216,386	(25,832)	-11.94%	
24	MUNICIPAL COURT	187,763	173,590	197,811	214,216	(16,405)	-7.66%	
25	ANIMAL CONTROL	93,421	99,073	111,019	131,751	(20,732)	-15.74%	
26	CIVIL SERVICE	1,574	992	177	2,392	(2,215)	-92.60%	
27	EMERGENCY MANAGEMENT	50,872	44,879	26,327	41,376	(15,048)	-36.37%	
	Public Safety Total	5,126,637	5,421,833	5,754,570	6,293,993			
Public Works								
90	PUBLIC WORKS	-	-	-	-	-	0.00%	
31	STREETS & DRAINAGE	286,512	204,730	219,906	279,040	(59,134)	-21.19%	
32	PLANNING	169,177	147,555	162,626	188,392	(25,766)	-13.68%	
33	NEIGHBORHOOD SERVICES	35,343	17,895	52,013	58,948	(6,935)	-11.76%	
34	CONSTRUCTION MGMT	5,060	-	-	29,458	(29,458)	-100.00%	1R
35	GIS (GEOGRAPHIC INFO SYS)	39,166	42,369	47,484	56,493	(9,009)	-15.95%	
36	BUILDING INSPECTIONS	140,714	163,068	157,052	223,788	(66,736)	-29.82%	
37	BUILDING MAINTENANCE	251,260	267,984	247,091	308,218	(61,127)	-19.83%	
38	CODE ENFORCEMENT	68,158	62,182	52,168	92,161	(39,993)	-43.39%	
39	FLEET SERVICES	74,679	105,680	115,962	105,106	10,856	10.33%	1W
	Public Works Total	1,070,069	1,011,462	1,054,302	1,341,604			
Parks & Recreation								
40	PARKS MAINTENANCE	73,324	76,079	66,349	145,856	(79,506)	-54.51%	
41	MOWING	222,381	204,589	241,906	291,248	(49,342)	-16.94%	
42	CIVIC CENTER	4,598	3,504	4,122	4,223	(101)	-2.40%	
43	LIBRARY & LEARNING CENTER	211,263	234,054	237,922	286,569	(48,647)	-16.98%	
44	RECREATION CENTER	107,745	129,400	176,681	237,493	(60,812)	-25.61%	
45	SENIOR CENTER	63,831	63,497	66,831	72,703	(5,872)	-8.08%	
46	COMMUNITY EVENTS	17,646	30,828	27,951	48,637	(20,686)	-42.53%	1AD
	Parks & Recreation Total	700,788	741,951	821,762	1,086,728			
Non-Departmental								
15	GENERAL ITEMS	56,986	61,698	193,336	153,645	39,691	25.83%	1AE
	Non-Departmental Total	56,986	61,698	193,336	153,645			
Capital								
81	CAPITAL OUTLAY	18,340	90,632	143,947	203,449	(59,502)	-29.25%	1AF
	Capital Outlay Total	18,340	90,632	143,947	203,449			
Transfers Out								
91	TRANSFERS OUT	-	40,833	26,603	14,583	12,020	82.42%	1AG
	Transfers Out Total	-	40,833	26,603	14,583			
	Grand Total	7,440,709	7,745,153	8,384,915	9,600,828			

City of Balch Springs, Texas
 City Council Monthly Financial Report
 General Fund Revenues



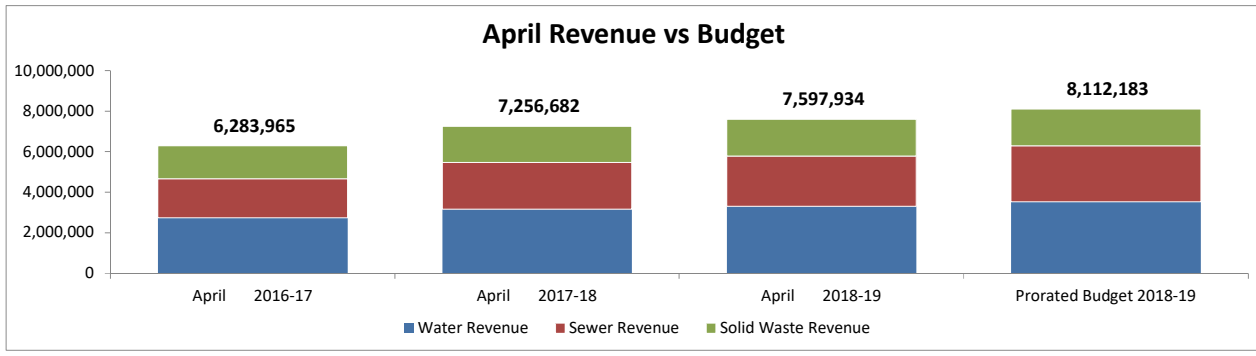
Revenue Type	April 2016-17	April 2017-18	April 2018-19	Prorated Budget 2018-19	Variance 2018-19	% Variance 2018-19	Notes
PROPERTY TAX REVENUE	5,402,629	6,067,387	6,860,920	4,082,167	2,778,753	68.07%	2A
SALES TAX	2,534,513	2,705,569	2,751,667	2,951,667	(199,999)	-6.78%	2B
FRANCHISE FEES	315,771	334,694	354,321	589,167	(234,845)	-39.86%	2C
OTHER TAXES	21,739	5,199	5,065	23,333	(18,268)	-78.29%	2D
LICENSES & PERMITS	326,234	244,851	253,018	252,292	726	0.29%	
INTERGOVERNMENTAL REVENUE	30,826	87,002	12,663	81,433	(68,770)	-84.45%	2F
CHARGES FOR SERVICES	99,072	100,939	128,558	123,492	5,066	4.10%	2G
FINES & FORFEITURES	541,321	377,306	426,892	428,750	(1,858)	-0.43%	
Total Major Revenue	9,272,106	9,922,948	10,793,105	8,532,300			
Miscellaneous							
INTEREST EARNED	2,298	16,041	27,126	12,833	14,292	111.37%	2I
MISCELLANEOUS REVENUES	28,899	16,939	27,907	10,675	17,232	161.43%	2J
OTHER FINANCING SOURCES/(USES)	61,967	78,462	30,455	105,099	(74,645)	-71.02%	2K
Total Miscellaneous Revenue	93,164	111,442	85,487	128,608			
Transfers							
TRANSFERS IN (PILOT)	993,415	683,837	743,044	772,182	(29,138)	-3.77%	2L
Grand Total	10,358,685	10,718,227	11,621,637	9,433,089			

April Expenses vs Budget



Dept No.	Department Desc	April 2016-17	April 2017-18	April 2018-19	Prorated Budget 2018-19	Variance 2018-19	% Variance 2018-19	Notes
Water Fund								
11	CITY MANAGER	165,300	161,722	163,656	179,247	(15,591)	-8.70%	
15	UTILITY FINANCE	188,945	208,580	358,231	382,150	(23,919)	-6.26%	
17	UTILITY BILLING	255,337	244,621	228,409	294,641	(66,231)	-22.48%	
18	UTILITY METER SERVICES	104,278	119,212	111,918	144,902	(32,985)	-22.76%	
19	UTILITY COMPUTERS	83,035	75,961	78,451	96,339	(17,888)	-18.57%	
71	WATER ADMINISTRATION	155,559	181,084	191,939	230,500	(38,561)	-16.73%	
72	WATER DISTRIBUTION	316,257	336,412	364,161	440,220	(76,058)	-17.28%	
79	WATER WHOLESALE PURCHASES	736,145	766,905	677,702	991,667	(313,965)	-31.66%	3H
61	WATER DEBT SERVICE	95,826	116,258	156,128	137,104	19,024	13.88%	3I
	Water Fund Total	2,100,682	2,210,754	2,330,595	2,896,768			
Sewer Fund								
75	SEWER COLLECTION	258,774	315,485	322,499	408,297	(85,798)	-21.01%	
76	SITE RESTORATION	200,599	203,365	182,161	302,539	(120,378)	-39.79%	
79	SEWER WHOLESALE COSTS	816,103	981,688	1,059,133	1,286,250	(227,117)	-17.66%	3L
	Sewer Fund Total	1,275,476	1,500,538	1,563,794	1,997,087			
Solid Waste Fund								
78	SOLID WASTE MAINTENANCE	50,027	50,584	57,520	72,899	(15,379)	-21.10%	
79	SOLID WASTE WHOLESALE COSTS	1,191,822	1,287,757	1,321,705	1,618,167	(296,462)	-18.32%	3N
	Solid Waste Total	1,241,849	1,338,342	1,379,225	1,691,066			
Capital Outlay								
81	CAPITAL OUTLAY	237,445	55,598	864,376	1,051,750	(187,374)	-17.82%	
	Capital Outlay Total	237,445	55,598	864,376	1,051,750			
Transfers Out								
91	TRANSFER OUT (PILOT)	818,415	508,837	525,544	530,682	(5,138)	-0.97%	
	Transfers Out Total	818,415	508,837	525,544	530,682			
	Grand Total	5,673,867	5,614,068	6,663,533	8,167,352			

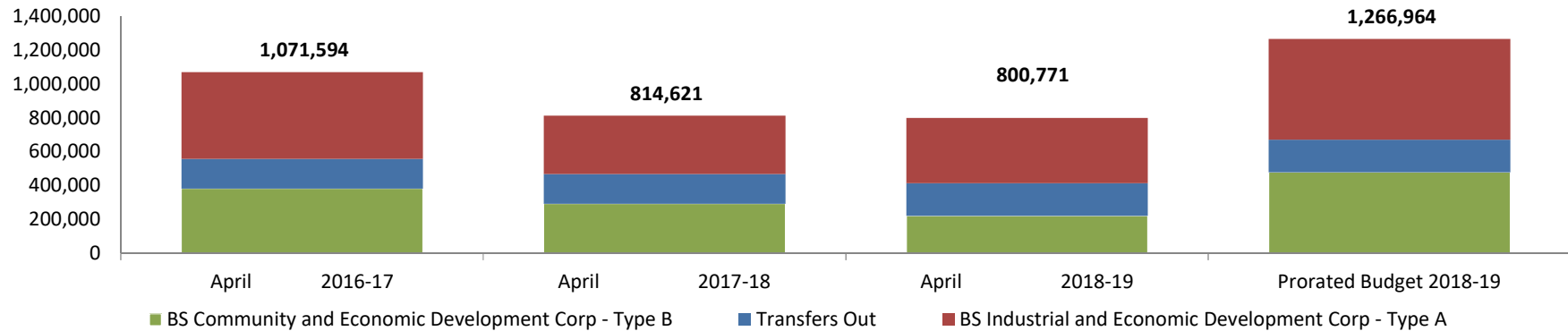
City of Balch Springs, Texas
 City Council Monthly Financial Report
 Enterprise Fund Revenues



Revenue Type	April 2016-17	April 2017-18	April 2018-19	Prorated Budget 2018-19	Variance 2018-19	% Variance 2018-19	Notes
Water Revenue							
WATER SERVICE	2,226,631	2,544,578	2,646,494	3,055,500	(409,007)	-13.39%	4A
WATER ACTIVATION FEE	72,860	68,100	21,085	29,167	(8,082)	-27.71%	
WATER BACKFLOW REGIST/INSPECT	69,630	100,554	79,080	75,833	3,247	4.28%	
WATER CUST SERV INSPECTION FEE	5,300	1,950	1,550	1,750	(200)	-11.43%	
WATER FIELD COLLECTION FEES	77	105	287	117	170	146.00%	4E
WATER METER AND SET FEES	6,519	2,031	-	1,750	(1,750)	-100.00%	
WATER METER TAMPER FEES	4,250	5,325	2,600	4,667	(2,067)	-44.29%	
WATER TRANSFER SERVICE FEE	150	150	250	292	(42)	-14.29%	
WATER PENALTIES	126,051	136,349	138,533	125,417	13,116	10.46%	4I
WATER RECONNECT FEES	33,472	45,743	58,770	40,833	17,937	43.93%	4J
CODE ENFORCEMENT FEES	-	-	-	-	-	0.00%	4K
TAP FEES	17,000	31,239	47,400	29,167	18,233	62.51%	4L
TEMPORARY SERVICE FEES	4,545	4,330	3,290	2,917	373	12.80%	4M
PRO RATA FEES	30,750	-	3,883	-	3,883	0.00%	
NSF CHECK FEES	2,800	3,010	3,430	2,917	513	17.60%	
INTEREST EARNED	10,571	34,629	56,788	23,333	33,455	143.38%	4P
MISCELLANEOUS REVENUES	1,564	1,884	88,286	1,167	87,119	7467.38%	4Q
BAD DEBT COLLECTIONS	1,009	193	-	1,167	(1,167)	-100.00%	
CASH OVER/SHORT	(1,294)	(1,890)	(323)	-	(323)	0.00%	
CREDIT CARD FEES	63,653	73,752	79,069	67,083	11,986	17.87%	4T
DISCOUNTS TAKEN	-	-	-	-	-	0.00%	
CELL TOWER LEASE REV	56,008	99,507	77,208	70,000	7,208	10.30%	4V
SALE OF ASSETS	-	-	-	-	-	0.00%	
SALES OF EQUIP/VEHICLES	-	-	-	-	-	0.00%	
GENERAL REFUND	-	8,292	5,199	-	5,199	0.00%	
CONTRIBUTED CAPITAL	-	-	-	-	-	0.00%	
Total Water Revenue	2,731,546	3,159,831	3,312,879	3,533,075			
Sewer Revenue							
GREASE HAULER REGIST/INSPEC	-	3,000	3,350	1,750	1,600	91.43%	
SEWER SERVICE	1,876,219	2,251,377	2,403,276	2,709,000	(305,724)	-11.29%	4AB
SEWER SURCHARGE	48,394	51,033	56,702	43,750	12,952	29.60%	4AC
TAP FEES	-	-	-	-	-	0.00%	
INTEREST EARNED	-	-	-	-	-	0.00%	
MISCELLANEOUS REVENUES	3,100	-	100	583	(483)	-82.86%	
GENERAL REFUND	-	3,962	1,404	-	1,404	0.00%	4AG
Total Sewer Revenue	1,927,713	2,309,372	2,464,832	2,755,083			
Solid Waste Revenue							
TRASH SERVICE RESIDENTIAL	783,002	838,829	874,377	857,500	16,877	1.97%	
TRASH SERVICE COMMERCIAL	621,731	682,525	718,242	702,917	15,325	2.18%	
TRASH SERVICE ROLLOFF	212,925	260,740	220,612	256,667	(36,054)	-14.05%	
TRASH SERVICE BULK PICKUP	6,500	4,422	5,655	5,833	(178)	-3.06%	
INTEREST EARNED	-	375	733	-	733	0.00%	
MISCELLANEOUS REVENUES	-	-	-	583	(583)	-100.00%	
DISCOUNTS TAKEN	549	589	603	525	78	14.90%	
Total Solid Waste Revenue	1,624,707	1,787,479	1,820,223	1,824,025			
Grand Total	6,283,965	7,256,682	7,597,934	8,112,183			

City of Balch Springs, Texas
 City Council Monthly Financial Report
 Component Units Expenses

April Expenses vs Budget



Dept No.	Department Desc	April 2016-17	April 2017-18	April 2018-19	Prorated Budget 2018-19	Variance 2018-19	% Variance 2018-19	Notes
BS Industrial and Economic Development Corp - Type A								
11	EDC TYPE A ADMINISTRATION	197,713	113,114	93,754	160,140	(66,386)	-41.45%	
51	EDC TYPE A ECON DEVELOPMENT	167,313	24,681	36,525	152,250	(115,725)	-76.01%	
91	TRANSFERS OUT	148,158	207,630	255,507	282,361	(26,854)	-9.51%	
	Type A Total	513,184	345,425	385,786	594,750			
BS Community and Economic Development Corp - Type B								
11	EDC TYPE B ADMINISTRATION	171,363	92,812	88,587	136,135	(47,548)	-34.93%	
51	EDC TYPE B ECON DEVELOPMENT	102,023	99,919	121,499	275,095	(153,597)	-55.83%	
91	TRANSFERS OUT	110,024	101,465	12,400	68,483	(56,083)	-81.89%	
	Type B Total	383,410	294,195	222,485	479,714			
Transfers Out								
	TRANSFERS TO GENERAL FUND	175,000	175,000	192,500	192,500	-	0.00%	
	Grand Total	1,071,594	814,621	800,771	1,266,964			

City of Balch Springs, Texas

Donation Fund

04/30/2019

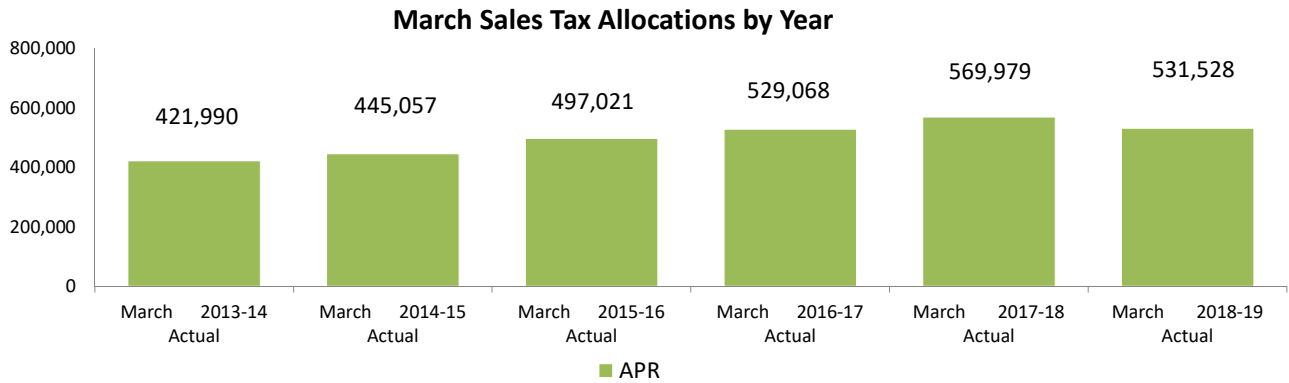
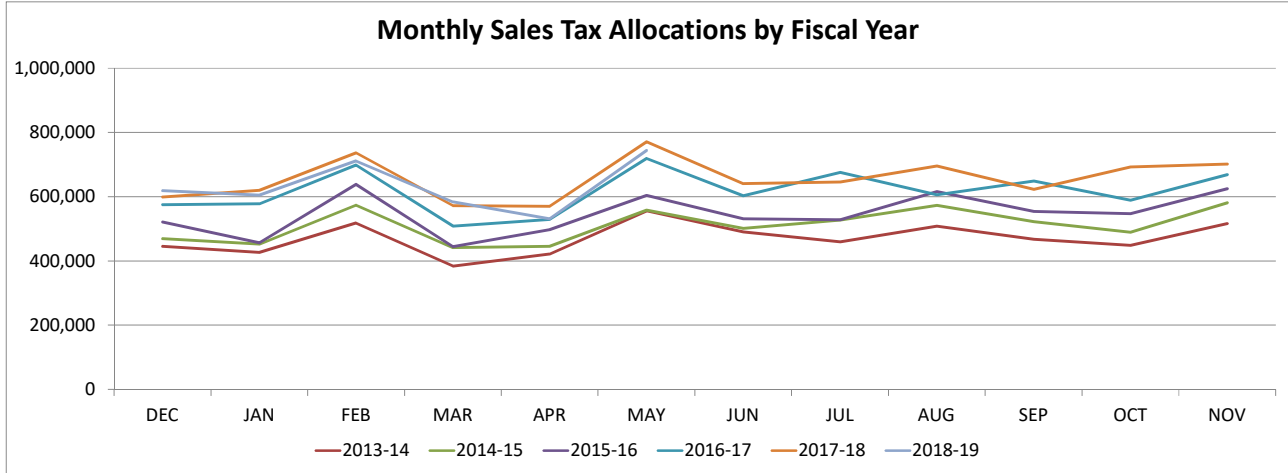
Department Description	Program Description	Balance
<u>Donation Funds:</u>		
NON-DEPARTMENTAL	EMPLOYEES	3,783
POLICE DEPARTMENT	GENERAL	6,984
POLICE DEPARTMENT	CRIME PREVENTION	1,948
POLICE DEPARTMENT	EXPLORER PROGRAM	1,544
POLICE DEPARTMENT	K-9 UNIT	3,151
POLICE DEPARTMENT	SANTA COP	9,593
FIRE DEPARTMENT	GENERAL	1,195
ANIMAL SERVICES	GENERAL	4,156
NEIGHBORHOOD SERVICES	COMMUNITY DEVELOPMENT	740
LIBRARY & LEARNING CENTER	GENERAL	2,707
RECREATION CENTER	GENERAL	1,547
CITY EVENTS	KEEP BALCH SPRINGS BEAUTIFUL	409
CITY EVENTS	BACK TO SCHOOL BASH	2,060
CITY EVENTS	CHRISTMAS PARADE & EVENTS	607
Total Donation Accounts		<u>40,424</u>

City of Balch Springs, Texas
Grant Fund

04/30/2019

Department Description	Program Description	Balance
<u>Federal Funds:</u> *		
POLICE DEPARTMENT	BULLETPROOF VESTS	3,416
CODE ENFORCEMENT	CDBG	10,619
Total Federal Funds		14,035
<u>State Funds:</u>		
POLICE DEPARTMENT	LAW ENFORCEMENT OFFICER STANDARDS & EDUCATION	13,487
FIRE DEPARTMENT	LAW ENFORCEMENT OFFICER STANDARDS & EDUCATION	1,482
LIBRARY	TEXAS STATE LIBRARY & ARCHIVES COMMISSION^	473
LIBRARY	TEXAS COMMISSION ON THE ARTS	438
LIBRARY	MISCELLANEOUS	106
NEIGHBORHOOD SERVICES	AMY YOUNG BARRIER REMOVAL PROGRAM^	(25)
Total State Funds		15,961
<u>Local Funds:</u>		
POLICE DEPARTMENT	DRIVE SAFE / SAVE OTHERS	-
NEIGHBORHOOD SERVICES	COMMUNITY DEVELOPMENT	524
Total Local Funds		524
*does not include HUD funds		
^reimbursement grant		
Total Grant Funds		30,520

City of Balch Springs, Texas
 City Council Monthly Financial Report
 Sales Tax Allocation From State



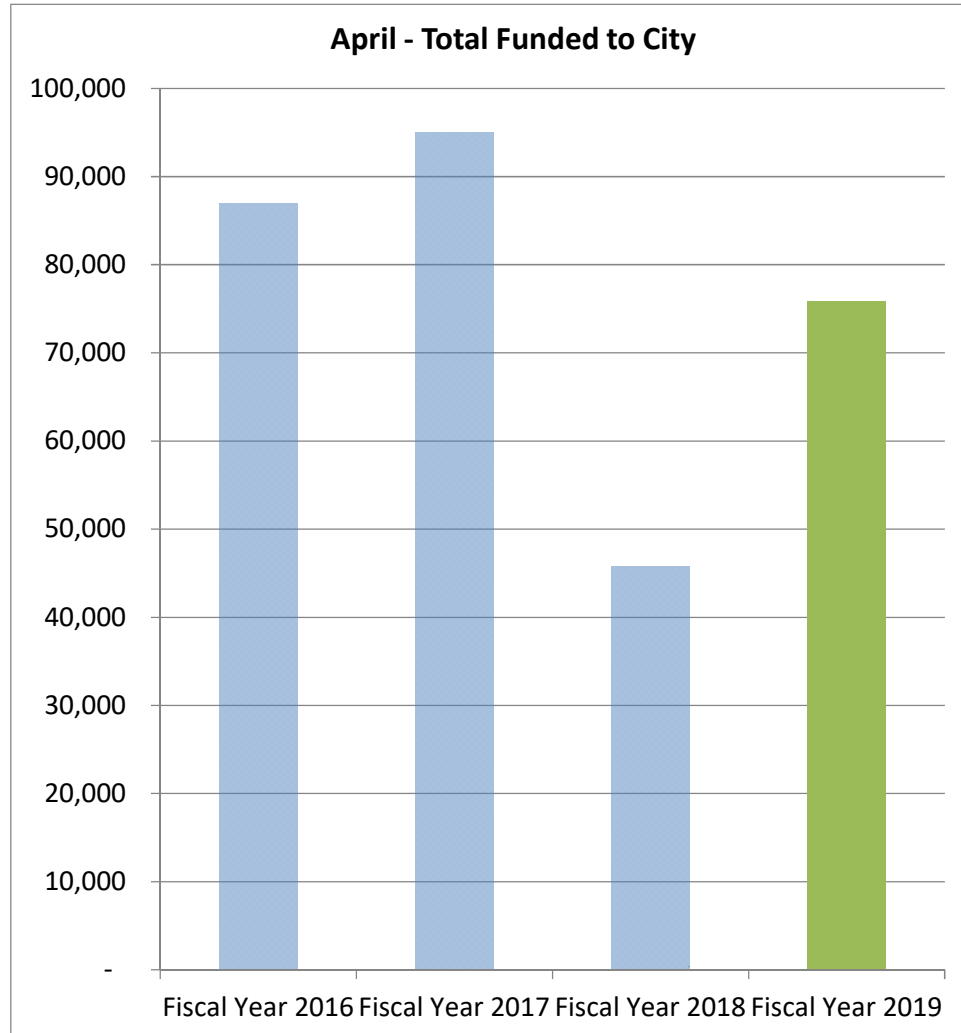
	March 2013-14 Actual	March 2014-15 Actual	March 2015-16 Actual	March 2016-17 Actual	March 2017-18 Actual	March 2018-19 Actual	Change vs Prior Year	YTD % Change
DEC	445,162	468,858	521,604	574,790	598,465	619,072	3.44%	3.44%
JAN	426,091	452,316	456,665	578,350	619,868	605,313	-2.35%	0.50%
FEB	518,014	573,489	638,381	698,190	736,495	711,591	-3.38%	-0.96%
MAR	384,023	441,418	444,366	508,646	572,069	583,874	2.06%	-0.28%
APR	421,990	445,057	497,021	529,068	569,979	531,528	-6.75%	-1.47%
MAY	555,457	557,729	603,391	719,104	770,884	744,006	-3.49%	-1.87%
JUN	489,943	501,166	531,496	602,633	640,693			
JUL	459,556	526,917	528,375	675,493	645,258			
AUG	508,277	572,869	615,719	605,896	695,522			
SEP	467,047	522,169	554,241	648,683	622,803			
OCT	448,177	489,241	546,719	589,125	692,478			
NOV	516,483	581,184	624,905	668,349	701,587			
	5,640,220	6,132,413	6,562,883	7,398,326	7,866,100	3,795,386		

City of Balch Springs, Texas
 City Council Monthly Financial Report
 Redflex Revenue

Funding to City by Month					
	Fiscal Year 2016	Fiscal Year 2017	Fiscal Year 2018	Fiscal Year 2019	Prior Yr % change
OCT	38,209	54,492	53,029	50,542	-5%
NOV	50,529	41,095	37,656	21,873	-42%
DEC	54,283	41,914	36,168	27,186	-25%
JAN	55,996	40,007	38,741	44,771	16%
FEB	63,654	58,220	55,103	56,522	3%
MAR	87,469	75,540	68,625	64,830	-6%
APR	86,953	94,973	45,785	75,891	66%
MAY	54,719	39,008	53,896	-	
JUN	41,478	58,248	38,755	-	
JUL	54,026	42,063	41,491	-	
AUG	55,153	46,314	52,544	-	
SEP	69,024	31,594	42,857	-	
Total	711,493	623,469	564,651	341,614	

Funding Allocations	April 2018	April 2019	% Change
Revenue from violations	80,186	113,687	42%
Less: Processing Fees	(2,671)	(4,066)	52%
Less: Invoices	(31,730)	(33,730)	6%
Total Funded to City	45,785	75,891	66%
funded as a % of revenue	57.10%	66.75%	
processing fees as a % of revenue	3.33%	3.58%	
invoices as a % of revenue	39.57%	29.67%	

Texas Traffic Code 707.008 (a)(2) "...may be used only to fund traffic safety programs, including pedestrian safety programs, public safety programs, intersection improvements, and traffic enforcement."



City of Balch Springs, Texas
City Council Monthly Financial Report
Appendix

Note	Comments
1A	
1B	
1C	
1D	
1E	
1F	Added department. Will go into effect in August 2019.
1G	Salary savings
1H	
1I	
1J	
1K	
1L	
1M	
1N	
1O	
1P	
1Q	
1R	SRTS Engineering Fees Paid to Dunaway in May
1S	
1T	
1U	
1V	
1W	Unit#35/WW Collections Engine Replacement
1X	
1Y	
1Z	
1AA	
1AB	
1AC	
1AD	Cancelled Christmas Parade
1AE	TML Ins. allocated quarterly. Will smooth itself out by year-end.
1AF	Police Vehicles & Equip funded by Prosperity's LOC should be Paid and Reimbursed by Year End
1AG	Annual Emergency Reserve Fund Transfer per Ordinance No, 3177-18. Will smooth itself out by year-end.

City of Balch Springs, Texas
City Council Monthly Financial Report
Appendix

Note	Comments
2A	Property Taxes are due by January 31st of a given fiscal year
2B	Volatile source of revenue. Trending under budget.
2C	Annual Oncor franchise revenue is received at the end of November of next fiscal year. Usually over \$500k
2D	Received quarterly and annually
2E	
2F	School Resource Officer (SRO) revenue received quarterly; Community Development Block Grant (CDBG) moved to Grant Fund.
2G	Mostly due to increasing trends in room rentals, residential property rentals & STEP program fines
2H	
2I	Interest higher with new bank contract, reinvesting cash into higher interest bearing accounts
2J	Primarily due to credit card fees as more depts are now taking online credit card payments. Citibank Annual CC rebate rcvd.
2K	There is a remaining balance due for Hickory Tree Rd that Dallas County Public Works has not yet invoiced EDC for. Entry is recorded as a capital contribution in the ge
2L	Utility Funds experiencing downward revenue trend due to increased rainfall (less water consumption).
3A	
3B	
3C	
3D	
3E	
3F	
3G	
3H	Month activity paid the following month
3I	Interest for 2016 water bond due in March & Sept
3J	
3K	
3L	Month activity paid in the following month
3M	
3N	Month activity paid in the following month
3O	
3P	

City of Balch Springs, Texas
City Council Monthly Financial Report
Appendix

Note	Comments
4A	Utility Funds experiencing downward revenue trend due to increased rainfall (less water consumption).
4B	
4C	
4D	
4E	Water bill payment domicile collections trending up from prior years
4F	
4G	
4H	
4I	water penalties trend higher at the beginning of the fiscal year - could be attributed to the water rate increase on 10/1
4J	Expected to decrease due to Pay-by-Phone implementation on Jan 22, 2019
4K	In general fund - under fines and fees
4L	Water & Sewer taps combined prior to May 2019. A sporadic fee - a service fee that is charged for connecting the public water or wastewater main to the private plun
4M	Mostly due to Rental Registration Program
4N	
4O	
4P	Increased cash in the bank due to lease proceeds from AMI project in FY 2018
4Q	FY16 SRA settlement credits for rate year 2015 (litigation between SRA and DWU)
4R	
4S	
4T	Increased credit card usage as more departments now taking online payments. Now taking american express payments also.
4U	
4V	KKVI-Hilltop Tower Newly Added Lease
4W	
4X	
4Y	
4Z	
4AA	
4AB	Utility Funds experiencing downward revenue trend due to increased rainfall (less water consumption).
4AC	Industrial surcharge for excessive concentration
4AD	
4AE	
4AF	
4AG	Final FEMA Reimb
4AH	
4AI	

City of Balch Springs, Texas
City Council Monthly Financial Report
Appendix

Note	Comments
4AJ	
4AK	
4AL	
4AM	
4AN	

City of Balch Springs, Texas
City Council Monthly Financial Report
Appendix

Note	Comments
5A	
5B	
5C	
5D	
5E	
5F	
5G	