

CITY OF BALCH SPRINGS, TEXAS



City Council's Monthly Financial Report Fiscal Year 2019 For month ended 05/31/2019 as of 07/11/2019 12:20 PM

City of Balch Springs, Texas
City Council's Monthly Financial Report

Table of Contents

Description	Page
<i>Fund Balance Report</i>	3
<i>General Fund Expenditures by Department</i>	4
<i>General Fund Revenues by Class</i>	5
<i>Enterprise Funds Expenditures by Department</i>	6
<i>Enterprise Funds Revenues</i>	7
<i>Component Units Expenditures by Department</i>	8
<i>Donation Fund</i>	9
<i>Grant Fund</i>	10
<i>Sales Tax Analysis</i>	11
<i>Redflex Analysis</i>	12
<i>Appendix</i>	13

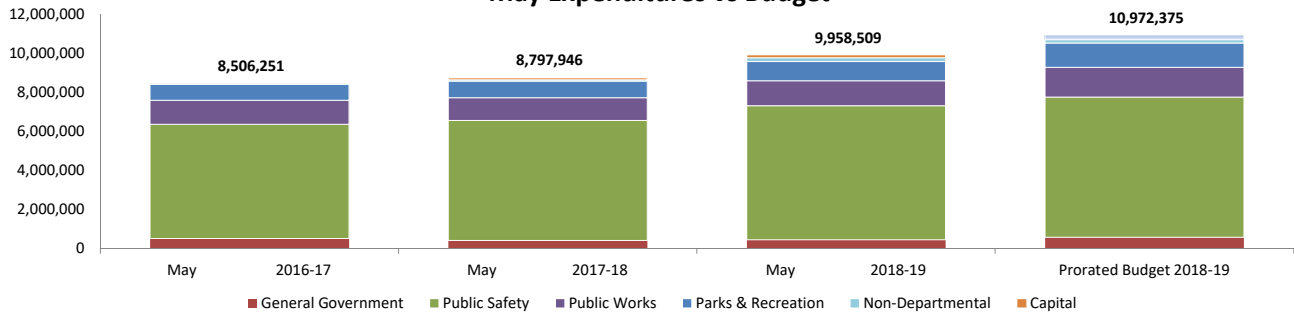
City of Balch Springs, Texas
Fund Balance Report
All Funds
For month ended 05/31/2019

Fund #	Fund Name	2019 Beginning Fund Bal [^]	YTD REV	YTD EXP	Net	Curr Fund Bal
10	GENERAL FUND	2,456,207	12,428,197	9,958,509	2,469,689	4,925,895
76	WATER FUND	10,992,953	3,796,390	3,944,444	(148,054)	10,844,899
77	WASTE WATER FUND	9,053,672	2,845,064	2,225,386	619,677	9,673,350
78	SOLID WASTE FUND	407,214	2,107,422	1,641,022	466,399	873,614
	Total Utility Funds	20,453,840	8,748,875	7,810,852	938,023	21,391,862
50	DEBT SERVICE FUND	247,776	647,777	76,838	570,939	818,715
52	EDC TYPE A DEBT SERVICE	86,595	267,018	60,914	206,105	292,699
53	EDC TYPE B DEBT SERVICE	280,843	2,899	-	2,899	283,742
54	TAX INCREMENT FUND DEBT SERVICE	-	-	-	-	-
	Total Debt Service Funds	615,214	917,694	137,751	779,943	1,395,157
20	SECTION 8	7,032	397,878	401,718	(3,839)	3,193
12	EDC TYPE A	1,423,788	659,665	536,180	123,485	1,547,273
12	LESS: Reserved for Hickory Rd					(140,722)
12	NET AVAILABLE : EDC TYPE A					1,406,551
13	EDC TYPE B	1,135,802	664,364	362,199	302,164	1,437,967
	Total Economic Development	2,559,590	1,324,028	898,379	425,649	2,844,518
21	MUNI COURT BUILDING SECURITY	48,727	9,724	-	9,724	58,451
22	MUNI COURT TECHNOLOGY	55,837	12,905	19,761	(6,856)	48,981
23	MUNI COURT JUVENILE CASE MGT	71,238	16,487	13,921	2,566	73,803
24	HOTEL OCCUPANCY TAX	234,755	48,003	50,067	(2,064)	232,691
25	CHILD SAFETY FUND	-	6,652	-	6,652	6,652
27	EMERGENCY MGT RESERVE FUND	-	26,669	-	26,669	26,669
28	GRANTS	31,207	28,069	32,833	(4,763)	26,443
29	DONATION FUND	37,138	20,196	14,748	5,448	42,587
30	TAX INCREMENT FUND (TIF)	-	-	-	-	-
40	STATE CH 59 LAW ENFORCEMENT	34,250	13,466	3,667	9,799	44,048
41	DEPARTMENT OF JUSTICE GRANTS	244	11,437	1,650	9,787	10,031
42	CHAP 683 ABANDONED VEHICLES	102,741	44,550	-	44,550	147,291
44	US TREASURY FORFEITURES	134,661	170,815	6,747	164,068	298,729
46	DEPT OF JUSTICE FORFEITURES	31,294	15,877	1,745	14,132	45,425
48	RED LIGHT CAMERA FUND ^^	1,360	341,796	120,225	221,571	222,931
61	CAPITAL PROJECTS FUND	-	-	-	-	-
62	EDC TYPE A CAPITAL PROJECTS	1,103,253	1,573,048	-	1,573,048	2,676,301
72	STREET MAINTENANCE FUND	1,889,622	648,400	93,116	555,284	2,444,906
	Total Special Revenue Funds	3,776,325	2,988,095	358,479	2,629,616	6,405,941
	Grand Total All Funds	29,868,208	26,804,768	19,565,688	7,239,080	36,966,566

[^] Unaudited numbers

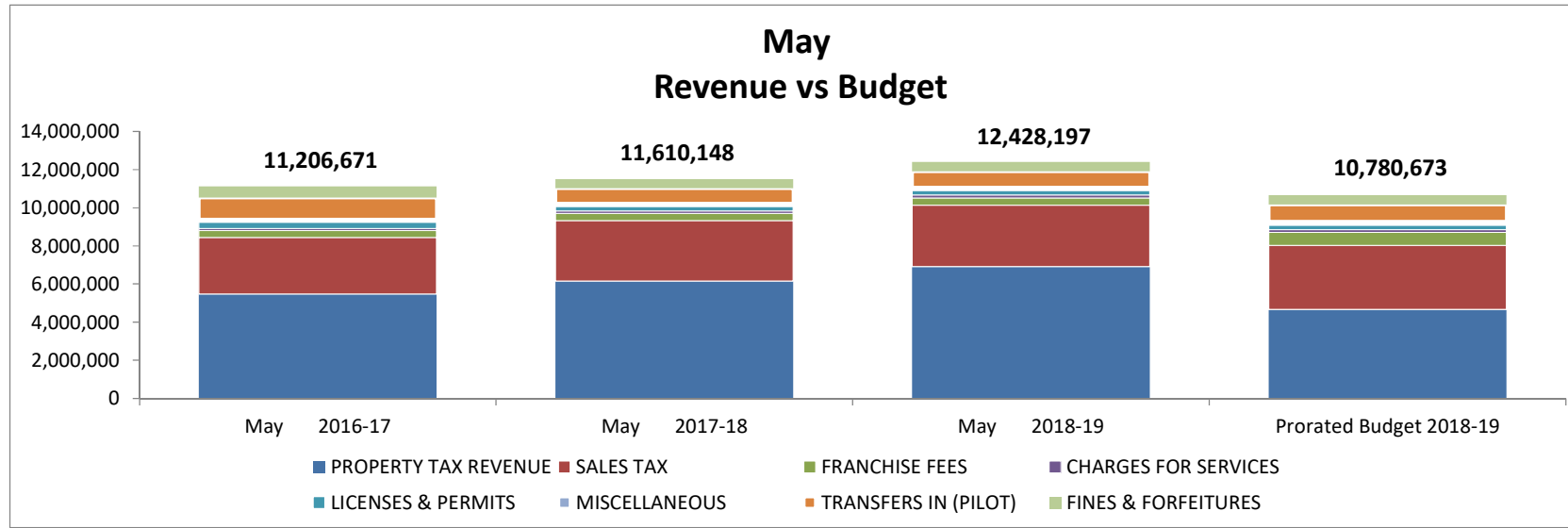
^{^^} Funds governed by laws - payment made to state at fiscal year end.
Revenue received in the following month

May Expenditures vs Budget



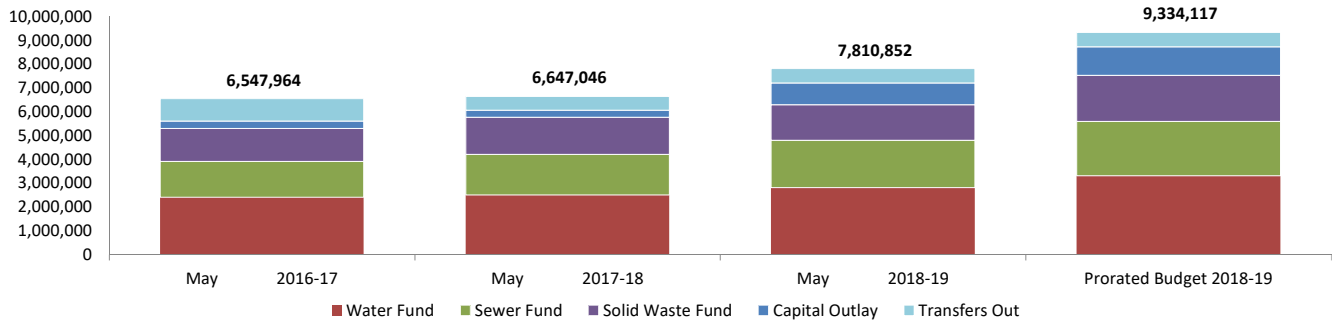
Dept No.	Department Desc	May 2016-17	May 2017-18	May 2018-19	Prorated Budget 2018-19	Variance 2018-19	% Variance 2018-19	Notes
General Government								
12	CITY SECRETARY	129,063	115,833	133,208	210,814	(77,606)	-36.81%	
13	CITY ATTORNEY	63,367	59,500	66,500	76,000	(9,500)	-12.50%	
14	CITY COUNCIL	45,540	56,416	61,908	80,353	(18,446)	-22.96%	
16	HUMAN RESOURCES	204,262	149,904	135,218	148,510	(13,292)	-8.95%	
18	INFORMATION TECH	70,329	34,186	48,206	53,372	(5,166)	-9.68%	
19	GRANT ADMINISTRATION	-	-	-	10,180	(10,180)	-100.00%	1F
	General Government Total	512,561	415,839	445,039	569,049			
Public Safety								
21	POLICE	3,042,045	3,252,259	3,625,653	3,862,125	(236,472)	-6.12%	1G
22	FIRE	2,248,777	2,331,000	2,630,815	2,638,300	(7,485)	-0.28%	
23	CITY MARSHAL	195,640	208,880	227,521	247,299	(19,778)	-8.00%	
24	MUNICIPAL COURT	210,631	193,121	226,454	244,818	(18,364)	-7.50%	
25	ANIMAL CONTROL	108,756	111,930	130,566	150,573	(20,007)	-13.29%	
26	CIVIL SERVICE	1,574	992	799	2,733	(1,934)	-70.77%	
27	EMERGENCY MANAGEMENT	55,001	45,426	29,162	47,287	(18,125)	-38.33%	1M
	Public Safety Total	5,862,424	6,143,609	6,870,970	7,193,135			
Public Works								
90	PUBLIC WORKS	-	-	-	-	-	0.00%	
31	STREETS & DRAINAGE	321,179	252,866	265,381	318,903	(53,523)	-16.78%	
32	PLANNING	193,116	171,244	192,142	215,305	(23,163)	-10.76%	
33	NEIGHBORHOOD SERVICES	39,896	23,218	62,586	67,369	(4,783)	-7.10%	
34	CONSTRUCTION MGMT	5,060	-	21,764	33,667	(11,903)	-35.36%	1R
35	GIS (GEOGRAPHIC INFO SYS)	45,015	51,136	55,693	64,563	(8,870)	-13.74%	
36	BUILDING INSPECTIONS	160,867	183,497	187,797	255,757	(67,960)	-26.57%	
37	BUILDING MAINTENANCE	297,756	300,774	295,580	352,249	(56,668)	-16.09%	
38	CODE ENFORCEMENT	77,688	71,179	65,214	105,327	(40,113)	-38.08%	
39	FLEET SERVICES	85,704	116,360	134,267	120,121	14,146	11.78%	1W
	Public Works Total	1,226,280	1,170,272	1,280,425	1,533,262			
Parks & Recreation								
40	PARKS MAINTENANCE	90,846	84,661	85,357	166,692	(81,335)	-48.79%	1X
41	MOWING	272,516	243,202	294,903	332,855	(37,952)	-11.40%	
42	CIVIC CENTER	5,387	3,729	4,673	4,827	(153)	-3.18%	
43	LIBRARY & LEARNING CENTER	241,212	261,694	283,702	327,507	(43,805)	-13.38%	
44	RECREATION CENTER	127,974	152,755	211,937	271,421	(59,484)	-21.92%	
45	SENIOR CENTER	72,089	71,982	79,208	83,089	(3,881)	-4.67%	
46	COMMUNITY EVENTS	18,966	36,351	28,937	55,585	(26,648)	-47.94%	1AD
	Parks & Recreation Total	828,990	854,372	988,717	1,241,975			
Non-Departmental								
15	GENERAL ITEMS	57,656	62,399	201,407	175,594	25,813	14.70%	1AE
	Non-Departmental Total	57,656	62,399	201,407	175,594			
Capital								
81	CAPITAL OUTLAY	18,340	110,622	145,347	232,513	(87,166)	-37.49%	1AF
	Capital Outlay Total	18,340	110,622	145,347	232,513			
Transfers Out								
91	TRANSFERS OUT	-	40,833	26,603	16,667	9,937	59.62%	1AG
	Transfers Out Total	-	40,833	26,603	16,667			
	Grand Total	8,506,251	8,797,946	9,958,509	10,972,375			

City of Balch Springs, Texas
 City Council Monthly Financial Report
 General Fund Revenues



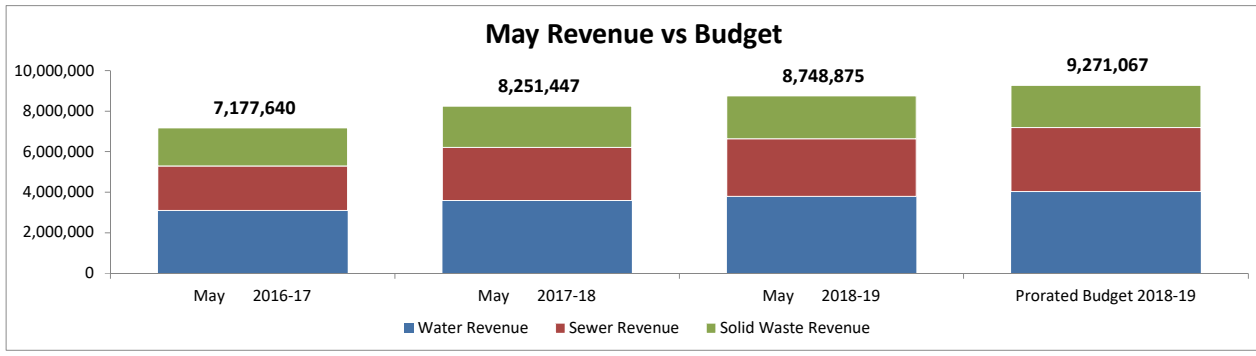
Revenue Type	May 2016-17	May 2017-18	May 2018-19	Prorated Budget 2018-19	Variance 2018-19	% Variance 2018-19	Notes
PROPERTY TAX REVENUE	5,466,311	6,146,095	6,912,873	4,665,333	2,247,539	48.18%	2A
SALES TAX	2,983,953	3,187,371	3,216,671	3,373,333	(156,662)	-4.64%	2B
FRANCHISE FEES	354,358	382,620	392,680	673,333	(280,654)	-41.68%	2C
OTHER TAXES	39,816	5,199	5,065	26,667	(21,602)	-81.01%	2D
LICENSES & PERMITS	371,728	281,295	287,191	288,333	(1,142)	-0.40%	
INTERGOVERNMENTAL REVENUE	44,681	103,068	22,508	93,067	(70,559)	-75.82%	2F
CHARGES FOR SERVICES	115,090	125,485	150,796	141,133	9,663	6.85%	2G
FINES & FORFEITURES	596,667	485,256	486,176	490,000	(3,824)	-0.78%	
Total Major Revenue	9,972,604	10,716,389	11,473,960	9,751,200			
Miscellaneous							
INTEREST EARNED	3,243	19,119	31,016	14,667	16,349	111.47%	2I
MISCELLANEOUS REVENUES	31,304	18,031	31,960	12,200	19,760	161.96%	2J
OTHER FINANCING SOURCES/(USES)	64,188	78,462	40,152	120,113	(79,961)	-66.57%	2K
Total Miscellaneous Revenue	98,734	115,613	103,128	146,980			
Transfers							
TRANSFERS IN (PILOT)	1,135,332	778,146	851,110	882,493	(31,383)	-3.56%	2L
Grand Total	11,206,671	11,610,148	12,428,197	10,780,673			

May Expenses vs Budget



Dept No.	Department Desc	May 2016-17	May 2017-18	May 2018-19	Prorated Budget 2018-19	Variance 2018-19	% Variance 2018-19	Notes
Water Fund								
11	CITY MANAGER	197,239	181,149	191,718	204,853	(13,136)	-6.41%	
15	UTILITY FINANCE	215,097	234,799	410,189	436,743	(26,553)	-6.08%	
17	UTILITY BILLING	290,682	278,253	270,821	336,732	(65,911)	-19.57%	
18	UTILITY METER SERVICES	124,262	132,917	130,829	165,603	(34,773)	-21.00%	3D
19	UTILITY COMPUTERS	95,835	86,910	93,751	110,101	(16,351)	-14.85%	
71	WATER ADMINISTRATION	175,711	203,808	231,869	263,428	(31,559)	-11.98%	
72	WATER DISTRIBUTION	371,829	384,288	417,419	503,108	(85,689)	-17.03%	
79	WATER WHOLESALE PURCHASES	847,828	887,684	916,553	1,133,333	(216,780)	-19.13%	3H
61	WATER DEBT SERVICE	94,134	114,566	154,465	156,691	(2,225)	-1.42%	3I
	Water Fund Total	2,412,618	2,504,374	2,817,615	3,310,592			
Sewer Fund								
75	SEWER COLLECTION	300,887	355,427	376,019	466,625	(90,607)	-19.42%	
76	SITE RESTORATION	242,168	226,526	215,658	345,759	(130,101)	-37.63%	3K
79	SEWER WHOLESALE COSTS	966,699	1,118,445	1,392,617	1,470,000	(77,383)	-5.26%	3L
	Sewer Fund Total	1,509,754	1,700,398	1,984,293	2,282,385			
Solid Waste Fund								
78	SOLID WASTE MAINTENANCE	57,045	57,331	67,484	83,313	(15,830)	-19.00%	
79	SOLID WASTE WHOLESALE COSTS	1,317,792	1,502,789	1,426,022	1,849,333	(423,312)	-22.89%	3N
	Solid Waste Total	1,374,837	1,560,120	1,493,505	1,932,647			
Capital Outlay								
81	CAPITAL OUTLAY	315,423	304,008	909,329	1,202,000	(292,671)	-24.35%	3O
	Capital Outlay Total	315,423	304,008	909,329	1,202,000			
Transfers Out								
91	TRANSFER OUT (PILOT)	935,332	578,146	606,110	606,493	(383)	-0.06%	
	Transfers Out Total	935,332	578,146	606,110	606,493			
	Grand Total	6,547,964	6,647,046	7,810,852	9,334,117			

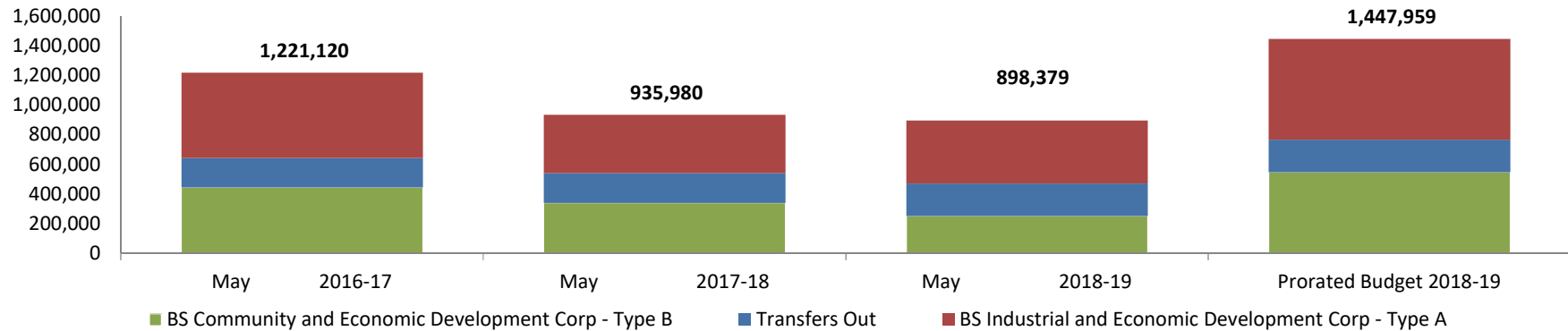
City of Balch Springs, Texas
 City Council Monthly Financial Report
 Enterprise Fund Revenues



Revenue Type	May 2016-17	May 2017-18	May 2018-19	Prorated Budget 2018-19	Variance 2018-19	% Variance 2018-19	Notes
Water Revenue							
WATER SERVICE	2,530,261	2,884,693	3,053,623	3,492,000	(438,377)	-12.55%	4A
WATER ACTIVATION FEE	83,250	77,115	25,100	33,333	(8,233)	-24.70%	
WATER BACKFLOW REGIST/INSPECT	74,345	111,599	86,230	86,667	(437)	-0.50%	
WATER CUST SERV INSPECTION FEE	6,200	1,950	1,950	2,000	(50)	-2.50%	
WATER FIELD COLLECTION FEES	84	126	308	133	175	131.00%	4E
WATER METER AND SET FEES	7,473	2,031	-	2,000	(2,000)	-100.00%	
WATER METER TAMPER FEES	5,500	5,975	3,200	5,333	(2,133)	-40.00%	
WATER TRANSFER SERVICE FEE	150	150	325	333	(8)	-2.50%	
WATER PENALTIES	146,042	152,879	150,546	143,333	7,213	5.03%	4I
WATER RECONNECT FEES	39,170	53,443	67,120	46,667	20,453	43.83%	4J
CODE ENFORCEMENT FEES	-	-	-	-	-	0.00%	4K
TAP FEES	18,700	52,074	58,650	33,333	25,317	75.95%	4L
TEMPORARY SERVICE FEES	5,700	4,855	3,745	3,333	412	12.35%	4M
PRO RATA FEES	35,250	-	3,883	-	3,883	0.00%	
NSF CHECK FEES	3,185	3,325	3,920	3,333	587	17.60%	
INTEREST EARNED	12,860	42,116	65,544	26,667	38,878	145.79%	4P
MISCELLANEOUS REVENUES	1,865	2,009	88,311	1,333	86,978	6523.33%	4Q
BAD DEBT COLLECTIONS	1,156	276	-	1,333	(1,333)	-100.00%	
CASH OVER/SHORT	(1,291)	(1,952)	(303)	-	(303)	0.00%	
CREDIT CARD FEES	72,804	84,554	90,497	76,667	13,830	18.04%	4T
DISCOUNTS TAKEN	-	-	-	-	-	0.00%	
CELL TOWER LEASE REV	63,812	108,090	88,542	80,000	8,542	10.68%	4V
SALE OF ASSETS	-	-	-	-	-	0.00%	
SALES OF EQUIP/VEHICLES	-	-	-	-	-	0.00%	
GENERAL REFUND	-	8,292	5,199	-	5,199	0.00%	
CONTRIBUTED CAPITAL	-	-	-	-	-	0.00%	
Total Water Revenue	3,106,516	3,593,599	3,796,390	4,037,800			
Sewer Revenue							
GREASE HAULER REGIST/INSPEC	-	3,000	3,650	2,000	1,650	82.50%	
SEWER SERVICE	2,133,394	2,551,158	2,769,506	3,096,000	(326,494)	-10.55%	4AB
SEWER SURCHARGE	55,350	58,116	65,453	50,000	15,453	30.91%	4AC
TAP FEES	-	-	4,950	-	4,950	0.00%	
INTEREST EARNED	-	-	-	-	-	0.00%	
MISCELLANEOUS REVENUES	3,300	-	100	667	(567)	-85.00%	
GENERAL REFUND	-	3,962	1,404	-	1,404	0.00%	4AG
Total Sewer Revenue	2,192,044	2,616,235	2,845,064	3,148,667			
Solid Waste Revenue							
TRASH SERVICE RESIDENTIAL	895,414	959,485	1,000,434	980,000	20,434	2.09%	
TRASH SERVICE COMMERCIAL	711,206	780,677	822,476	803,333	19,143	2.38%	
TRASH SERVICE ROLLOFF	263,465	295,575	276,204	293,333	(17,129)	-5.84%	
TRASH SERVICE BULK PICKUP	8,362	4,707	6,730	6,667	63	0.95%	
INTEREST EARNED	-	477	867	-	867	0.00%	
MISCELLANEOUS REVENUES	-	-	-	667	(667)	-100.00%	
DISCOUNTS TAKEN	633	692	710	600	110	18.39%	
Total Solid Waste Revenue	1,879,081	2,041,612	2,107,422	2,084,600			
Grand Total	7,177,640	8,251,447	8,748,875	9,271,067			

City of Balch Springs, Texas
 City Council Monthly Financial Report
 Component Units Expenses

May Expenses vs Budget



Dept No.	Department Desc	May 2016-17	May 2017-18	May 2018-19	Prorated Budget 2018-19	Variance 2018-19	% Variance 2018-19	Notes
BS Industrial and Economic Development Corp - Type A								
11	EDC TYPE A ADMINISTRATION	235,542	133,550	108,401	183,017	(74,615)	-40.77%	
51	EDC TYPE A ECON DEVELOPMENT	171,347	29,806	39,203	174,000	(134,797)	-77.47%	
91	TRANSFERS OUT	169,323	230,819	278,576	322,698	(44,122)	-13.67%	
	Type A Total	576,211	394,175	426,180	679,715			
BS Community and Economic Development Corp - Type B								
11	EDC TYPE B ADMINISTRATION	205,020	107,002	101,583	155,583	(53,999)	-34.71%	
51	EDC TYPE B ECON DEVELOPMENT	115,361	118,843	138,216	314,395	(176,179)	-56.04%	
91	TRANSFERS OUT	124,527	115,960	12,400	78,267	(65,867)	-84.16%	5F
	Type B Total	444,908	341,805	252,199	548,244			
Transfers Out								
	TRANSFERS TO GENERAL FUND	200,000	200,000	220,000	220,000	-	0.00%	
	Grand Total	1,221,120	935,980	898,379	1,447,959			

City of Balch Springs, Texas

Donation Fund

05/31/2019

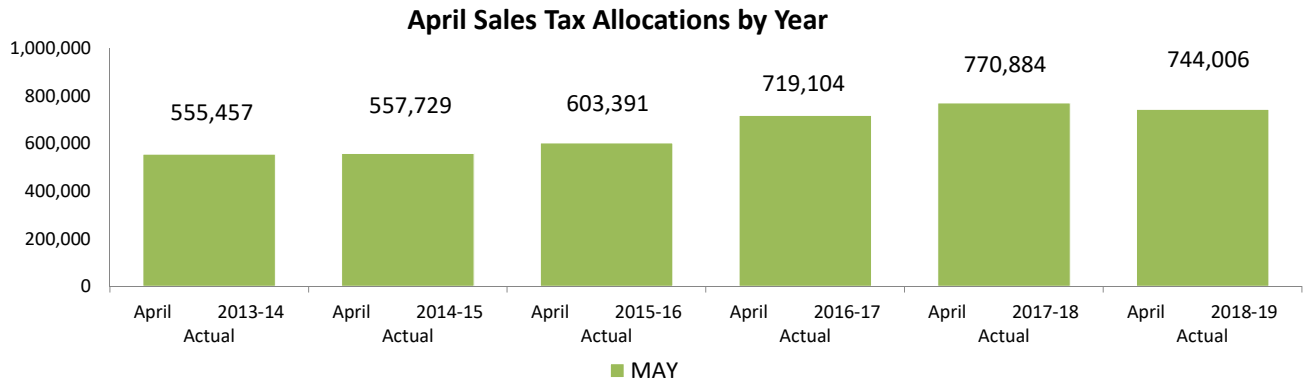
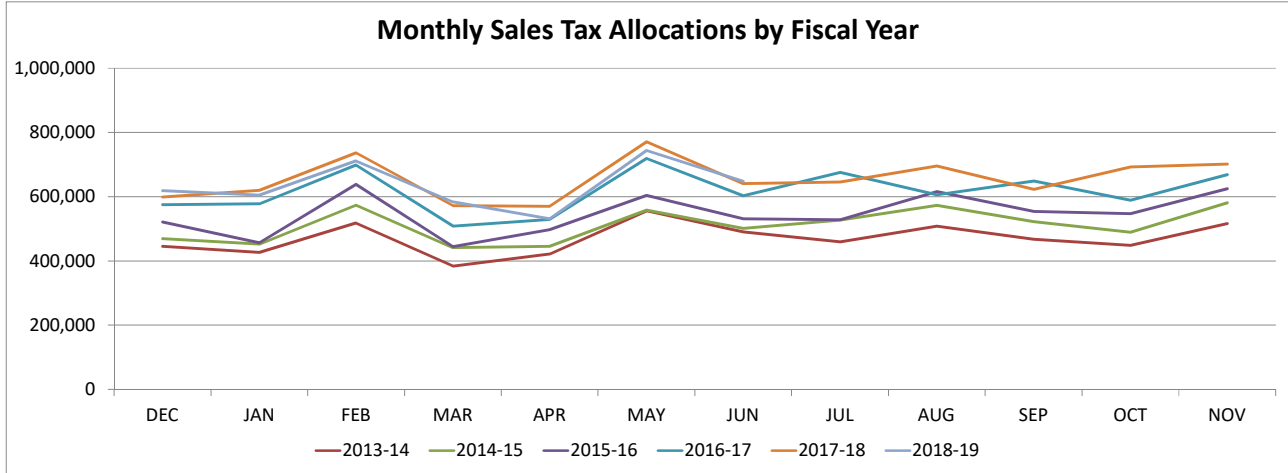
Department Description	Program Description	Balance
<u>Donation Funds:</u>		
NON-DEPARTMENTAL	EMPLOYEES	3,819
POLICE DEPARTMENT	GENERAL	6,984
POLICE DEPARTMENT	CRIME PREVENTION	1,948
POLICE DEPARTMENT	EXPLORER PROGRAM	1,544
POLICE DEPARTMENT	K-9 UNIT	3,151
POLICE DEPARTMENT	SANTA COP	9,593
FIRE DEPARTMENT	GENERAL	1,195
ANIMAL SERVICES	GENERAL	4,156
NEIGHBORHOOD SERVICES	COMMUNITY DEVELOPMENT	740
LIBRARY & LEARNING CENTER	GENERAL	4,632
RECREATION CENTER	GENERAL	1,547
CITY EVENTS	KEEP BALCH SPRINGS BEAUTIFUL	509
CITY EVENTS	BACK TO SCHOOL BASH	2,060
CITY EVENTS	CHRISTMAS PARADE & EVENTS	607
Total Donation Accounts		<u>42,485</u>

City of Balch Springs, Texas
Grant Fund

05/31/2019

Department Description	Program Description	Balance
<u>Federal Funds:</u> *		
POLICE DEPARTMENT	BULLETPROOF VESTS	3,792
CODE ENFORCEMENT	CDBG	10,619
	Total Federal Funds	14,411
<u>State Funds:</u>		
POLICE DEPARTMENT	LAW ENFORCEMENT OFFICER STANDARDS & EDUCATION	12,909
FIRE DEPARTMENT	LAW ENFORCEMENT OFFICER STANDARDS & EDUCATION	1,172
LIBRARY	TEXAS STATE LIBRARY & ARCHIVES COMMISSION^	(3,064)
LIBRARY	TEXAS COMMISSION ON THE ARTS	438
LIBRARY	MISCELLANEOUS	106
NEIGHBORHOOD SERVICES	AMY YOUNG BARRIER REMOVAL PROGRAM^	(25)
	Total State Funds	11,536
<u>Local Funds:</u>		
POLICE DEPARTMENT	DRIVE SAFE / SAVE OTHERS	-
NEIGHBORHOOD SERVICES	COMMUNITY DEVELOPMENT	424
	Total Local Funds	424
*does not include HUD funds		
^reimbursement grant		
	Total Grant Funds	26,371

City of Balch Springs, Texas
 City Council Monthly Financial Report
 Sales Tax Allocation From State



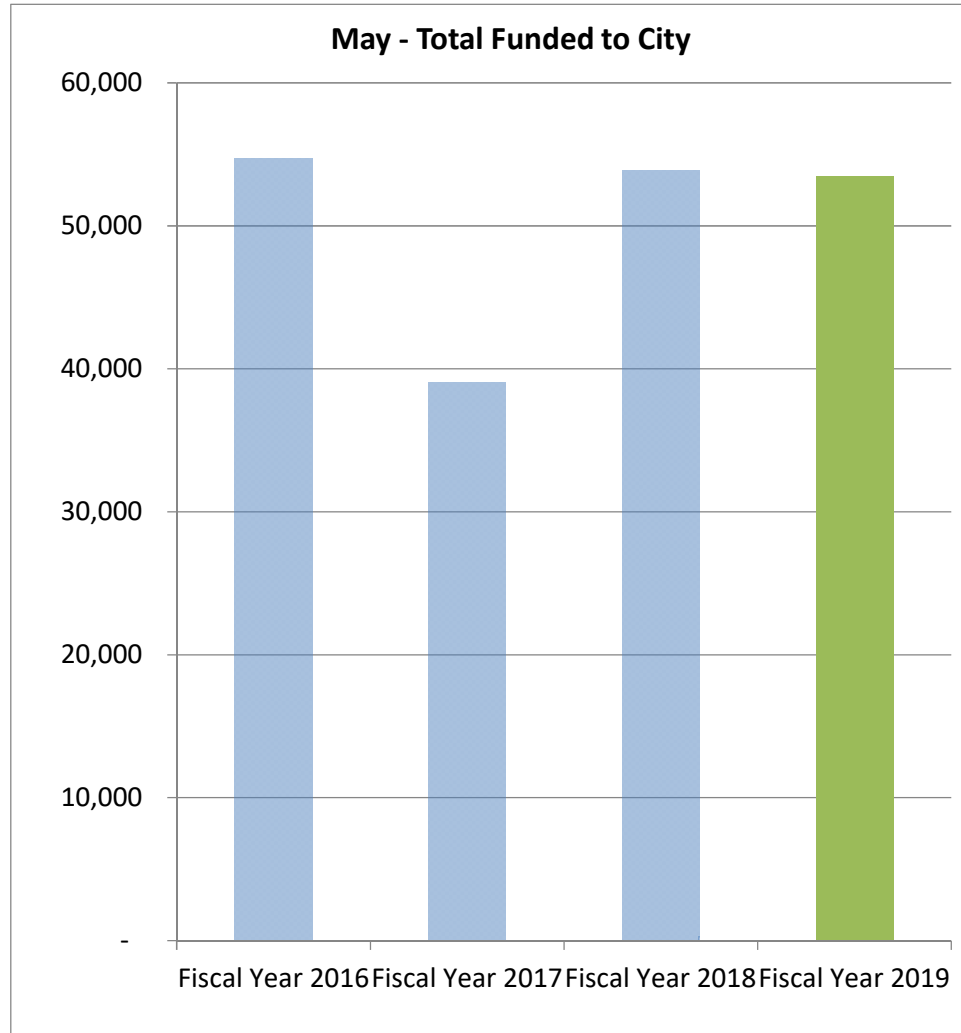
	April 2013-14 Actual	April 2014-15 Actual	April 2015-16 Actual	April 2016-17 Actual	April 2017-18 Actual	April 2018-19 Actual	Change vs Prior Year	YTD % Change
DEC	445,162	468,858	521,604	574,790	598,465	619,072	3.44%	3.44%
JAN	426,091	452,316	456,665	578,350	619,868	605,313	-2.35%	0.50%
FEB	518,014	573,489	638,381	698,190	736,495	711,591	-3.38%	-0.96%
MAR	384,023	441,418	444,366	508,646	572,069	583,874	2.06%	-0.28%
APR	421,990	445,057	497,021	529,068	569,979	531,528	-6.75%	-1.47%
MAY	555,457	557,729	603,391	719,104	770,884	744,006	-3.49%	-1.87%
JUN	489,943	501,166	531,496	602,633	640,693	647,825	1.11%	-1.45%
JUL	459,556	526,917	528,375	675,493	645,258			
AUG	508,277	572,869	615,719	605,896	695,522			
SEP	467,047	522,169	554,241	648,683	622,803			
OCT	448,177	489,241	546,719	589,125	692,478			
NOV	516,483	581,184	624,905	668,349	701,587			
	5,640,220	6,132,413	6,562,883	7,398,326	7,866,100	4,443,211		

City of Balch Springs, Texas
 City Council Monthly Financial Report
 Redflex Revenue

Funding to City by Month					
	Fiscal Year 2016	Fiscal Year 2017	Fiscal Year 2018	Fiscal Year 2019	Prior Yr % change
OCT	38,209	54,492	53,029	50,542	-5%
NOV	50,529	41,095	37,656	21,873	-42%
DEC	54,283	41,914	36,168	27,186	-25%
JAN	55,996	40,007	38,741	44,771	16%
FEB	63,654	58,220	55,103	56,522	3%
MAR	87,469	75,540	68,625	64,830	-6%
APR	86,953	94,973	45,785	75,891	66%
MAY	54,719	39,008	53,896	53,466	-1%
JUN	41,478	58,248	38,755	-	
JUL	54,026	42,063	41,491	-	
AUG	55,153	46,314	52,544	-	
SEP	69,024	31,594	42,857	-	
Total	711,493	623,469	564,651	395,079	

Funding Allocations	May 2018	May 2019	% Change
Revenue from violations	89,511	88,843	-1%
Less: Processing Fees	(2,930)	(3,532)	21%
Less: Invoices	(32,685)	(31,845)	-3%
Total Funded to City	53,896	53,466	-1%
funded as a % of revenue	60.21%	60.18%	
processing fees as a % of revenue	3.27%	3.98%	
invoices as a % of revenue	36.52%	35.84%	

Texas Traffic Code 707.008 (a)(2) "...may be used only to fund traffic safety programs, including pedestrian safety programs, public safety programs, intersection improvements, and traffic enforcement."



City of Balch Springs, Texas
 City Council Monthly Financial Report
 Appendix

Note	Comments
1A	
1B	
1C	
1D	
1E	
1F	Added department. Will go into effect in August 2019.
1G	Salary savings
1H	
1I	
1J	
1K	
1L	
1M	Reserved emergency supply funds
1N	
1O	
1P	
1Q	
1R	Remaining SRTS engineering fees to be paid by YE
1S	
1T	
1U	
1V	
1W	Unit#35/WW Collections Engine Replacement
1X	Salary savings
1Y	
1Z	
1AA	
1AB	
1AC	
1AD	Cancelled Christmas Parade
1AE	TML Ins. allocated quarterly. Will smooth itself out by year-end.
1AF	Police Vehicles & Equip funded by Prosperity's LOC should be Paid and Reimbursed by Year End
1AG	Annual Emergency Reserve Fund Transfer per Ordinance No, 3177-18. Will smooth itself out by year-end.

City of Balch Springs, Texas
City Council Monthly Financial Report
Appendix

Note	Comments
2A	Property Taxes are due by January 31st of a given fiscal year
2B	Volatile source of revenue. Trending under budget.
2C	Annual Oncor franchise revenue is received at the end of November of next fiscal year. Usually over \$500k
2D	Received quarterly and annually
2E	
2F	School Resource Officer (SRO) revenue received quarterly; Community Development Block Grant (CDBG) moved to Grant Fund.
2G	Mostly due to increasing trends in room rentals, residential property rentals & STEP program fines
2H	
2I	Interest higher with new bank contract, reinvesting cash into higher interest bearing accounts
2J	Primarily due to credit card fees as more depts are now taking online credit card payments. Citibank Annual CC rebate rcvd.
2K	There is a remaining balance due for Hickory Tree Rd that Dallas County Public Works has not yet invoiced EDC for. Entry is recorded as a capital contribution in the ger
2L	Utility Funds experiencing downward revenue trend due to increased rainfall (less water consumption).
3A	
3B	
3C	
3D	Salary savings
3E	
3F	
3G	
3H	Month activity paid the following month
3I	Interest for 2016 water bond due in March & Sept
3J	
3K	Salary savings
3L	Month activity paid in the following month
3M	
3N	Month activity paid in the following month
3O	Capital projects & purchases underway
3P	

City of Balch Springs, Texas
City Council Monthly Financial Report
Appendix

Note	Comments
4A	Utility Funds experiencing downward revenue trend due to increased rainfall (less water consumption).
4B	
4C	
4D	
4E	Water bill payment domicile collections trending up from prior years
4F	
4G	
4H	
4I	water penalties trend higher at the beginning of the fiscal year - could be attributed to the water rate increase on 10/1
4J	Expected to decrease due to Pay-by-Phone implementation on Jan 22, 2019
4K	In general fund - under fines and fees
4L	Water & Sewer taps combined prior to May 2019. A sporadic fee - a service fee that is charged for connecting the public water or wastewater main to the private plun
4M	Mostly due to Rental Registration Program
4N	
4O	
4P	Increased cash in the bank due to lease proceeds from AMI project in FY 2018
4Q	FY16 SRA settlement credits for rate year 2015 (litigation between SRA and DWU)
4R	
4S	
4T	Increased credit card usage as more departments now taking online payments. Now taking american express payments also.
4U	
4V	KKVI-Hilltop Tower Newly Added Lease
4W	
4X	
4Y	
4Z	
4AA	
4AB	Utility Funds experiencing downward revenue trend due to increased rainfall (less water consumption).
4AC	Industrial surcharge for excessive concentration
4AD	
4AE	
4AF	
4AG	Final FEMA Reimb
4AH	
4AI	

City of Balch Springs, Texas
City Council Monthly Financial Report
Appendix

Note	Comments
4AJ	
4AK	
4AL	
4AM	
4AN	
5A	
5B	
5C	
5D	
5E	
5F	City seeking funding for park projects through Type B bonds
5G	