

# CITY OF BALCH SPRINGS, TEXAS



## City Council's Monthly Financial Report Fiscal Year 2019 For month ended 06/30/2019 as of 09/17/2019 09:38 PM

City of Balch Springs, Texas  
City Council's Monthly Financial Report

---

## ***Table of Contents***

---

Description	Page
<b><i>Fund Balance Report</i></b>	3
<b><i>General Fund Expenditures by Department</i></b>	4
<b><i>General Fund Revenues by Class</i></b>	5
<b><i>Enterprise Funds Expenditures by Department</i></b>	6
<b><i>Enterprise Funds Revenues</i></b>	7
<b><i>Component Units Expenditures by Department</i></b>	8
<b><i>Donation Fund</i></b>	9
<b><i>Grant Fund</i></b>	10
<b><i>Sales Tax Analysis</i></b>	11
<b><i>Redflex Analysis</i></b>	12
<b><i>Appendix</i></b>	13

City of Balch Springs, Texas  
Fund Balance Report  
All Funds  
For month ended 06/30/2019

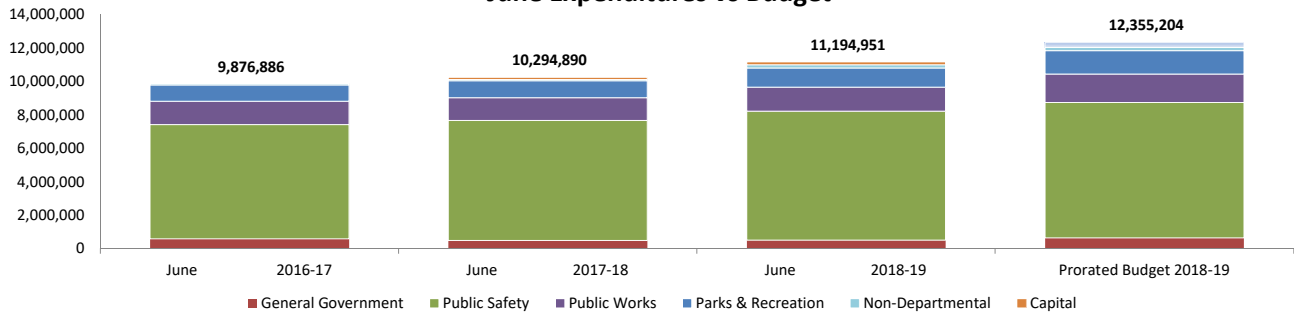
Fund #	Fund Name	2019 Beginning Fund Bal <sup>^</sup>	YTD REV	YTD EXP	Net	Curr Fund Bal
10	GENERAL FUND	2,470,919	13,150,290	11,194,951	1,955,339	4,426,258
14	VEHICLE REPLACEMENT PROGRAM	-	-	-	-	-
23	MUNI COURT JUVENILE CASE MGT	71,238	18,142	18,208	(66)	71,172
	<b>Total General Fund*</b>	<b>2,542,157</b>	<b>13,168,432</b>	<b>11,213,159</b>	<b>1,955,273</b>	<b>4,497,430</b>
50	DEBT SERVICE FUND	247,776	656,532	76,838	579,694	827,471
54	TAX INCREMENT FINANCING DEBT SERVICE	-	-	-	-	-
	<b>Total Debt Service Funds</b>	<b>247,776</b>	<b>656,532</b>	<b>76,838</b>	<b>579,694</b>	<b>827,471</b>
20	SECTION 8	7,032	436,022	450,677	(14,655)	(7,622)
21	MUNI COURT BUILDING SECURITY	48,727	10,824	138	10,686	59,413
22	MUNI COURT TECHNOLOGY	55,837	14,362	19,957	(5,595)	50,242
24	HOTEL OCCUPANCY TAX	234,755	56,483	65,088	(8,605)	226,149
25	TRAFFIC SAFETY FUND	-	6,652	-	6,652	6,652
27	EMERGENCY MGT RESERVE FUND	-	26,677	-	26,677	26,677
28	GRANTS	31,207	57,078	35,933	21,146	52,352
29	DONATION FUND	37,138	27,959	14,970	12,989	50,128
30	TAX INCREMENT REINVESTMENT ZONE	-	-	-	-	-
40	STATE CH 59 LAW ENFORCEMENT	34,250	13,479	4,481	8,997	43,247
41	DEPARTMENT OF JUSTICE GRANTS	244	11,454	2,847	8,607	8,851
42	CHAP 683 ABANDONED VEHICLES	102,741	50,650	-	50,650	153,391
44	US TREASURY FORFEITURES	134,661	177,038	6,747	170,292	304,953
46	DEPT OF JUSTICE FORFEITURES	31,294	15,914	1,745	14,169	45,462
48	RED LIGHT CAMERA FUND <sup>^^</sup>	1,360	395,295	121,498	273,797	275,157
	<b>Total Special Revenue Funds</b>	<b>719,245</b>	<b>1,299,887</b>	<b>724,080</b>	<b>575,807</b>	<b>1,295,052</b>
61	CAPITAL PROJECTS FUND	-	-	-	-	-
64	TAX INCREMENT FINANCING (TIF)	-	-	-	-	-
72	STREET MAINTENANCE FUND	1,889,622	730,068	96,237	633,831	2,523,453
	<b>Total Capital Project Funds</b>	<b>1,889,622</b>	<b>730,068</b>	<b>96,237</b>	<b>633,831</b>	<b>2,523,453</b>
76	WATER FUND	11,074,904	4,237,715	4,447,523	(209,808)	10,865,096
86	VEH REPLACEMENT PROG - WATER	-	-	-	-	-
77	WASTE WATER FUND	9,065,339	3,178,472	2,568,506	609,966	9,675,305
87	VEH REPLACEMENT PROG - WASTE W	-	-	-	-	-
78	SOLID WASTE FUND	407,214	2,393,862	2,050,953	342,908	750,122
88	VEH REPLACEMENT PROG - SOLID W	-	-	-	-	-
	<b>Total Utility Funds</b>	<b>20,547,458</b>	<b>9,810,049</b>	<b>9,066,982</b>	<b>743,066</b>	<b>21,290,524</b>
12	EDC TYPE A	1,423,788	742,917	597,380	145,537	1,569,326
52	EDC TYPE A DEBT SERVICE	86,595	290,534	60,914	229,620	316,215
62	EDC TYPE A CAPITAL PROJECTS	1,103,253	1,573,896	-	1,573,896	2,677,149
13	EDC TYPE B	1,135,802	746,075	398,602	347,473	1,483,275
53	EDC TYPE B DEBT SERVICE	280,843	3,267	-	3,267	284,110
	<b>Total Component Units</b>	<b>4,030,281</b>	<b>3,356,690</b>	<b>1,056,896</b>	<b>2,299,794</b>	<b>6,330,075</b>
	<b>Grand Total All Funds</b>	<b>29,976,539</b>	<b>29,021,657</b>	<b>22,234,192</b>	<b>6,787,465</b>	<b>36,764,003</b>

<sup>^</sup>Audited numbers

<sup>^^</sup> funds governed by laws - payment made to state at fiscal year end. Revenue received in the following month.

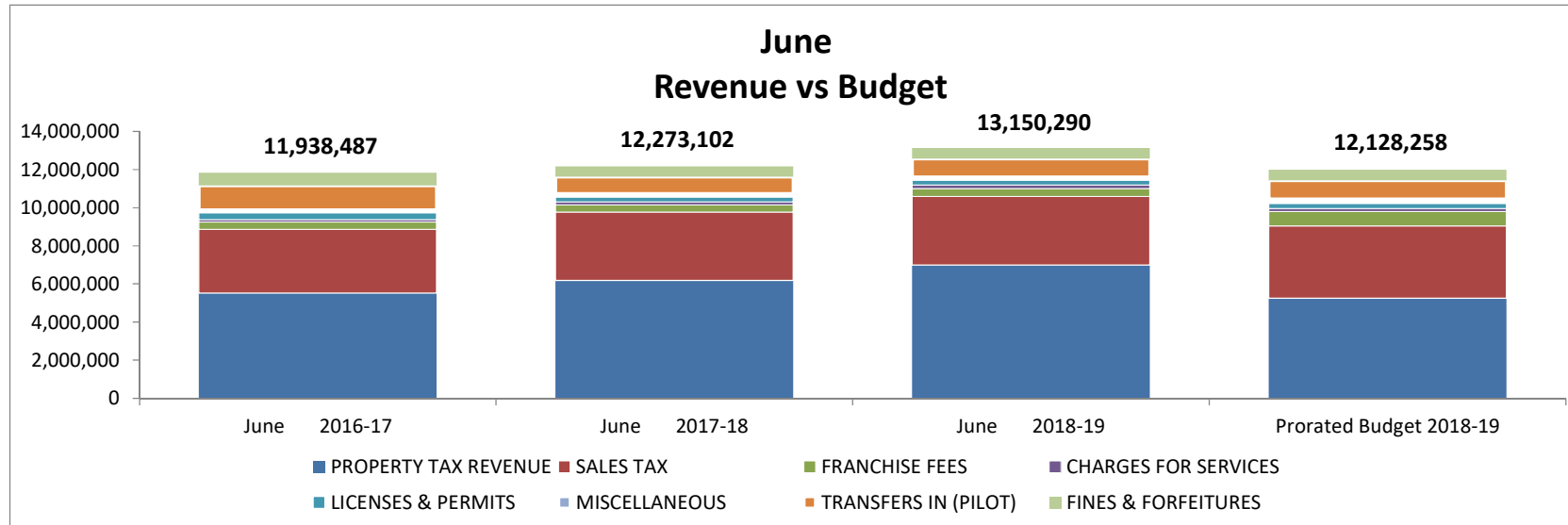
\*Vehicle replacement program and juvi case mgr fund rolled up into the general fund on the audited financial statements

### June Expenditures vs Budget



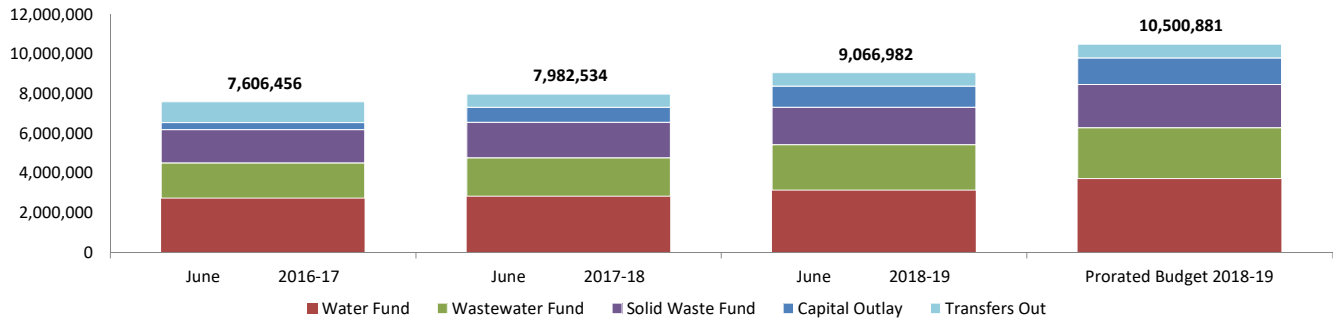
Dept No.	Department Desc	June 2016-17	June 2017-18	June 2018-19	Prorated Budget 2018-19	Variance 2018-19	% Variance 2018-19	Notes
<b>General Government</b>								
12	CITY SECRETARY	142,562	128,324	149,335	237,166	(87,831)	-37.03%	
13	CITY ATTORNEY	71,867	68,000	76,000	85,500	(9,500)	-11.11%	
14	CITY COUNCIL	55,245	73,806	67,846	88,523	(20,676)	-23.36%	
16	HUMAN RESOURCES	234,717	175,863	150,438	167,074	(16,636)	-9.96%	
18	INFORMATION TECH	76,048	40,176	58,877	60,044	(1,167)	-1.94%	
19	GRANT ADMINISTRATION	-	-	-	11,453	(11,453)	-100.00%	1F
	General Government Total	580,438	486,169	502,496	638,306			
<b>Public Safety</b>								
21	POLICE	3,542,112	3,814,131	4,064,708	4,344,891	(280,183)	-6.45%	1G
22	FIRE	2,629,119	2,728,460	2,943,420	2,968,088	(24,668)	-0.83%	
23	CITY MARSHAL	230,448	244,188	254,434	278,211	(23,777)	-8.55%	
24	MUNICIPAL COURT	246,460	220,598	260,927	275,420	(14,493)	-5.26%	
25	ANIMAL CONTROL	122,604	129,641	148,509	169,394	(20,886)	-12.33%	
26	CIVIL SERVICE	2,296	992	949	3,075	(2,126)	-69.14%	
27	EMERGENCY MANAGEMENT	60,947	47,271	35,253	53,198	(17,945)	-33.73%	1M
	Public Safety Total	6,833,986	7,185,281	7,708,199	8,092,277			
<b>Public Works</b>								
90	PUBLIC WORKS	-	-	-	-	-	0.00%	
31	STREETS & DRAINAGE	352,481	287,039	304,472	353,141	(48,669)	-13.78%	
32	PLANNING	218,392	199,654	214,306	248,219	(33,913)	-13.66%	
33	NEIGHBORHOOD SERVICES	46,248	30,871	74,063	75,791	(1,727)	-2.28%	
34	CONSTRUCTION MGMT	5,060	-	21,764	37,875	(16,112)	-42.54%	1R
35	GIS (GEOGRAPHIC INFO SYS)	52,284	58,778	62,200	66,634	(4,434)	-6.65%	
36	BUILDING INSPECTIONS	188,734	211,562	206,586	287,727	(81,141)	-28.20%	
37	BUILDING MAINTENANCE	340,583	339,511	333,777	391,424	(57,646)	-14.73%	
38	CODE ENFORCEMENT	90,072	83,380	74,538	118,493	(43,955)	-37.09%	
39	FLEET SERVICES	98,660	137,126	143,383	135,136	8,247	6.10%	1W
	Public Works Total	1,392,514	1,347,920	1,435,089	1,714,439			
<b>Parks &amp; Recreation</b>								
40	PARKS MAINTENANCE	103,021	94,907	111,219	187,529	(76,309)	-40.69%	1X
41	MOWING	315,180	296,396	339,917	374,462	(34,545)	-9.23%	
42	CIVIC CENTER	5,608	4,036	5,227	5,430	(203)	-3.75%	
43	LIBRARY & LEARNING CENTER	268,568	306,659	317,807	360,545	(42,737)	-11.85%	
44	RECREATION CENTER	160,778	190,712	248,112	305,348	(57,237)	-18.74%	
45	SENIOR CENTER	99,066	83,428	88,143	93,476	(5,333)	-5.70%	
46	COMMUNITY EVENTS	34,490	51,378	45,149	64,408	(19,258)	-29.90%	1AD
	Parks & Recreation Total	986,711	1,027,516	1,155,574	1,391,196			
<b>Non-Departmental</b>								
15	GENERAL ITEMS	64,896	76,597	202,056	197,543	4,512	2.28%	1AE
	Non-Departmental Total	64,896	76,597	202,056	197,543			
<b>Capital</b>								
81	CAPITAL OUTLAY	18,340	130,574	164,934	279,960	(115,026)	-41.09%	1AF
	Capital Outlay Total	18,340	130,574	164,934	279,960			
<b>Transfers Out</b>								
91	TRANSFERS OUT	-	40,833	26,603	30,032	(3,428)	-11.41%	1AG
	Transfers Out Total	-	40,833	26,603	30,032			
	<b>Grand Total</b>	<b>9,876,886</b>	<b>10,294,890</b>	<b>11,194,951</b>	<b>12,355,204</b>			

City of Balch Springs, Texas  
 City Council Monthly Financial Report  
 General Fund Revenues



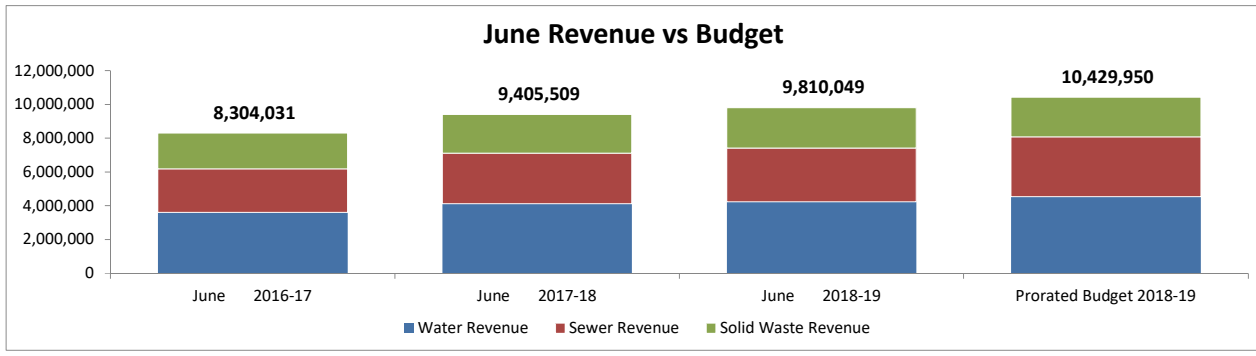
Revenue Type	June 2016-17	June 2017-18	June 2018-19	Prorated Budget 2018-19	Variance 2018-19	% Variance 2018-19	Notes
PROPERTY TAX REVENUE	5,514,638	6,184,086	6,979,904	5,248,500	1,731,404	32.99%	2A
SALES TAX	3,360,599	3,587,804	3,621,562	3,795,000	(173,438)	-4.57%	2B
FRANCHISE FEES	368,130	385,100	409,205	757,500	(348,295)	-45.98%	2C
OTHER TAXES	39,816	5,199	5,065	30,000	(24,935)	-83.12%	2D
LICENSES & PERMITS	409,297	295,967	311,880	324,375	(12,495)	-3.85%	
INTERGOVERNMENTAL REVENUE	75,053	104,516	22,508	104,700	(82,192)	-78.50%	2F
CHARGES FOR SERVICES	135,017	156,528	181,741	158,775	22,966	14.46%	2G
FINES & FORFEITURES	656,448	545,956	553,653	551,250	2,403	0.44%	
<b>Total Major Revenue</b>	<b>10,558,997</b>	<b>11,265,155</b>	<b>12,085,517</b>	<b>10,970,100</b>			
<b>Miscellaneous</b>							
INTEREST EARNED	4,580	22,008	34,602	16,500	18,102	109.71%	2I
MISCELLANEOUS REVENUES	33,473	23,568	37,118	13,725	23,393	170.44%	2J
OTHER FINANCING SOURCES/(USES)	64,188	78,562	40,152	135,128	(94,975)	-70.29%	2K
<b>Total Miscellaneous Revenue</b>	<b>102,241</b>	<b>124,138</b>	<b>111,873</b>	<b>165,353</b>			
<b>Transfers</b>							
TRANSFERS IN (PILOT)	1,277,249	883,809	952,900	992,805	(39,905)	-4.02%	2L
<b>Grand Total</b>	<b>11,938,487</b>	<b>12,273,102</b>	<b>13,150,290</b>	<b>12,128,258</b>			

### June Expenses vs Budget



Dept No.	Department Desc	June 2016-17	June 2017-18	June 2018-19	Prorated Budget 2018-19	Variance 2018-19	% Variance 2018-19	Notes
<b>Water Fund</b>								
11	CITY MANAGER	222,090	208,554	215,446	230,460	(15,014)	-6.51%	
15	UTILITY FINANCE	256,282	274,454	449,798	491,336	(41,537)	-8.45%	
17	UTILITY BILLING	340,510	318,046	307,245	379,574	(72,329)	-19.06%	
18	UTILITY METER SERVICES	141,768	150,551	156,050	185,553	(29,503)	-15.90%	3D
19	UTILITY COMPUTERS	110,525	106,559	102,478	123,864	(21,386)	-17.27%	
71	WATER ADMINISTRATION	205,594	237,298	258,183	296,357	(38,173)	-12.88%	
72	WATER DISTRIBUTION	418,527	428,000	464,988	565,997	(101,009)	-17.85%	
79	WATER WHOLESALE PURCHASES	966,437	1,014,354	1,041,728	1,275,000	(233,272)	-18.30%	3H
61	WATER DEBT SERVICE	92,441	112,874	152,802	176,277	(23,475)	-13.32%	3I
	<b>Water Fund Total</b>	<b>2,754,176</b>	<b>2,850,689</b>	<b>3,148,717</b>	<b>3,724,416</b>			
<b>Wastewater Fund</b>								
75	SEWER COLLECTION	380,088	414,493	416,303	524,954	(108,650)	-20.70%	
76	SITE RESTORATION	284,231	256,144	245,518	388,979	(143,461)	-36.88%	3K
79	SEWER WHOLESALE COSTS	1,096,174	1,261,574	1,634,085	1,653,750	(19,665)	-1.19%	3L
	<b>Sewer Fund Total</b>	<b>1,760,492</b>	<b>1,932,211</b>	<b>2,295,907</b>	<b>2,567,683</b>			
<b>Solid Waste Fund</b>								
78	SOLID WASTE MAINTENANCE	66,171	66,260	74,370	93,728	(19,358)	-20.65%	
79	SOLID WASTE WHOLESALE COSTS	1,623,578	1,724,024	1,809,016	2,080,500	(271,484)	-13.05%	3N
	<b>Solid Waste Total</b>	<b>1,689,749</b>	<b>1,790,284</b>	<b>1,883,385</b>	<b>2,174,228</b>			
<b>Capital Outlay</b>								
81	CAPITAL OUTLAY	349,790	750,542	1,058,573	1,352,250	(293,677)	-21.72%	3O
	<b>Capital Outlay Total</b>	<b>349,790</b>	<b>750,542</b>	<b>1,058,573</b>	<b>1,352,250</b>			
<b>Transfers Out</b>								
91	TRANSFER OUT (PILOT)	1,052,249	658,809	680,400	682,305	(1,905)	-0.28%	
	<b>Transfers Out Total</b>	<b>1,052,249</b>	<b>658,809</b>	<b>680,400</b>	<b>682,305</b>			
	<b>Grand Total</b>	<b>7,606,456</b>	<b>7,982,534</b>	<b>9,066,982</b>	<b>10,500,881</b>			

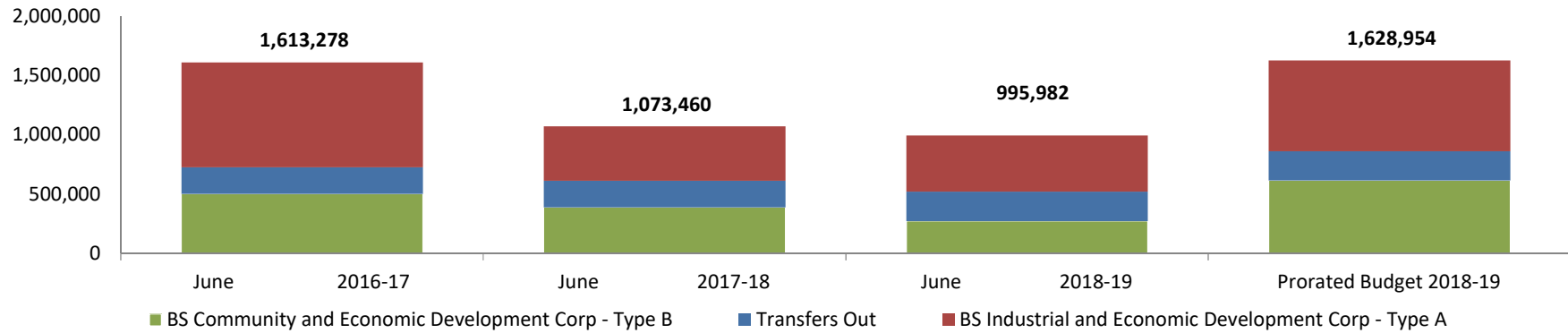
City of Balch Springs, Texas  
 City Council Monthly Financial Report  
 Enterprise Fund Revenues



Revenue Type	June 2016-17	June 2017-18	June 2018-19	Prorated Budget 2018-19	Variance 2018-19	% Variance 2018-19	Notes
<b>Water Revenue</b>							
WATER SERVICE	2,952,061	3,315,890	3,410,674	3,928,500	(517,826)	-13.18%	4A
WATER ACTIVATION FEE	97,070	85,665	28,755	37,500	(8,745)	-23.32%	
WATER BACKFLOW REGIST/INSPECT	83,120	119,179	100,200	97,500	2,700	2.77%	
WATER CUST SERV INSPECTION FEE	7,200	2,400	2,200	2,250	(50)	-2.22%	
WATER FIELD COLLECTION FEES	91	140	350	150	200	133.33%	4E
WATER METER AND SET FEES	8,427	2,031	8,184	2,250	5,934	263.71%	4F
WATER METER TAMPER FEES	6,350	6,325	3,750	6,000	(2,250)	-37.50%	
WATER TRANSFER SERVICE FEE	185	175	325	375	(50)	-13.33%	
WATER PENALTIES	163,603	166,627	168,649	161,250	7,399	4.59%	4I
WATER RECONNECT FEES	46,520	62,793	73,120	52,500	20,620	39.28%	4J
CODE ENFORCEMENT FEES	-	-	-	-	-	0.00%	4K
TAP FEES	31,400	64,783	60,350	37,500	22,850	60.93%	4L
TEMPORARY SERVICE FEES	6,295	5,485	4,165	3,750	415	11.07%	4M
PRO RATA FEES	39,750	3,883	3,883	-	3,883	0.00%	
NSF CHECK FEES	3,640	3,745	4,025	3,750	275	7.33%	
INTEREST EARNED	15,367	49,647	73,917	30,000	43,917	146.39%	4P
MISCELLANEOUS REVENUES	1,940	1,886	88,429	1,500	86,929	5795.28%	4Q
BAD DEBT COLLECTIONS	1,190	276	-	1,500	(1,500)	-100.00%	
CASH OVER/SHORT	(1,241)	(2,067)	(301)	-	(301)	0.00%	
CREDIT CARD FEES	81,583	94,672	102,166	86,250	15,916	18.45%	4T
DISCOUNTS TAKEN	-	-	-	-	-	0.00%	
CELL TOWER LEASE REV	71,616	120,123	99,675	90,000	9,675	10.75%	4V
SALE OF ASSETS	-	-	-	-	-	0.00%	
SALES OF EQUIP/VEHICLES	-	-	-	-	-	0.00%	
GENERAL REFUND	-	8,292	5,199	-	5,199	0.00%	
CONTRIBUTED CAPITAL	-	-	-	-	-	0.00%	
<b>Total Water Revenue</b>	<b>3,616,168</b>	<b>4,111,950</b>	<b>4,237,715</b>	<b>4,542,525</b>			
<b>Sewer Revenue</b>							
GREASE HAULER REGIST/INSPEC	-	3,100	3,650	2,250	1,400	62.22%	4AA
SEWER SERVICE	2,492,036	2,918,835	3,094,778	3,483,000	(388,222)	-11.15%	4AB
SEWER SURCHARGE	64,110	67,239	72,240	56,250	15,990	28.43%	4AC
TAP FEES	-	50	6,300	-	6,300	0.00%	
INTEREST EARNED	-	-	-	-	-	0.00%	
MISCELLANEOUS REVENUES	3,600	-	100	750	(650)	-86.67%	
GENERAL REFUND	-	3,962	1,404	-	1,404	0.00%	4AG
<b>Total Sewer Revenue</b>	<b>2,559,747</b>	<b>2,993,185</b>	<b>3,178,472</b>	<b>3,542,250</b>			
<b>Solid Waste Revenue</b>							
TRASH SERVICE RESIDENTIAL	1,007,552	1,080,014	1,125,286	1,102,500	22,786	2.07%	
TRASH SERVICE COMMERCIAL	800,900	879,110	926,908	903,750	23,158	2.56%	
TRASH SERVICE ROLLOFF	309,549	334,728	332,889	330,000	2,889	0.88%	
TRASH SERVICE BULK PICKUP	9,382	5,212	6,985	7,500	(515)	-6.87%	
INTEREST EARNED	-	572	982	-	982	0.00%	
MISCELLANEOUS REVENUES	-	-	-	750	(750)	-100.00%	
DISCOUNTS TAKEN	733	738	812	675	137	20.31%	
<b>Total Solid Waste Revenue</b>	<b>2,128,116</b>	<b>2,300,374</b>	<b>2,393,862</b>	<b>2,345,175</b>			
<b>Grand Total</b>	<b>8,304,031</b>	<b>9,405,509</b>	<b>9,810,049</b>	<b>10,429,950</b>			

City of Balch Springs, Texas  
 City Council Monthly Financial Report  
 Component Units Expenses

### June Expenses vs Budget



Dept No.	Department Desc	June 2016-17	June 2017-18	June 2018-19	Prorated Budget 2018-19	Variance 2018-19	% Variance 2018-19	Notes
<b>BS Industrial and Economic Development Corp - Type A</b>								
11	EDC TYPE A ADMINISTRATION	271,330	156,798	126,881	205,894	(79,012)	-38.38%	
51	EDC TYPE A ECON DEVELOPMENT	422,673	46,665	45,103	195,750	(150,647)	-76.96%	
91	TRANSFERS OUT	190,488	254,008	301,645	363,035	(61,390)	-16.91%	
	<b>Type A Total</b>	<b>884,491</b>	<b>457,472</b>	<b>473,630</b>	<b>764,679</b>			
<b>BS Community and Economic Development Corp - Type B</b>								
11	EDC TYPE B ADMINISTRATION	237,346	126,056	118,103	175,031	(56,928)	-32.52%	
51	EDC TYPE B ECON DEVELOPMENT	127,411	134,478	144,350	353,694	(209,344)	-59.19%	
91	TRANSFERS OUT	139,030	130,455	12,400	88,050	(75,650)	-85.92%	5F
	<b>Type B Total</b>	<b>503,787</b>	<b>390,989</b>	<b>274,852</b>	<b>616,775</b>			
<b>Transfers Out</b>								
	TRANSFERS TO GENERAL FUND	225,000	225,000	247,500	247,500	-	0.00%	
	<b>Grand Total</b>	<b>1,613,278</b>	<b>1,073,460</b>	<b>995,982</b>	<b>1,628,954</b>			



## City of Balch Springs, Texas

## Donation Fund

06/30/2019

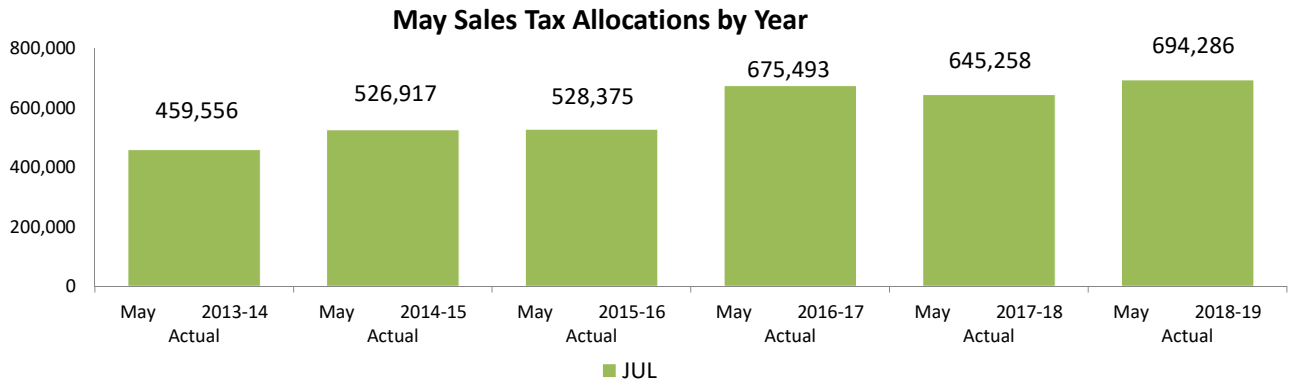
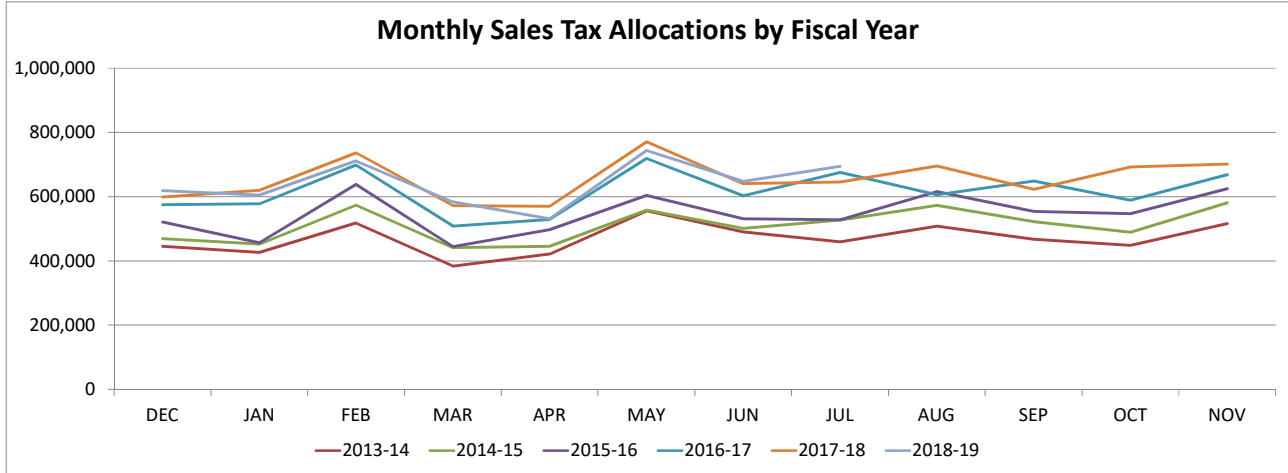
Department Description	Program Description	Balance
<b><u>Donation Funds:</u></b>		
NON-DEPARTMENTAL	EMPLOYEES	3,819
POLICE DEPARTMENT	GENERAL	14,524
POLICE DEPARTMENT	CRIME PREVENTION	1,948
POLICE DEPARTMENT	EXPLORER PROGRAM	1,544
POLICE DEPARTMENT	K-9 UNIT	3,151
POLICE DEPARTMENT	SANTA COP	9,593
FIRE DEPARTMENT	GENERAL	1,195
ANIMAL SERVICES	GENERAL	4,156
NEIGHBORHOOD SERVICES	COMMUNITY DEVELOPMENT	740
LIBRARY & LEARNING CENTER	GENERAL	4,620
RECREATION CENTER	GENERAL	1,547
CITY EVENTS	KEEP BALCH SPRINGS BEAUTIFUL	509
CITY EVENTS	BACK TO SCHOOL BASH	2,060
CITY EVENTS	CHRISTMAS PARADE & EVENTS	607
<b>Total Donation Accounts</b>		<b><u>50,013</u></b>

City of Balch Springs, Texas  
Grant Fund

06/30/2019

Department Description	Program Description	Balance
<b><u>Federal Funds:</u></b> *		
POLICE DEPARTMENT	BULLETPROOF VESTS	4,168
CODE ENFORCEMENT	CDBG	34,762
	<b>Total Federal Funds</b>	<b>38,930</b>
<b><u>State Funds:</u></b>		
POLICE DEPARTMENT	LAW ENFORCEMENT OFFICER STANDARDS & EDUCATION	12,909
FIRE DEPARTMENT	LAW ENFORCEMENT OFFICER STANDARDS & EDUCATION	1,172
LIBRARY	TEXAS STATE LIBRARY & ARCHIVES COMMISSION^	(3,684)
LIBRARY	TEXAS COMMISSION ON THE ARTS	438
LIBRARY	MISCELLANEOUS	106
NEIGHBORHOOD SERVICES	AMY YOUNG BARRIER REMOVAL PROGRAM^	(25)
	<b>Total State Funds</b>	<b>10,916</b>
<b><u>Local Funds:</u></b>		
POLICE DEPARTMENT	DRIVE SAFE / SAVE OTHERS	-
NEIGHBORHOOD SERVICES	COMMUNITY DEVELOPMENT	2,424
	<b>Total Local Funds</b>	<b>2,424</b>
*does not include HUD funds		
	<b>Total Grant Funds</b>	<b>52,270</b>
^reimbursement grant		

City of Balch Springs, Texas  
 City Council Monthly Financial Report  
 Sales Tax Allocation From State



	May 2013-14 Actual	May 2014-15 Actual	May 2015-16 Actual	May 2016-17 Actual	May 2017-18 Actual	May 2018-19 Actual	Change vs Prior Year	YTD % Change
DEC	445,162	468,858	521,604	574,790	598,465	619,072	3.44%	3.44%
JAN	426,091	452,316	456,665	578,350	619,868	605,313	-2.35%	0.50%
FEB	518,014	573,489	638,381	698,190	736,495	711,591	-3.38%	-0.96%
MAR	384,023	441,418	444,366	508,646	572,069	583,874	2.06%	-0.28%
APR	421,990	445,057	497,021	529,068	569,979	531,528	-6.75%	-1.47%
MAY	555,457	557,729	603,391	719,104	770,884	744,006	-3.49%	-1.87%
JUN	489,943	501,166	531,496	602,633	640,693	647,825	1.11%	-1.45%
JUL	459,556	526,917	528,375	675,493	645,258	694,286	7.60%	-0.31%
AUG	508,277	572,869	615,719	605,896	695,522			
SEP	467,047	522,169	554,241	648,683	622,803			
OCT	448,177	489,241	546,719	589,125	692,478			
NOV	516,483	581,184	624,905	668,349	701,587			
	5,640,220	6,132,413	6,562,883	7,398,326	7,866,100	5,137,497		

**HB 1631 (Effective June 2, 2019) prohibited the use of photographic signal enforcement systems**

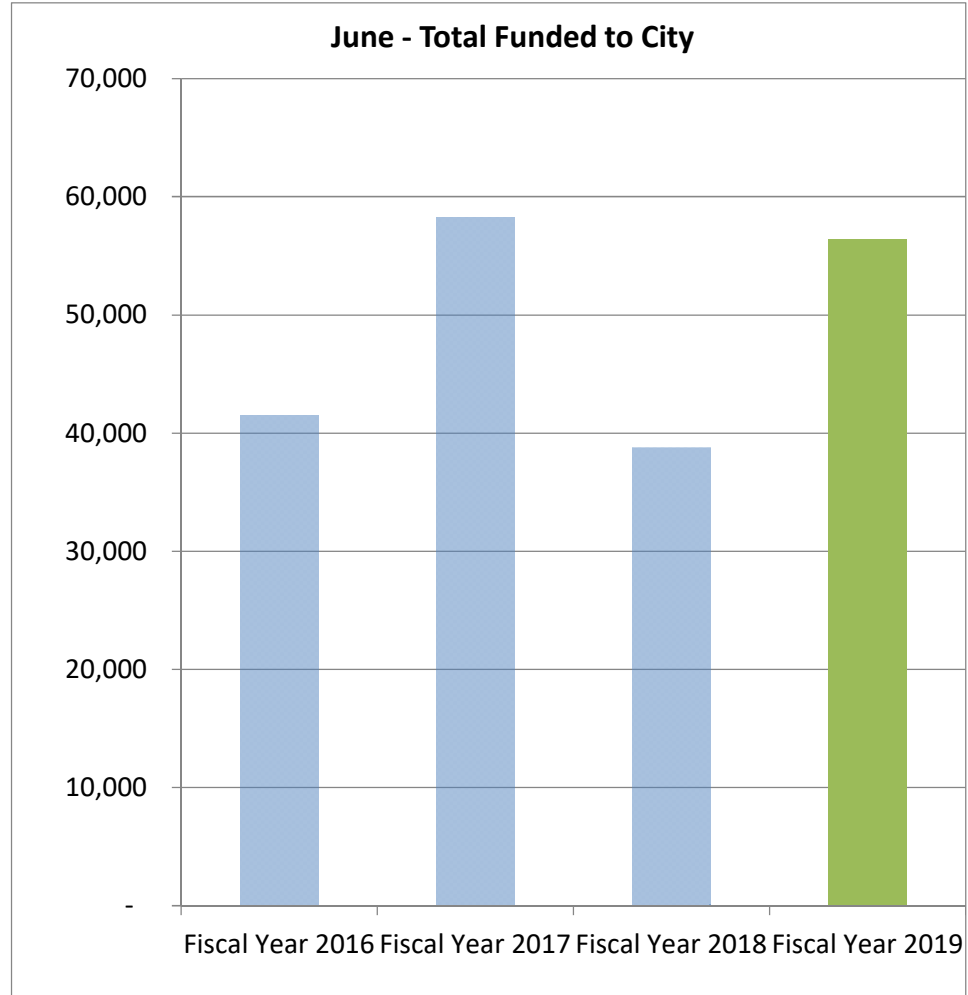
Funding to City by Month					
	Fiscal Year 2016	Fiscal Year 2017	Fiscal Year 2018	Fiscal Year 2019	Prior Yr % change
OCT	38,209	54,492	53,029	50,542	-5%
NOV	50,529	41,095	37,656	21,873	-42%
DEC	54,283	41,914	36,168	27,186	-25%
JAN	55,996	40,007	38,741	44,771	16%
FEB	63,654	58,220	55,103	56,522	3%
MAR	87,469	75,540	68,625	64,830	-6%
APR	86,953	94,973	45,785	75,891	66%
MAY	54,719	39,008	53,896	53,466	-1%
JUN ^	41,478	58,248	38,755	56,459	46%
JUL	54,026	42,063	41,491	-	
AUG	55,153	46,314	52,544	-	
SEP	69,024	31,594	42,857	-	
<b>Total</b>	<b>711,493</b>	<b>623,469</b>	<b>564,651</b>	<b>451,539</b>	

^ Collections prior to Reflex agreement cancellation

Funding Allocations	June 2018	June 2019	% Change
Revenue from violations	74,063	58,867	-21%
Less: Processing Fees	(2,658)	(2,408)	-9%
Less: Invoices*	(32,650)	-	-100%
<b>Total Funded to City</b>	<b>38,755</b>	<b>56,459</b>	<b>46%</b>
funded as a % of revenue	52.33%	95.91%	
processing fees as a % of revenue	3.59%	4.09%	
invoices as a % of revenue	44.08%	-	

\*HB 1631 ended traffic signal enforcement effective June 2, 2019. Ended contract with Reflex.

Texas Traffic Code 707.008 (a)(2) "...may be used only to fund traffic safety programs, including pedestrian safety programs, public safety programs, intersection improvements, and traffic enforcement."



City of Balch Springs, Texas  
 City Council Monthly Financial Report  
 Appendix

Note	Comments
1A	
1B	
1C	
1D	
1E	
1F	Added department. Will go into effect in August 2019.
1G	Salary savings
1H	
1I	
1J	
1K	
1L	
1M	Reserved emergency supply funds
1N	
1O	
1P	
1Q	
1R	Remaining SRTS engineering fees to be paid by YE
1S	
1T	
1U	
1V	
1W	Unit#35/WW Collections Engine Replacement
1X	Salary savings; \$60k contracted services forgone to hire two additional staff members
1Y	
1Z	
1AA	
1AB	
1AC	
1AD	Cancelled Christmas Parade
1AE	TML Ins. allocated quarterly. Will smooth itself out by year-end.
1AF	Police Vehicles & Equip purchased - Resolution of Intent to Reimburse these costs through potential future CO Bond passed by council
1AG	Annual Emergency Reserve Fund Transfer per Ordinance No, 3177-18. Will smooth itself out by year-end.

City of Balch Springs, Texas  
City Council Monthly Financial Report  
Appendix

Note	Comments
2A	Property Taxes are due by January 31st of a given fiscal year
2B	Volatile source of revenue. Trending under budget.
2C	Annual Oncor franchise revenue is received at the end of November of next fiscal year. Usually over \$500k
2D	Received quarterly and annually
2E	
2F	School Resource Officer (SRO) revenue received quarterly; Community Development Block Grant (CDBG) moved to Grant Fund.
2G	Mostly due to increasing trends in room rentals, residential property rentals & STEP program fines
2H	
2I	Interest higher with new bank contract, reinvesting cash into higher interest bearing accounts
2J	Primarily due to credit card fees as more depts are now taking online credit card payments. Citibank Annual CC rebate rcvd.
2K	There is a remaining balance due for Hickory Tree Rd that Dallas County Public Works has not yet invoiced EDC for. Entry is recorded as a capital contribution in the ge
2L	Utility Funds experiencing downward revenue trend due to increased rainfall (less water consumption).
3A	
3B	
3C	
3D	Salary savings
3E	
3F	
3G	
3H	Month activity paid the following month
3I	Interest for 2016 water bond due in March & Sept
3J	
3K	Salary savings
3L	Month activity paid in the following month
3M	
3N	Month activity paid in the following month
3O	Capital projects & purchases underway
3P	

City of Balch Springs, Texas  
City Council Monthly Financial Report  
Appendix

Note	Comments
4A	Utility Funds experiencing downward revenue trend due to increased rainfall (less water consumption).
4B	
4C	
4D	
4E	Water bill payment domicile collections trending up from prior years
4F	LDG Forestwood (new apartment complex) meter fees
4G	
4H	
4I	water penalties trend higher at the beginning of the fiscal year - could be attributed to the water rate increase on 10/1
4J	Expected to decrease due to Pay-by-Phone implementation on Jan 22, 2019
4K	In general fund - under fines and fees
4L	Water & Sewer taps combined prior to May 2019. A sporadic fee - a service fee that is charged for connecting the public water or wastewater main to the private plun
4M	Mostly due to Rental Registration Program
4N	
4O	
4P	Increased cash in the bank due to lease proceeds from AMI project in FY 2018
4Q	FY16 SRA settlement credits for rate year 2015 (litigation between SRA and DWU)
4R	
4S	
4T	Increased credit card usage as more departments now taking online payments. Now taking american express payments also.
4U	
4V	KKVI-Hilltop Tower Newly Added Lease
4W	
4X	
4Y	
4Z	
4AA	Most registrations occurred at the beginning of the year. Will smooth itself out by year-end.
4AB	Utility Funds experiencing downward revenue trend due to increased rainfall (less water consumption).
4AC	Industrial surcharge for excessive concentration
4AD	
4AE	
4AF	
4AG	Final FEMA Reimb
4AH	
4AI	

City of Balch Springs, Texas  
 City Council Monthly Financial Report  
 Appendix

Note	Comments
4AJ	
4AK	
4AL	
4AM	
4AN	
5A	
5B	
5C	
5D	
5E	
5F	City seeking funding for park projects through Type B bonds
5G	